

**WEST TRAVIS COUNTY PUBLIC UTILITY AGENCY
NOTICE OF MEETING**

**TO: THE BOARD OF DIRECTORS OF THE WEST TRAVIS COUNTY PUBLIC
UTILITY AGENCY AND TO ALL OTHER INTERESTED PERSONS:**

Notice is hereby given that the Board of Directors of the West Travis County Public Utility Agency (“WTCPUA”) will hold a meeting at 1:00 p.m. on Thursday, October 19, 2023 at Bee Cave City Hall, 4000 Galleria Parkway, Bee Cave, Texas.

The following matters will be considered and may be acted upon at the meeting.

Public comments will be accepted only during designated portions of the Board meeting. Citizens wishing to address the Board should complete the Public Comment Form provided at the entrance to the meeting room so they may be recognized to speak. Speakers will be limited to three minutes to facilitate the opportunity to comment by all those so interested and to support the orderly flow of the meeting.

I. CALL TO ORDER

II. ESTABLISH QUORUM

III. PUBLIC COMMENT

IV. CONSENT AGENDA

- A. Approve minutes of August 17, 2023 Regular Board Meeting and September 14, 2023 Special Board Meeting.**
- B. Approve payment of invoices and other bookkeeping matters, including:**
 - 1. Quarterly Investment Report;**
- C. Ratify payments approved by General Manager:**
 - 1. G Creek, Pay App #7, Uplands WTP Renovation, \$242,820.00;**
 - 2. M.A. Smith Contracting Co, Inc., Pay App #2 & Final, Sonoma Drive Wastewater Line Repair, \$41,100.00.**
- D. Ratify change orders approved by General Manager:**
 - 1. G Creek, Inc., Change Order #5, Uplands WTP Renovation, \$63,536.55.**
- E. Approve Contractor Pay Requests and invoices including:**
 - 1. B-5 Construction Company, Inc., Pay Application #11, \$48,756.50, County Line 1420 Pump Station Upgrades;**
 - 2. Landmark Structures, Pay Application #3, \$613,253.50, 1240 EST;**

3. **Process Water Technologies, Pay Application #3, \$39,950.00, Wastewater Sludge Dewatering Equipment;**
4. **Lone Star Sitework, LLC, Pay Application #2, \$177,455.50, Trautwein Road 12" Waterline Relocation.**
5. **RDO Equipment Co., John Deer Backhoe, \$111,806.02;**
6. **XByte Technologies, 2 New System Servers, \$45,929.00;**
7. **Generator Field Services, LLC., Generator for Lift Station #16, \$38,390.36.**

F. Approve Contractor Change Orders:

1. **Udelhoven Oilfield Services, Change Order #3, (\$183,081.64), Lake Pointe Lift Station Rehab;**
2. **Lone Star Sitework, LLC, Change Order #1, \$47,730.00, Trautwein Road 12" Waterline Relocation.**

V. NEW BUSINESS

- A. Discuss, consider and take action on annual review of General Manager contract and salary (L. Kalisek).**
(This item may be taken into Executive Session under the Consultation with Attorney exception and the Personnel exception).
- B. Discuss, consider and take action on approving an Order Declaring Property Surplus and authorizing conveyance to Lake Pointe MUD (J. Riechers).**
- C. Discuss, consider and take action on proposal from Murfee Engineering Company, Inc. for engineering fees related to the Bear Creek Pass Water Main Relocation Project (G. Murfee).**
- D. Discuss, consider and take action on request for adjustment to project budget for Uplands Water Treatment Plant Expansion project (G. Murfee).**
- E. Discuss, consider and take action on Water and Sewer Service Development Policies regarding service level determinations and TCEQ Optional Enhanced Measures (J. Riechers).**
- F. Discuss, consider and take action on Effluent Management Master Plan (J. Riechers).**
- G. Discuss, consider and take action on proposal from Malone Wheeler, Inc. for Effluent Management Plan Implementation Phase 1 (J. Riechers).**
- H. Discuss, consider and take action on Resolution authorizing participation in the TexPool Investment Pools (J. Smith).**

- I. Discuss, consider and take action on approval of Service Availability Letter and Non Standard Service Agreement for Live Oak Springs, Phase 2, 46 Water LUEs, 290 System (J. Riechers).**
- J. Discuss, consider and take action on Recommendation of Award for Ledgestone Terrace Waterline Relocation project (G. Murfee).**
- K. Discuss, consider and take action on Engineering Service Agreement with Half and Associates, Inc. (J. Riechers).**

VI. STAFF REPORTS

- A. General Manager’s Report (J. Riechers).**
- B. Controller’s Report (J. Smith).**
- C. Operation’s Report (E. Morgan).**
- D. Engineering Report (G. Murfee).**

VII. ADJOURNMENT

Dated: October 15, 2023



Jennifer Riechers
WTCPUA General Manager

The Board of Directors may go into Executive Session, if necessary, pursuant to the applicable section of Subchapter D, Chapter 551, Texas Government Code, of the Texas Open Meetings Act, on any of the above matters under the following sections: Texas Government Code Ann. 551.071 – Consultation with Attorney; Texas Government Code Ann. 551.072 – Real and Personal Property; Texas Government Code Ann. 551.074 – Personnel Matters. No final action, decision, or vote will be taken on any subject or matter in Executive Session.

The West Travis County Public Utility Agency is committed to compliance with the Americans with Disabilities Act. Reasonable modifications and equal access to communications will be provided upon request. Please call Jennifer Riechers, General Manager at (512) 263-0100 for information.

IV. CONSENT AGENDA

ITEM A

**MINUTES OF MEETING OF
THE BOARD OF DIRECTORS OF THE
WEST TRAVIS COUNTY PUBLIC UTILITY AGENCY**

August 17, 2023

Board:

Scott Roberts President
Jack Creveling, Vice President
Walt Smith, Secretary/Treasurer
Jason Bethke, Director
Clint Garza, Director

Staff and Consultants:

Jennifer Riechers, Agency General Manager
Eric Morgan, Agency Operations Manager
Jennifer Smith, Agency Controller
Lauren J. Kalisek (Lloyd Gosselink Rochelle & Townsend, P.C.), Agency General Counsel
Kathryn Thiel (Lloyd Gosselink Rochelle & Townsend, P.C.), Agency General Counsel
David Klein (Lloyd Gosselink Rochelle & Townsend, P.C.), Agency General Counsel
Jason Baze (Murfee Engineering Company, Inc.), District Engineer
George Murfee (Murfee Engineering Company, Inc.), District Engineer

I. CALL TO ORDER

The meeting was called to order by President Roberts at 1:02 p.m.

II. ESTABLISH QUORUM

A quorum was established with the above-referenced Directors, staff and consultants present.

III. PUBLIC COMMENT

Dennis Daniels of Reunion Ranch WCID requested information on recent capacity issues at the District and a boil water notice. Mr. Daniels indicated he would like to encourage better communication between the WTCPUA and the District concerning boil water notices. Ms. Riechers indicated recent conservation measures have had a positive impact in reducing the instances of boil water notices within the WTCPUA service area. President Roberts asked staff to follow-up with Mr. Daniels.

IV. CONSENT AGENDA

- A. Approve minutes of June 15, 2023 Regular Board Meeting.**
- B. Approve payment of invoices and other bookkeeping matters, including:**

1. **Quarterly Investment Report;**
- C. Approve Annual Review of Investment Policy.**
- D. Approve Revised Personnel Policy Manual.**
- E. Ratify payments approved by General Manager:**
1. **BOK Financial, Revenue Bonds, Series 2015, \$981,031.25;**
 2. **BOK Financial, Revenue Refunding Bonds, Series 2017, \$6,790,575.00;**
 3. **BOK Financial, Revenue Bonds, Series 2019 \$624,400.00, and**
 4. **BOK Financial, Revenue Bonds, Series 2022 \$1,467,975.00;**
 5. **G Creek, Pay App #6, Uplands WTP Renovation, \$466,957.14;**
 6. **M.A. Smith Contracting Co., Inc., Pay App #1, Sonoma Drive WW Line Repair, \$219,850.00.**
- F. Ratify change orders approved by General Manager:**
1. **G Creek, Inc., Change Order #3, Uplands WTP Renovation, \$21,945.00;**
 2. **G Creek, Inc., Change Order #4, Uplands WTP Renovation, \$11,533.83.**
- G. Approve Contractor Pay Requests and invoices including:**
1. **S.J. Louis Construction of Texas, Ltd., Pay Application #11, \$263,027.45, 1080 24" Transmission Main-Segment A;**
 2. **Landmark Structures, Pay Application #1, \$533,126.70, 1240 Elevated Storage Tank;**
 3. **Landmark Structures, Pay Application #2, \$1,067,236.17, 1240 Elevated Storage Tank;**
 4. **Lone Star Sitework, LLC, Pay Application #1, \$121,452.30, Trautwein Road at Hwy. 290 12" Waterline Relocation;**
 5. **Cash Construction, Inc., Pay Application #16, \$354,249.30, 30" Raw Water Transmission Main No. 2;**
 6. **EDC Construction, \$26,500.00, Installation of metal building at County Line PS.**
- H. Approve Contractor Change Orders:**
1. **S.J. Louis Construction of Texas LTD, Change Order #5, \$22,222.93, 1080 Transmission Main Segment A;**
 2. **Cash Construction, Inc., Change Order #4, -\$5,113.50, 30" Raw Water Transmission Main No. 2.**

- I. Award Contract Services Agreement to:**
- 1. Wastewater Transport Services, LLC, Sludge Transportation and Disposal.**
 - 2. Brenntag Southwest, Water and Wastewater Treatment Plant Chemicals other than Liquid Ammonium Sulfate and Orthophosphate.
Shannon Chemical Corporation for Orthophosphate.
Chameleon Industries, Inc for Liquid Ammonium Sulfate.**
 - 3. Cy'Services, Landscape Maintenance.**

MOTION: A motion was made by President Roberts to approve the Consent Agenda, presented in items IV.A-I of the Board Packet. The motion was seconded by Director Smith.

The vote was taken with the following result:
Voting Aye: Unanimous
Voting Nay:
Abstained:
Absent:

V. NEW BUSINESS

- A. Discuss, consider and take action on FY2023 Budget (J. Smith).**
This item may be taken into Executive Session under the Consultation with Attorney exception.

This item was taken into Executive Session under the consultation with attorney exception at 1:44 p.m. The Board resumed open session at 3:10 p.m. No action was taken during executive session.

Jennifer Smith provided a presentation on the final proposed Fiscal Year 2024 budget. Among other items, she noted challenges with the collection of impact fees in the amounts needed to fund the WTCPUA's approved capital improvements program. Board members discussed impacts to existing and future water customers.

MOTION: A motion was made by Director Smith to adopt the FY2024 Budget. The motion was seconded by President Roberts.

The vote was taken with the following result:
Voting Aye: Unanimous
Voting Nay:
Abstained:
Absent:

MOTION: A motion was made by Director Smith that upon consideration and final adoption of the Fiscal Year 2024 proposed Budget the Board adopts a policy change to adjust water availability upon prepayment of impact fees, including a restriction of irrigation for commercial customers and its impact on said budget. The specific policy change allows commercial connects while ensuring peak demand is realized and would not impact system capacity. The motion was seconded by President Roberts.

The vote was taken with the following result:

Voting Aye: Unanimous

Voting Nay:

Abstained:

Absent:

B. Discuss, consider and take action on WTCPUA Organizational Chart (J. Riechers).

Jennifer Riechers presented this item. Ms. Riechers explained that every year the agency looks at the organizational chart in conjunction with the budget analysis. The WTCPUA currently has 6 vacant positions. Two positions are currently vacant and being held to maintain a total of 44 positions within the agency.

Director Bethke asked what the dotted lines between employees were for in the organizational chart. Ms. Riechers explained the dotted lines indicated that the employee or consultant reported directly to the Board and the solid lines indicated the employee or consultant reported directly to the General Manager. Director Garza and Director Bethke requested Ms. Riechers to amend the organizational chart so that the General Manager is the only member of staff or consultants that reports directly to the Board.

MOTION: A motion was made by Director Bethke to approve this item, presented in item VLB of the Board Packet with deletion of dotted lines. The motion was seconded by Director Garza.

The vote was taken with the following result:

Voting Aye: Directors Bethke, Garza, Smith and Creveling

Voting Nay: President Roberts

Abstained:

Absent:

C. Discuss, consider and take action on Order Amending WTCPUA's Wholesale Water and Wastewater Rates (J. Riechers)

Jennifer Riechers presented this item. Director Smith asked about ongoing negotiations concerning wholesale agreements and the process to amend such agreements. President Roberts stated he would abstain from voting.

MOTION: A motion was made by Director Smith to approve this item, presented in item VI.C of the Board Packet. The motion was seconded by Director Garza.

The vote was taken with the following result:
Voting Aye: Directors Creveling, Smith, Bethke and Garza
Voting Nay:
Abstained: President Roberts
Absent:

- D. Discuss, consider and take action on approval of Service Availability Letter for:**
1. Hamilton Pool Village, 155 Water LUEs, 71 System.

Items VI.D and VI.E were taken under consideration simultaneously. The Board asked Ms. Riechers why the agreement did not request optional enhanced measures. The Board discussed terms permitted in the agreement and directed counsel to provide an update on the legality concerning the inclusion of such terms at the next meeting.

MOTION: A motion was made by Director Creveling to approve this item, presented in item VI.D of the Board Packet. The motion was seconded by President Roberts.

The vote was taken with the following result:
Voting Aye: Unanimous
Voting Nay:
Abstained:
Absent:

- E. Discuss, consider and take action on Non Standard Service Agreement for:**
1. Hamilton Pool Village, 155 Water LUEs, 71 System.

MOTION: A motion was made by Director Creveling to approve this item, presented in item VI.E of the Board Packet. The motion was seconded by President Roberts.

The vote was taken with the following result:
Voting Aye: Unanimous
Voting Nay:
Abstained:
Absent:

- F. Discuss, consider and take action on annual TCDRS contribution rate (J. Smith).**

Jennifer Smith presented this item. Ms. Smith explained that the Texas County District Retirement System has suggested that the employer contribution be reduced to 11%. Ms. Smith requested that the Board keep the 11.36% contribution rate because the plan is 94% funded and to avoid or minimize any increased unfunded liability.

MOTION: A motion was made by President Roberts to approve this item, presented in item VI.F of the Board Packet. The motion was seconded by Director Creveling.

The vote was taken with the following result:

Voting Aye: Unanimous

Voting Nay:

Abstained:

Absent:

G. Discuss, consider and take action on Request for Amendment to the Wholesale Water Service Agreement with Travis County MUD #12 to include LTISD Elementary #8 (J. Riechers).

Jennifer Riechers presented this item. She explained that an amendment was needed to the Travis County MUD #12 Water Service Agreement to incorporate the new LTISD Elementary #8 site into the District's service area.

MOTION: A motion was made by Director Garza to approve this item, presented in item VI.G of the Board Packet. The motion was seconded by President Roberts.

The vote was taken with the following result:

Voting Aye: Unanimous

Voting Nay:

Abstained:

Absent:

H. Discuss, consider and take action on policy regarding transfer of LUE assignments (J. Riechers).

This item may be taken into Executive Session under the Consultation with Attorney exception.

This item was taken into Executive Session under the consultation with attorney exception at 1:44 p.m. The Board resumed open session at 3:10 p.m. No action was taken during executive session.

I. Discuss, consider and take action on revision of WTCPUA Tariff (J. Riechers).
(This item may be taken into Executive Session under the Consultation with Attorney exception)

This item was taken into Executive Session under the consultation with attorney exception at 1:44 p.m. The Board resumed open session at 3:10 p.m. No action was taken during executive session.

Jennifer Riechers presented this item. Ms. Riechers requested the Board approve the amendment to the WTCPUA Tariff as presented in the Board Packet. Under this amendment, customers must pay the current impact fees that are in effect on the date of application for service.

MOTION: A motion was made by Director Smith to approve this item, presented in item VI.I of the Board Packet subject to final review by Lloyd Gosselink and approval by the General Manager. The motion was seconded by Director Creveling.

The vote was taken with the following result:

Voting Aye: Unanimous

Voting Nay:

Abstained:

Absent:

J. Discuss, consider and take action on amendment to Billing Services Agreement with Hays MUD 4 (J. Riechers).

Jennifer Riechers presented this item. The amendment is to add collection of grease trap inspection fees and remit to Hays MUD 4 on a monthly basis.

MOTION: A motion was made by Director Smith to approve this item, presented in item VI.J of the Board Packet. The motion was seconded by President Roberts.

The vote was taken with the following result:

Voting Aye: Unanimous

Voting Nay:

Abstained:

Absent:

K. Discuss, consider and take action on proposal from Lonquist & Co., LLC for a geologic evaluation for wastewater disposal (J. Creveling).

Jack Creveling presented this item. Mr. Creveling discussed beneficial reuse and expanded on two potential avenues for discharge or reuse. He described the potential for saltwater disposal and an examination of local geology to determine a potential suitable formation for wastewater disposal.

MOTION: A motion was made by Director Creveling to approve this item, presented in item VI.K of the Board Packet. The motion was seconded by President Roberts.

The vote was taken with the following result:

Voting Aye: Unanimous

Voting Nay:

Abstained:

Absent:

L. Discuss, consider and take action on CCN Release Agreement with Michael Wong and AR 290 West, 8921 US 290 (L. Kalisek).

This item may be taken into Executive Session under the Consultation with Attorney exception.

This item was taken into Executive Session under the consultation with attorney exception at 1:44 p.m. The Board resumed open session at 3:10 p.m. No action was taken during executive session.

M. Discuss, consider and take action on Request from Murfee Engineering, Inc. for Adjustment to Project Budget for Ledgestone Terrace 6” Water Main Relocation (G. Murfee).

George Murfee presented this item. Mr. Murfee stated that Travis County is making drainage and road improvements that conflict with the agency’s lines. The area surrounding the line is small. Mr. Murfee stated there have been attempts to have the county incorporate the WTCPUA’s plans into the County’s plans but the efforts have been unsuccessful. Mr. Murfee advised it would be more expensive to continue efforts with Travis County, and will approach the Travis County Commissioners to obtain relief from the County.

MOTION: A motion was made by President Roberts to approve this item, presented in item VI.M of the Board Packet. The motion was seconded by Director Creveling.

The vote was taken with the following result:

Voting Aye: Unanimous

Voting Nay:

Abstained:

Absent:

N. Discuss, consider and take action on Request from Murfee Engineering, Inc. for Adjustment to Project Budget for County Line 1420 Pump Station Upgrade project budget amendment (G. Murfee).

George Murfee presented this item. Mr. Murfee explained supply chain delays. Mr. Murfee stated the project is necessary and requested additional funding to complete the project.

MOTION: A motion was made by Director Garza to approve this item, presented in item VI.N of the Board Packet. The motion was seconded by President Roberts.

The vote was taken with the following result:

Voting Aye: Unanimous

Voting Nay:

Abstained:

Absent:

- O. Discuss, consider and take action on Request from Murfee Engineering, Inc. for Adjustment to Project Budget for Darden Hill Road Waterline Relocation (G. Murfee).**

George Murfee presented this item. Mr. Murfee stated that there have been similar relocation requests for other projects that the WTCPUA is currently managing. Mr. Murfee stated there is a 50-54" oak tree on the property that is in the center of the Agency easement. Board members discussed road planning activities by Hays County associated with the project.

MOTION: A motion was made by Director Smith to approve this item, presented in item VI.O of the Board Packet. The motion was seconded by Director Creveling.

The vote was taken with the following result:

Voting Aye: Unanimous

Voting Nay:

Abstained:

Absent:

- P. Discuss, consider and take action on Proposal from Murfee Engineering, Inc. for RM 620 Widening Infrastructure Relocation Project (G. Murfee).**

George Murfee presented this item. Director Smith discussed communications received from Hays County. Director Garza discussed the City of Bee Cave's perspective about the future of TxDOT construction. Director Creveling asked about upgrading the line. Mr. Murfee stated he would look into this option. Director Smith asked for a review of the age and condition of the lines to avoid delays.

MOTION: A motion was made by Director Creveling to approve this item, presented in item VI.P of the Board Packet. The motion was seconded by Director Garza.

The vote was taken with the following result:

Voting Aye: unanimous

Voting Nay:

Abstained:

Absent:

Q. Discuss, consider and take action on Proposal from Murfee Engineering, Inc. for 2024 Impact Fee Study (G. Murfee).

This item may be taken into Executive Session under the Consultation with Attorney exception.

This item was taken into Executive Session under the consultation with attorney exception at 1:44 p.m. The Board resumed open session at 3:10 p.m. No action was taken during executive session.

Mr. Murfee presented this item and discussed the need for an updated Impact Fee Study.

MOTION: A motion was made by Director Creveling to approve this item, presented in item VI.Q of the Board Packet. The motion was seconded by Director Smith.

The vote was taken with the following result:

Voting Aye: Unanimous

Voting Nay:

Abstained:

Absent:

R. Discuss, consider and take action on Preliminary Engineering Analysis and Report in Support of Development of 50,000 GPD of Effluent Disposal SADDs Fields at the Falconhead West Property (B. Canady).

George Murfee presented this item. Mr. Murfee discussed the continuation of ongoing discussions on effluent management, this item's relation to the injection well application currently pending at TCEQ, the possibility of subsurface area drip distribution, and preparation on how to resolve effluent disposal needs in the future.

MOTION: A motion was made by President Roberts to approve this item, presented in item VI.R of the Board Packet. The motion was seconded by Director Smith.

The vote was taken with the following result:

Voting Aye: Unanimous

Voting Nay:

Abstained:

Absent:

VI. STAFF REPORTS

A. General Manager's Report (J. Riechers).

Jennifer Riechers presented this report. Ms. Riechers stated the Agency is continuing Stage 3 water restrictions. Ms. Riechers stated that 350 watering

violation letters have been mailed to customers and 14 fines have been issued. Ms. Riechers stated there have not been many repeat violations.

Director Bethke stated there is concern regarding pushing through distribution to fill storage tanks when the irrigation demand is extremely high. Director Bethke reflected on the difficulty of filling the tanks while distributing water.

B. Controller's Report (J. Smith).

Jennifer Smith presented the report. Director Smith stated connections are at 30% of what was projected last year.

C. Operation's Report (E. Morgan).

D. Engineering Report (G. Murfee).

VII. ADJOURNMENT

MOTION: A motion was made by Director Smith to adjourn the meeting. The motion was seconded by Director Garza.

The vote was taken with the following result:

Voting Aye: Unanimous

Voting Nay:

Abstained:

Absent:

President Roberts adjourned the meeting at 3:19 p.m.

PASSED AND APPROVED this 19th day of October, 2023.

Walt Smith, Secretary
Board of Directors

**MINUTES OF SPECIAL MEETING OF
THE BOARD OF DIRECTORS OF THE
WEST TRAVIS COUNTY PUBLIC UTILITY AGENCY**

September 14, 2023

Board:

Scott Roberts President
Jack Creveling, Vice President
Walt Smith, Secretary/Treasurer
Clint Garza, Director

Staff and Consultants:

Jennifer Riechers, Agency General Manager
Jennifer Smith, Agency Controller
Tricia Altamirano, Agency Engineer
Lauren Kalisek (Lloyd Gosselink Rochelle & Townsend, P.C.), Agency General Counsel
Kathryn Thiel (Lloyd Gosselink Rochelle & Townsend, P.C.), Agency General Counsel
George Murfee (Murfee Engineering Company, Inc.), District Engineer

I. CALL TO ORDER

The meeting was called to order by President Roberts at 1:05 p.m.

II. ESTABLISH QUORUM

A quorum was established with the above-referenced Directors, staff and consultants present.

III. PUBLIC COMMENT

There were no public comments.

IV. NEW BUSINESS

- A. Discuss, consider and take action on Term Sheet for City of Dripping Springs Wholesale Agreement amendment and allow General Manager and PUA Counsel to negotiate the final Wholesale Agreement contract with the City of Dripping Springs based on the approved term sheet (J. Riechers).**

This item may be taken into Executive Session under the Consultation with Attorney exception.

Jennifer Riechers presented this item including a proposed term sheet for a restatement of the wholesale agreement with the City of Dripping Springs. Discussion among the Board Members and the District Engineer, Tricia Altamirano, regarding this item. Ms. Riechers and Ms. Altamirano explained that going forward the agency will be a signatory on plats in Dripping Springs for retail and wholesale customers.

MOTION: A motion was made by President Roberts to authorize the General Manager to negotiate and execute a restated wholesale agreement with the City of Dripping Springs that incorporates the terms presented and discussed by the Board. The motion was seconded by Director Smith.

The vote was taken with the following result:

Voting Aye: Directors Roberts, Smith, Creveling and Garza

Voting Nay:

Abstained:

Absent: Director Bethke

B. Discuss, consider and take action on approval of Non Standard Service Agreements for:

1. 9021 Hwy. 290 West – Cerco Development, Inc. (Ledgestone Terrace Apartments);

2. 8921 Hwy. 290 West -- AR 290 West, LP. (Arden Residential).

This item may be taken into Executive Session under the Consultation with Attorney exception.

A summary of the Non-Standard Service Agreements and related documents was presented to the Board by staff. The Board discussed elements of the agreements.

MOTION: A motion was made by President Roberts to approve the Non-Standard Service Agreements conditioned on full execution of the agreements within 15 business days. The motion was seconded by Director Garza.

The vote was taken with the following result:

Voting Aye: Directors Roberts, Smith, Creveling and Garza

Voting Nay:

Abstained:

Absent: Director Bethke

V. ADJOURNMENT

MOTION: A motion was made by Director Creveling to adjourn the meeting. The motion was seconded by President Roberts.

The vote was taken with the following result:

Voting Aye: Directors Roberts, Smith, Creveling and Garza
Voting Nay:
Abstained:
Absent: Director Bethke

President Roberts adjourned the meeting at 1:23 p.m.

PASSED AND APPROVED this 19th day of October, 2023.

Walt Smith, Secretary
Board of Directors

ITEM B



West Travis County Public Utility Agency

Check Report

By Check Number

Date Range: 08/01/2023 - 08/31/2023

Vendor Number	Vendor Name	Payment Date	Payment Type	Discount Amount	Payment Amount	Number
Payable #	Payable Type	Post Date	Payable Description	Discount Amount	Payable Amount	
Bank Code: AP Bank-AP Bank						
01431	Maxwell Locke & Ritter LLP	08/21/2023	EFT	0.00	20,000.00	157
194731	Invoice	01/31/2023	Interim Billing for Prof Serv & Audit thru 9	0.00	20,000.00	
00330	Cash Construction Company, Inc.	08/29/2023	EFT	0.00	354,249.30	158
30in Raw Water T	Invoice	08/08/2023	30" Raw Water Transmission Main No. 2 -	0.00	354,249.30	
02886	WFG National Title Company of Texas, LLC	08/03/2023	Regular	0.00	7,423.20	6051
Easement acquisi	Invoice	08/03/2023	Easement acquisition -Parcel 70B- 1080 T	0.00	7,423.20	
00102	Aqua-Tech Laboratories, Inc	08/08/2023	Regular	0.00	3,728.00	6052
65821	Invoice	07/31/2023	June 2023 Analysis - Bohls WWTP	0.00	1,396.25	
65822	Invoice	07/31/2023	June 2023 Analysis	0.00	1,025.00	
65823	Invoice	07/31/2023	June 2023 Analysis - Lakepointe WWTP	0.00	1,110.25	
65824	Invoice	07/31/2023	June 2023 Analysis WTP	0.00	196.50	
00245	Brenntag Southwest Inc.	08/08/2023	Regular	0.00	32,155.21	6053
BSW480491	Invoice	07/21/2023	Aqualum/Polymer for WTP	0.00	13,466.04	
BSW481958	Invoice	07/28/2023	Aquapac for WTP	0.00	18,689.17	
02672	Cintas Corporation	08/08/2023	Regular	0.00	111.65	6054
5168319535	Invoice	07/25/2023	Medical Kit Replenishment - Admin Office	0.00	65.90	
5168319599	Invoice	07/25/2023	Medical Kit Replenishment - Bohls WWTP	0.00	45.75	
00447	Core & Main LP	08/08/2023	Regular	0.00	134.36	6055
T252860	Invoice	07/26/2023	Supplies for WO #3752	0.00	134.36	
00457	CP&Y	08/08/2023	Regular	0.00	4,156.00	6056
WTCP1800076.0	Invoice	07/13/2023	Uplands WTP Trident/Office Building & Hi	0.00	4,156.00	
00725	Generator Field Services LLC	08/08/2023	Regular	0.00	3,465.25	6057
GFS8288	Invoice	07/18/2023	Service - Cummins Mobile	0.00	1,188.45	
GFS8290	Invoice	07/20/2023	Service - LS #20	0.00	2,276.80	
00756	Green Oasis Plantscapes	08/08/2023	Regular	0.00	568.68	6058
35584	Invoice	08/01/2023	Quarterly Plant Maintenance	0.00	568.68	
00771	Guardian Industrial Supply LLC	08/08/2023	Regular	0.00	145.00	6059
083987	Invoice	07/26/2023	Supplies for WO #3743	0.00	145.00	
02655	Infosend, Inc	08/08/2023	Regular	0.00	2,656.60	6060
243507	Invoice	08/01/2023	Billing Support	0.00	2,656.60	
01310	Lloyd Gosselink Rochelle & Townsend, P.C.	08/08/2023	Regular	0.00	3,374.00	6061
97540609	Invoice	04/24/2023	TC WCID 20 & P. Terry's	0.00	3,374.00	
01310	Lloyd Gosselink Rochelle & Townsend, P.C.	08/08/2023	Regular	0.00	-3,374.00	6061
01324	Lower Colorado River Authority	08/08/2023	Regular	0.00	131,041.75	6062
00549492-7/23	Invoice	07/31/2023	Purchase Water	0.00	125,484.08	
00549839-7/23	Invoice	07/31/2023	Purchase Water	0.00	5,557.67	
01434	McCoy's Building Supply	08/08/2023	Regular	0.00	168.71	6063
6904120	Invoice	07/26/2023	LM Supplies for PS #7 County Line	0.00	131.94	
7411260	Invoice	07/25/2023	Supplies for WO #3198	0.00	14.97	
7411345	Invoice	07/26/2023	Supplies for WO #3198	0.00	21.80	
02884	Melissa Morales	08/08/2023	Regular	0.00	29.08	6064
2023.07.27	Invoice	07/27/2023	Mileage reimbursement - Sam's supplies	0.00	29.08	

Check Report

Date Range: 08/01/2023 - 08/31/2023

Vendor Number	Vendor Name	Payment Date	Payment Type	Discount Amount	Payment Amount	Number
Payable #	Payable Type	Post Date	Payable Description	Discount Amount	Payable Amount	
01543	Murfee Engineering Company Inc.	08/08/2023	Regular	0.00	132,910.63	6065
49038	Invoice	07/14/2023	Darden Hill Water Line RoundAbout/Elem	0.00	3,132.65	
49042	Invoice	07/14/2023	Uplands WTP 5 MGD Expansion - CIP	0.00	100,918.48	
49045	Invoice	07/14/2023	290 Parallel Water TM Easement Acquisti	0.00	27,814.50	
49050	Invoice	07/14/2023	Ledgestone Terrace Waterline Relocation	0.00	1,045.00	
01562	Net Solutions and Security, LLC	08/08/2023	Regular	0.00	6,441.00	6066
46641	Invoice	07/26/2023	Installing Access Control-Remaining 60%	0.00	6,441.00	
02879	Newark Corporation	08/08/2023	Regular	0.00	1,417.65	6067
36346990	Invoice	06/30/2023	Limit Switch Roller Lever	0.00	1,534.61	
80947820	Credit Memo	07/19/2023	Sales Tax - Credit	0.00	-116.96	
01654	PostNet TX144	08/08/2023	Regular	0.00	250.35	6068
551087	Invoice	07/20/2023	Schweitzer Engineering Labs - FedEx 2 Da	0.00	177.95	
551402	Invoice	08/01/2023	Water Patrol - Certified Mail	0.00	36.20	
551480	Invoice	08/03/2023	Water Patrol Certified Mail	0.00	36.20	
02508	Quadient Postage Funding	08/08/2023	Regular	0.00	300.00	6069
7711 2023.08	Invoice	08/01/2023	Postage Fees	0.00	300.00	
02037	The Bridge Group	08/08/2023	Regular	0.00	13,160.00	6070
2023-0109	Invoice	07/21/2023	Monthly Construction Inspection Fees	0.00	13,160.00	
02143	USA BlueBook	08/08/2023	Regular	0.00	3,396.34	6074
INV00081664	Invoice	07/24/2023	Front Door Assy Kit - WTP	0.00	3,048.25	
INV00082033	Invoice	07/24/2023	Chemicals & Stock Supplies for WTP	0.00	348.09	
02805	Vector Controls LLC	08/08/2023	Regular	0.00	1,644.69	6075
3142810	Invoice	07/19/2023	Total Chlorine Reagents - WTP	0.00	1,564.51	
3142811	Invoice	07/25/2023	Total Chlorine Reagents - WTP	0.00	80.18	
02174	Waste Management of Texas	08/08/2023	Regular	0.00	1,688.26	6076
0178323-2161-0	Invoice	07/24/2023	Garbage Service 08/01/23-08/31/23	0.00	1,688.26	
02177	Wastewater Transport Services, LLC	08/08/2023	Regular	0.00	6,276.68	6077
11124414	Invoice	07/19/2023	Lift Station Cleaning - Bohls WWTP	0.00	1,307.64	
11124415	Invoice	07/19/2023	Lift Station Cleaning - LS #14	0.00	1,307.64	
11124416	Invoice	07/19/2023	Lift Station Cleaning - Lift Station #11	0.00	1,176.88	
11124417	Invoice	07/19/2023	Lift Station Cleaning - LS #7	0.00	1,176.88	
11124418	Invoice	07/19/2023	Lift Station Cleaning - Lakepointe WWTP	0.00	1,307.64	
00018	ACT Pipe & Supply	08/18/2023	Regular	0.00	3,295.80	6157
S100966172.002	Invoice	06/26/2023	LM Warehouse Consumables	0.00	3,295.80	
02786	American Fasteners, INC	08/18/2023	Regular	0.00	29.50	6158
5502840	Invoice	07/27/2023	EMD Supplies for WO #3198	0.00	29.50	
00099	APGN Inc.	08/18/2023	Regular	0.00	6,160.00	6159
17766	Invoice	07/31/2023	Routine Maintenance Unit #3 Blowers @	0.00	6,160.00	
02877	Arias & Associates, Inc.	08/18/2023	Regular	0.00	1,444.00	6160
20231816	Invoice	07/31/2023	WW Line Repair Sonoma Drive	0.00	1,444.00	
00209	Bill Bailey's Signs Corp.	08/18/2023	Regular	0.00	2,007.50	6161
17579	Invoice	07/20/2023	Water Stage 2 Signs & H-Stakes	0.00	527.50	
17591	Invoice	07/28/2023	Water Stage 3 Signs & H-Stakes	0.00	1,480.00	
00447	Core & Main LP	08/18/2023	Regular	0.00	2,662.08	6162
T289535	Invoice	07/28/2023	LM Supplies for WO #3801	0.00	2,662.08	
02779	Geotab USA, Inc	08/18/2023	Regular	0.00	490.33	6164
IN350358	Invoice	07/31/2023	Fleet Management Software & GPS Tracki	0.00	490.33	
00752	Grainger	08/18/2023	Regular	0.00	2,012.81	6165

Check Report

Date Range: 08/01/2023 - 08/31/2023

Vendor Number	Vendor Name	Payment Date	Payment Type	Discount Amount	Payment Amount	Number
Payable #	Payable Type	Post Date	Payable Description	Discount Amount	Payable Amount	
9752751389CR	Credit Memo	07/26/2023	Return-supplies for WO #3724	0.00	-564.00	
9776108756	Invoice	07/20/2023	Supplies for WO #3781	0.00	371.18	
9778355538	Invoice	07/21/2023	EMD Supplies for WO #3751	0.00	91.02	
9785822710	Invoice	07/27/2023	Supplie for WO #3802	0.00	417.52	
9785976409	Invoice	07/27/2023	Supplie for WO #3802	0.00	1,453.47	
9787007120	Invoice	07/28/2023	Supplie for WO #3802	0.00	243.62	
00842	HydroPro Solutions, LLC	08/18/2023	Regular	0.00	1,233.32	6166
IN100910	Invoice	07/31/2023	Network Monitoring System	0.00	1,233.32	
02655	Infosend, Inc	08/18/2023	Regular	0.00	2,564.41	6167
244750	Invoice	08/01/2023	Billing Support	0.00	2,564.41	
01434	McCoy's Building Supply	08/18/2023	Regular	0.00	184.39	6168
6904372	Invoice	07/31/2023	LM Consumable	0.00	38.97	
6904392	Invoice	07/31/2023	LM Stock Supplies	0.00	23.98	
7411377	Invoice	07/27/2023	LM Supplies for WO #3701	0.00	49.99	
7411403	Invoice	07/27/2023	Supplies for WO #3802	0.00	71.45	
01560	Neltronics	08/18/2023	Regular	0.00	6,836.20	6169
23-1204	Invoice	02/11/2023	Installed Analyzers for Unit 1 @ WTP WO	0.00	2,576.20	
23-1205	Invoice	02/11/2023	Repairs after ice storm @ RWI and Bee Ca	0.00	4,260.00	
01560	Neltronics	08/18/2023	Regular	0.00	-6,836.20	6169
01718	Rent Equip, LLC	08/18/2023	Regular	0.00	12.31	6170
866827-3	Invoice	07/29/2023	LM Rental for County Line PS #7	0.00	12.31	
02653	SHI	08/18/2023	Regular	0.00	3,320.00	6171
GB00499268	Invoice	08/14/2023	3 Year Veeam Subscription	0.00	3,320.00	
01907	Shows Utilities, Inc.	08/18/2023	Regular	0.00	4,500.00	6172
27	Invoice	07/25/2023	Water Bore @ 8805 Zyle Rd WO #3723	0.00	4,500.00	
02029	Texas Excavation Safety System, Inc.	08/18/2023	Regular	0.00	632.70	6173
23-13412	Invoice	07/31/2023	Message Fees - July 2023	0.00	632.70	
02885	Virtuo Group Corporation	08/18/2023	Regular	0.00	2,711.52	6174
WTCPUA-001	Invoice	08/01/2023	Consulting - Cyber Incident Response Acti	0.00	2,711.52	
00245	Brenntag Southwest Inc.	08/22/2023	Regular	0.00	14,214.09	6175
BSW483285	Invoice	08/03/2023	Chlorine for Bohls WWTP	0.00	1,989.98	
BSW484022	Invoice	08/07/2023	Chlorine for Lakepointe WWTP	0.00	2,785.97	
BSW484398	Invoice	08/07/2023	Aquamine/LAS for WTP	0.00	9,438.14	
01239	Landmark Structures, LP	08/22/2023	Regular	0.00	1,600,362.87	6176
1240 Elevated St	Invoice	06/30/2023	1240 Elevated Storage Tank - Pay App 1	0.00	533,126.70	
1240 Elevated St	Invoice	07/31/2023	1240 Elevated Storage Tank - Pay App 2	0.00	1,067,236.17	
01434	McCoy's Building Supply	08/22/2023	Regular	0.00	10.99	6177
7411844	Invoice	08/03/2023	MT Tools for Truck #2304	0.00	10.99	
02137	United Rentals, Inc.	08/22/2023	Regular	0.00	550.00	6178
216466898-007	Invoice	08/11/2023	Rental for Office Container @ WTP WO#3	0.00	550.00	
02713	AllTerra Central, Inc	08/28/2023	Regular	0.00	480.00	6179
SQ149807	Invoice	07/31/2023	GPS Unit for Facilitating Mapping-Trimble	0.00	480.00	
00133	AT&T- Internet	08/28/2023	Regular	0.00	927.64	6180
7008801802	Invoice	08/11/2023	Internet & Phone Service Admin	0.00	927.64	
00142	Austin Armature Works, LP	08/28/2023	Regular	0.00	72,394.15	6181
NSI15850	Invoice	08/17/2023	HSP #2 Replacement - 5 yr WO#2938	0.00	72,394.15	
00245	Brenntag Southwest Inc.	08/28/2023	Regular	0.00	38,633.00	6182
BSW481606	Invoice	07/27/2023	Chlorine for WTP	0.00	12,745.00	

Check Report

Date Range: 08/01/2023 - 08/31/2023

Vendor Number	Vendor Name	Payment Date	Payment Type	Discount Amount	Payment Amount	Number
Payable #	Payable Type	Post Date	Payable Description	Discount Amount	Payable Amount	
BSW483018	Invoice	08/02/2023	Chlorine for WTP	0.00	12,745.00	
BSW486826	Invoice	08/16/2023	Chlorine for Lakepointe WWTP	0.00	398.00	
BSW486827	Invoice	08/17/2023	Chlorine for WTP	0.00	12,745.00	
00352	Champion Power Products, Inc	08/28/2023	Regular	0.00	730.86	6183
25935	Invoice	08/10/2023	Roller Assembly for WO #3880	0.00	730.86	
02672	Cintas Corporation	08/28/2023	Regular	0.00	86.99	6184
5172275824	Invoice	08/22/2023	Medical Kit Replenishment - Admin Office	0.00	37.49	
9233717544	Invoice	08/01/2023	Waterbreak Cooler Agreement - Admin O	0.00	49.50	
00447	Core & Main LP	08/28/2023	Regular	0.00	5,390.55	6185
T325305	Invoice	08/03/2023	LM Supplies for Madrone Ranch WO# 384	0.00	17.78	
T339010	Invoice	08/09/2023	LM Stock Supplies	0.00	1,159.71	
T360916	Invoice	08/09/2023	Supplies for WO #3847	0.00	384.00	
T368237	Invoice	08/14/2023	LM Supplies for Madrone Ranch WO# 384	0.00	1,544.00	
T380012	Invoice	08/11/2023	LM Supplies for WO #3851	0.00	80.00	
T402794	Invoice	08/16/2023	LM Stock Supplies	0.00	1,253.40	
T409262	Invoice	08/17/2023	LM Supplies for WO #3852	0.00	951.66	
00636	Elliott Electric Supply, Inc	08/28/2023	Regular	0.00	1,425.54	6186
173-19862-01	Invoice	08/08/2023	EMD Supplies for WO #3165	0.00	166.29	
173-19862-02	Invoice	08/08/2023	EMD Supplies for WO #3164	0.00	210.51	
173-20384-01	Invoice	08/15/2023	WTP Unit #2 process air compressor 5yr	0.00	1,020.95	
173-20384-02	Invoice	08/21/2023	Supplies for WO #2941	0.00	27.79	
00686	Ferguson Enterprises, Inc.	08/28/2023	Regular	0.00	5,849.52	6187
1246591	Invoice	08/03/2023	LM Supplies for WO #3852	0.00	447.20	
1246931	Invoice	08/09/2023	LM Meter Boxes	0.00	3,140.00	
1247088	Invoice	08/04/2023	LM Shop Supplies	0.00	458.36	
1247733	Invoice	08/09/2023	LM Material Madrone Ranch Line Relocati	0.00	1,803.96	
00692	Fluid Meter Service, Corp	08/28/2023	Regular	0.00	880.00	6188
510358	Invoice	08/11/2023	EMD Supplies for WO #3821	0.00	880.00	
00752	Grainger	08/28/2023	Regular	0.00	204.60	6189
9796371780	Invoice	08/07/2023	Supplie for WO #3802	0.00	59.07	
9797716603	Invoice	08/08/2023	Supplies for WO#3854	0.00	140.06	
9805581775	Invoice	08/15/2023	Supplies for WO#3853	0.00	5.47	
00771	Guardian Industrial Supply LLC	08/28/2023	Regular	0.00	95.19	6190
084862	Invoice	08/16/2023	EMD Supplies for WO #3198	0.00	95.19	
00842	HydroPro Solutions, LLC	08/28/2023	Regular	0.00	4,963.80	6191
IN100929	Invoice	08/02/2023	Meters for Stock & Supplies for WO# 384	0.00	4,963.80	
02892	JK Tank Services, LLC	08/28/2023	Regular	0.00	7,581.00	6192
3618	Invoice	08/01/2023	Annual Inspections - WTP GST & EST	0.00	7,581.00	
01310	Lloyd Gosselink Rochelle & Townsend, P.C.	08/28/2023	Regular	0.00	12,676.62	6194
97537633	Invoice	01/05/2023	Parten Ranch Phase 6 & 7 - December Ser	0.00	1,834.00	
97539810	Invoice	03/20/2023	General Operations - August 2022 Service	0.00	6,841.50	
97540011	Invoice	04/24/2023	Julep Commercial Office Park	0.00	803.62	
97540016	Invoice	04/24/2023	Bannockburn Church	0.00	1,216.44	
97540017	Invoice	04/24/2023	300 Grace Lane Office	0.00	509.44	
97540743	Invoice	05/04/2023	Bannockburn Church	0.00	538.54	
97541448	Invoice	06/21/2023	Jackson Lighting SER	0.00	374.54	
97541800	Invoice	06/26/2023	Spanish Oaks	0.00	558.54	
02891	Lone Star Sitework, LLC	08/28/2023	Regular	0.00	121,452.30	6195
Trautwein Rd 12i	Invoice	07/10/2023	Trautwein Rd 12in Waterline Relocation-	0.00	121,452.30	
01349	Marcelo's Sand & Loam	08/28/2023	Regular	0.00	216.00	6196

Check Report

Date Range: 08/01/2023 - 08/31/2023

Vendor Number	Vendor Name	Payment Date	Payment Type	Discount Amount	Payment Amount	Number
Payable #	Payable Type	Post Date	Payable Description	Discount Amount	Payable Amount	
573187	Invoice	08/10/2023	Chocolate Loam B & Leveling Fee - PS #7	0.00	216.00	
01434	McCoy's Building Supply	08/28/2023	Regular	0.00	345.15	6197
6904618	Invoice	08/03/2023	LM Stock Supplies Truck #2205	0.00	16.99	
6904916	Invoice	08/08/2023	Supplies for WO #3844	0.00	50.90	
6905301	Invoice	08/15/2023	Hydraulic Oil for EQ-05	0.00	59.99	
7411942	Invoice	08/04/2023	Supplies for WO #3198	0.00	21.98	
7412150	Invoice	08/08/2023	EMD Consumables	0.00	24.95	
7412476	Invoice	08/15/2023	Supplies for WO #3198	0.00	29.96	
7412478	Invoice	08/15/2023	EMD Consumables Truck #2203	0.00	5.47	
7412556	Invoice	08/16/2023	Supplies for WO #3802	0.00	32.94	
7412634	Invoice	08/17/2023	Supplies for WO #3802	0.00	10.54	
7412635	Invoice	08/17/2023	Supplies for WO #3802	0.00	5.78	
7412672	Invoice	08/17/2023	Supplies for WO #3852	0.00	39.92	
7412781	Invoice	08/21/2023	Supplies for WO #3853	0.00	15.79	
7412782	Invoice	08/21/2023	EMD Consumables	0.00	29.94	
01657	Precision Calibrate Meter Services	08/28/2023	Regular	0.00	5,360.00	6199
1919	Invoice	08/03/2023	Meter Repair-Lakepoint WWTP Effluent PI	0.00	400.00	
1922	Invoice	08/03/2023	Winterize Lift Staiton RPZs WO # 3249	0.00	4,960.00	
01750	River City Hose & Supply	08/28/2023	Regular	0.00	5,936.70	6200
0196845-IN	Invoice	08/04/2023	LM Stock Supplies	0.00	715.21	
0197565-IN	Invoice	08/16/2023	LM Stock Supplies	0.00	5,221.49	
01832	S.J. Louis Construction of TX	08/28/2023	Regular	0.00	263,027.45	6202
1080 24in Transm	Invoice	07/31/2023	1080 24" Transmission Main - Segment A	0.00	263,027.45	
01915	Smith Pump Company, Inc.	08/28/2023	Regular	0.00	977.00	6203
1007935	Invoice	08/08/2023	Supplies for WO #3860	0.00	977.00	
02773	Spectrum Enterprise	08/28/2023	Regular	0.00	833.33	6204
12278720108142	Invoice	08/14/2023	Internet & Fiber Connection - WTP	0.00	833.33	
02711	Sunbelt Rentals, Inc.	08/28/2023	Regular	0.00	68.30	6205
142427613-0001	Invoice	07/26/2023	Rental for WO #3198	0.00	68.30	
02042	The Print Shoppe	08/28/2023	Regular	0.00	114.14	6206
19939	Invoice	08/21/2023	Business Cards - Customer Service	0.00	114.14	
02138	United Site Services of Texas, Inc.	08/28/2023	Regular	0.00	517.63	6207
INV-01911314	Invoice	08/02/2023	County Line Pump Station	0.00	174.25	
INV-01911940	Invoice	08/02/2023	Bee Cave EST	0.00	343.38	
02785	US OXO, LLC	08/28/2023	Regular	0.00	43.04	6208
31555	Invoice	05/31/2023	Rental/Lease for Acetylene and Oxygen C	0.00	43.04	
02143	USA BlueBook	08/28/2023	Regular	0.00	2,589.74	6209
INV00092688	Invoice	08/02/2023	Supplies for WTP	0.00	1,041.67	
INV00106578	Invoice	08/16/2023	Nalgene General Purpose Wide-Mouth Bo	0.00	90.52	
INV00109245	Invoice	08/18/2023	Chemicals for WTP	0.00	200.68	
INV00109518	Invoice	08/18/2023	Stock Supplies for WTP	0.00	1,256.87	
02529	Vision Business Products	08/28/2023	Regular	0.00	5,218.65	6210
INV/2023/3235	Invoice	08/17/2023	Rack/Tower LCD & Battery Pack	0.00	5,218.65	
02177	Wastewater Transport Services, LLC	08/28/2023	Regular	0.00	37,846.36	6211
11124482	Invoice	07/01/2023	Sludge Disposal - Bohls WWTP	0.00	26,790.27	
11124522	Invoice	07/01/2023	Sludge Disposal - WTP	0.00	11,056.09	
02700	WEX Bank	08/08/2023	Bank Draft	0.00	6,934.32	DFT0002470
90597293	Invoice	07/23/2023	Fuel Purchases	0.00	6,934.32	
00416	City of Austin	08/07/2023	Bank Draft	0.00	108.43	DFT0002505

Check Report

Date Range: 08/01/2023 - 08/31/2023

Vendor Number	Vendor Name	Payment Date	Payment Type	Discount Amount	Payment Amount	Number
Payable #	Payable Type	Post Date	Payable Description	Discount Amount	Payable Amount	
040555939344	Invoice	07/28/2023	Utility Expense	0.00	108.43	
02066	Spectrum	08/08/2023	Bank Draft	0.00	277.64	DFT0002508
0020275072923	Invoice	07/29/2023	Internet Lakepointe & Phone Service - LS	0.00	277.64	
00225	BOK Financial	08/09/2023	Bank Draft	0.00	9,863,981.25	DFT0002511
WEST1217RR 8/2	Invoice	08/15/2023	Semi Annual Bond Payment SR 2017 Refu	0.00	6,790,575.00	
WEST415RB 8/23	Invoice	08/15/2023	Semi Annual Bond Payment SR 2015	0.00	981,031.25	
WEST419RB 8/23	Invoice	08/15/2023	Semi Annual Bond Payment SR 2019	0.00	624,400.00	
WEST522RB 8/23	Invoice	08/15/2023	Semi Annual Bond Payment SR 2022	0.00	1,467,975.00	
01629	Pedernales	08/27/2023	Bank Draft	0.00	16,952.82	DFT0002526
0927 2023.08	Invoice	08/08/2023	Electric Charges - Pump Station 7 New Me	0.00	8,746.30	
0950 2023.08	Invoice	08/08/2023	Electric Charges - Pump Station 7	0.00	37.50	
5199 2023.08	Invoice	08/08/2023	Electric Charges - EST 2	0.00	65.96	
6270 2023.08	Invoice	08/08/2023	Electric Charges - Pump Station 5	0.00	2,646.27	
6483 2023.08	Invoice	08/08/2023	Electric Charges - Pump Station 7	0.00	5,419.29	
6972 2023.08	Invoice	08/08/2023	Electric Expense - Pump Station 6	0.00	37.50	
00128	AT&T	08/23/2023	Bank Draft	0.00	1,468.19	DFT0002527
20230805	Invoice	08/05/2023	Telephone Expense - Consolidated Bill	0.00	1,468.19	
00132	AT&T Wireless	08/23/2023	Bank Draft	0.00	2,289.31	DFT0002528
X08122023	Invoice	08/04/2023	Staff Wireless Expense - 8/5/23 - 9/4/23	0.00	2,289.31	
01583	Office Depot	08/23/2023	Bank Draft	0.00	265.95	DFT0002529
6419 - 2023.08	Invoice	08/04/2023	Office Supplies for Admin Office	0.00	265.95	
02756	Enterprise FM Trust	08/21/2023	Bank Draft	0.00	17,098.30	DFT0002530
FBN4804360	Invoice	08/03/2023	Enterprise Fleet Monthly Vehicle Charges	0.00	17,098.30	
00174	Truist - Jeffrey	08/28/2023	Bank Draft	0.00	806.02	DFT0002531
1073 - 2023.08	Invoice	08/04/2023	Credit Card Purchases	0.00	806.02	
00180	Truist - Sarot	08/28/2023	Bank Draft	0.00	992.17	DFT0002532
1040 - 2023.08	Invoice	08/04/2023	Credit Card Purchases	0.00	992.17	
00416	City of Austin	08/29/2023	Bank Draft	0.00	134.25	DFT0002533
399146705209	Invoice	08/11/2023	Utility Expense	0.00	134.25	
00416	City of Austin	08/21/2023	Bank Draft	0.00	32,955.22	DFT0002534
441124175428	Invoice	08/02/2023	Utility Expense	0.00	32,955.22	
02862	Divvy Inc.	08/07/2023	Bank Draft	0.00	5,201.45	DFT0002539
2023.08.07	Invoice	08/07/2023	Divvy Card Purchases	0.00	5,201.45	
02862	Divvy Inc.	08/14/2023	Bank Draft	0.00	928.55	DFT0002540
2023.08.14	Invoice	08/14/2023	Divvy Card Purchases	0.00	928.55	
00416	City of Austin	08/31/2023	Bank Draft	0.00	180,408.47	DFT0002567
071187113305	Invoice	08/09/2023	Utility Expense	0.00	150,927.51	
224793206735	Invoice	08/15/2023	Utility Expense	0.00	55.39	
398440783930	Invoice	08/16/2023	Utility Expense	0.00	350.82	
540681244063	Invoice	08/17/2023	Utility Expense	0.00	181.80	
718675702058	Invoice	08/14/2023	Utility Expense	0.00	28,892.95	
02862	Divvy Inc.	08/28/2023	Bank Draft	0.00	1,777.14	DFT0002568
2023.08.28	Invoice	08/28/2023	Divvy Card Purchases	0.00	1,777.14	
02862	Divvy Inc.	08/21/2023	Bank Draft	0.00	6,893.99	DFT0002569
2023.08.21	Invoice	08/21/2023	Divvy Card Purchases	0.00	6,893.99	
00178	Truist - Rendon	08/28/2023	Bank Draft	0.00	68.67	DFT0002570
1099 - 2023.08	Invoice	08/04/2023	Credit Cards Purchases	0.00	68.67	
02766	Truist - ERodriguez	08/28/2023	Bank Draft	0.00	10.88	DFT0002571

Check Report

Date Range: 08/01/2023 - 08/31/2023

Vendor Number	Vendor Name	Payment Date	Payment Type	Discount Amount	Payment Amount	Number
Payable #	Payable Type	Post Date	Payable Description	Discount Amount	Payable Amount	
6570 - 2023.08	Invoice	08/04/2023	Credit Card Purchases	0.00	10.88	
02819	Truist - Wastewater Dept	08/28/2023	Bank Draft	0.00	578.96	DFT0002572
7257 - 2023.08	Invoice	08/04/2023	Credit Card Purchases	0.00	578.96	
00175	Truist - Main Office 4972	08/28/2023	Bank Draft	0.00	4,244.33	DFT0002573
4972 - 2023.08	Invoice	08/04/2023	Credit Card Purchases	0.00	4,244.33	
00179	Truist - Riechers	08/28/2023	Bank Draft	0.00	1,215.00	DFT0002574
5532 - 2023.08	Invoice	08/04/2023	Credit Card Purchases	0.00	1,215.00	
00183	Truist - Smith	08/28/2023	Bank Draft	0.00	1,383.08	DFT0002611
9968 - 2023.08	Invoice	08/04/2023	Credit Card Purchases	0.00	1,383.08	
00184	Truist - Strickland	08/28/2023	Bank Draft	0.00	1,166.89	DFT0002612
8622 - 2023.08	Invoice	08/04/2023	Credit Card Purchases	0.00	1,166.89	

Bank Code AP Bank Summary

Payment Type	Payable Count	Payment Count	Discount	Payment
Regular Checks	153	75	0.00	2,608,743.16
Manual Checks	0	0	0.00	0.00
Voided Checks	0	2	0.00	-10,210.20
Bank Drafts	37	25	0.00	10,148,141.28
EFT's	2	2	0.00	374,249.30
	192	104	0.00	13,120,923.54

All Bank Codes Check Summary

Payment Type	Payable Count	Payment Count	Discount	Payment
Regular Checks	153	75	0.00	2,608,743.16
Manual Checks	0	0	0.00	0.00
Voided Checks	0	2	0.00	-10,210.20
Bank Drafts	37	25	0.00	10,148,141.28
EFT's	2	2	0.00	374,249.30
	192	104	0.00	13,120,923.54

Fund Summary

Fund	Name	Period	Amount
99	Pooled Cash	8/2023	13,120,923.54
			13,120,923.54



West Travis County Public Utility Agency

Check Report

By Check Number

Date Range: 09/01/2023 - 09/30/2023

Vendor Number	Vendor Name	Payment Date	Payment Type	Discount Amount	Payment Amount	Number
Payable #	Payable Type	Post Date	Payable Description	Discount Amount	Payable Amount	
Bank Code: AP Bank-AP Bank						
00825	Hill Country Texas Galleria, LLC	09/05/2023	EFT	0.00	17,019.40	160
110809012023	Invoice	09/01/2023	Lease Expense	0.00	17,019.40	
01911	Silver Electric and Solar	09/05/2023	EFT	0.00	1,050.00	161
1002064	Invoice	01/23/2023	Electrical Work - WO #3349	0.00	1,050.00	
02764	Malone Wheeler, Inc	09/13/2023	EFT	0.00	5,990.00	162
23462	Invoice	08/08/2023	RWI & WTP Emergency Power Feasibility	0.00	3,240.00	
23463	Invoice	08/08/2023	Uplands WTP Sludge Dewatering	0.00	1,237.50	
23464	Invoice	08/08/2023	Effluent Management Master Plan	0.00	825.00	
23465	Invoice	08/08/2023	Southwest Parkway PS Generator - EPP W	0.00	687.50	
01911	Silver Electric and Solar	09/13/2023	EFT	0.00	4,546.36	163
1002215	Invoice	08/30/2023	Electrical Work - WO #3930	0.00	2,393.00	
1002217	Invoice	09/01/2023	Electrical Work WO# 3942	0.00	2,153.36	
02895	Jennifer Hoff	09/20/2023	EFT	0.00	8,000.00	164
2023.09.15	Invoice	09/15/2023	Public Relations Services	0.00	8,000.00	
02764	Malone Wheeler, Inc	09/29/2023	EFT	0.00	1,375.00	166
23569	Invoice	09/14/2023	Uplands WTP Sludge Dewatering	0.00	1,375.00	
01911	Silver Electric and Solar	09/29/2023	EFT	0.00	9,736.32	167
1002214	Invoice	08/30/2023	Electrical Work WO# 3198	0.00	9,736.32	
00016	Ace Contractor Supply	09/01/2023	Regular	0.00	8.38	6212
181268-02	Invoice	08/22/2023	LM Consumables	0.00	8.38	
02888	Airco Mechanical, Ltd	09/01/2023	Regular	0.00	853.41	6213
0130681-IN	Invoice	07/31/2023	Electrical Outlet Installed-Admin Office Se	0.00	853.41	
00142	Austin Armature Works, LP	09/01/2023	Regular	0.00	174.00	6214
NS115810	Invoice	08/09/2023	WTP HSP #3 - Replace outboard bearing	0.00	174.00	
02679	Bell IT Services, Inc	09/01/2023	Regular	0.00	1,057.44	6215
5974	Invoice	08/18/2023	IT Support	0.00	1,057.44	
00245	Brenntag Southwest Inc.	09/01/2023	Regular	0.00	12,745.00	6216
BSW488263	Invoice	08/23/2023	Chlorine for WTP	0.00	12,745.00	
00369	Chem Equip	09/01/2023	Regular	0.00	4,176.00	6217
6694	Invoice	07/31/2023	Service Call at Lakepointe WWTP-Chlorina	0.00	2,943.00	
6695	Invoice	07/31/2023	Service Call at Bohl's WWTP - Chlorinatio	0.00	1,233.00	
02672	Cintas Corporation	09/01/2023	Regular	0.00	466.59	6218
5170694387	Invoice	08/10/2023	Medical Kit Replenishment @ Lakepointe	0.00	73.56	
5170807272	Invoice	08/11/2023	Medical Kit Replenishment @ WTP	0.00	85.88	
5172275810	Invoice	08/22/2023	Medical Kit Replenishment - Bohls WWTP	0.00	7.15	
9229953933	Invoice	07/01/2023	ZollPlus AED Bohls WWTP	0.00	100.00	
9229956026	Invoice	07/01/2023	ZollPlus AED WTP	0.00	100.00	
9233717917	Invoice	08/01/2023	ZollPlus AED Lakepointe WWTP	0.00	100.00	
00447	Core & Main LP	09/01/2023	Regular	0.00	164.26	6219
T171779	Invoice	07/10/2023	LM Stock Supplies	0.00	164.26	
00547	Dedicated Controls LLC	09/01/2023	Regular	0.00	7,421.25	6220
3126	Invoice	08/09/2023	Install/program SEL-710 - WO #3893	0.00	1,110.00	

Check Report

Date Range: 09/01/2023 - 09/30/2023

Vendor Number	Vendor Name	Payment Date	Payment Type	Discount Amount	Payment Amount	Number
Payable #	Payable Type	Post Date	Payable Description	Discount Amount	Payable Amount	
3148	Invoice	08/18/2023	Repairs to communication system - WO #	0.00	6,311.25	
00752	Grainger	09/01/2023	Regular	0.00	394.98	6221
9793191215	Invoice	08/03/2023	Supplie for WO #3802	0.00	97.96	
9818313604	Invoice	08/25/2023	Supplies WO #3802	0.00	287.66	
9820101351	Invoice	08/28/2023	Supplies for WO #3802	0.00	9.36	
00771	Guardian Industrial Supply LLC	09/01/2023	Regular	0.00	894.96	6222
084870	Invoice	08/16/2023	EMD Supplies for WO #3871	0.00	80.96	
084888	Invoice	08/18/2023	EMD Supplies for WO #3879	0.00	814.00	
00793	Harrington Industrial Plastics, LLC	09/01/2023	Regular	0.00	339.00	6223
04954028	Invoice	08/22/2023	EMD Supplies for WO #3198	0.00	101.44	
04954029	Invoice	08/22/2023	EMD Supplies for WO #3802	0.00	237.56	
00800	Hays County MUD No 4	09/01/2023	Regular	0.00	9,104.75	6224
2023.07	Invoice	07/31/2023	Wastewater Billing Collections 2023.07	0.00	9,104.75	
01061	Jones Heating and Air Conditioning	09/01/2023	Regular	0.00	220.00	6225
14374	Invoice	08/17/2023	Service Call - Home Depot PS #2	0.00	220.00	
01328	Lubrication Engineers	09/01/2023	Regular	0.00	312.91	6226
IN504682	Invoice	06/20/2023	Duolec Industrial Gear Oil - WO #3198	0.00	312.91	
01349	Marcelo's Sand & Loam	09/01/2023	Regular	0.00	1,001.76	6227
573756	Invoice	08/20/2023	Chocolate Loam B & Leveling Fee - WO #3	0.00	252.00	
573757	Invoice	08/20/2023	3/8 F Crushed Lime - WO #3852	0.00	749.76	
01434	McCoy's Building Supply	09/01/2023	Regular	0.00	291.24	6228
7411676	Invoice	08/02/2023	Supplies for WO #3750	0.00	25.98	
7412149	Credit Memo	08/08/2023	Bottled wtr Niagra rtn separate invoice	0.00	-24.95	
7412797	Invoice	08/21/2023	Supplies for WO #3853	0.00	11.78	
7412876	Invoice	08/22/2023	Supplies for WO #3852	0.00	109.99	
7412877	Invoice	08/22/2023	LM Supplies for Truck #702	0.00	23.99	
7412906	Invoice	08/23/2023	LM Consumables	0.00	37.98	
7412952	Invoice	08/23/2023	No service line/Critter Canyon	0.00	6.57	
7412954	Invoice	08/23/2023	MT Consumable Washing Supplies for Tru	0.00	29.93	
7413009	Invoice	08/24/2023	Hydraulic Oil for EQ-8	0.00	59.99	
7413055	Invoice	08/24/2023	Supplies for WO #3802	0.00	9.98	
01560	Neltronics	09/01/2023	Regular	0.00	7,815.00	6229
23-1215	Invoice	08/14/2023	Turbidity Analyzers InstallationWTP Unit 1	0.00	4,100.00	
23-1216	Invoice	08/19/2023	Chlorine Residual Analyzer InstallationPS#	0.00	1,215.00	
23-1218	Invoice	08/14/2023	Unit 2 Demo Master PLC/Trace conduits	0.00	2,000.00	
23-1222	Invoice	08/19/2023	PS #5 - Repair Communications WO#131	0.00	500.00	
01562	Net Solutions and Security, LLC	09/01/2023	Regular	0.00	110.00	6230
45368rev	Invoice	08/09/2023	IT - PDK Red Prox Readers	0.00	110.00	
01654	PostNet TX144	09/01/2023	Regular	0.00	149.15	6231
552197	Invoice	08/25/2023	Water Patrol	0.00	31.50	
552314	Invoice	08/29/2023	Water Patrol Certified Letters	0.00	72.40	
552340	Invoice	08/30/2023	Water Patrol Certified Letters	0.00	45.25	
01657	Precision Calibrate Meter Services	09/01/2023	Regular	0.00	2,000.00	6232
1920	Invoice	08/03/2023	Meter Verification & Backflow Test	0.00	2,000.00	
01907	Shows Utilities, Inc.	09/01/2023	Regular	0.00	15,000.00	6233
1	Invoice	08/14/2023	Water Bore @ 9009 Madrone Ranch WO	0.00	6,000.00	
2	Invoice	08/15/2023	Water Re-bore @ 9009 Madrone Ranch	0.00	4,500.00	
3	Invoice	08/16/2023	Water Bore @ 9500 Flintrock WO #3840	0.00	4,500.00	
02829	Sun Coast Resources, Inc.	09/01/2023	Regular	0.00	4,189.21	6234
97044893	Invoice	08/25/2023	Fuel for Water & WW Equipment	0.00	3,478.06	

Check Report

Date Range: 09/01/2023 - 09/30/2023

Vendor Number	Vendor Name	Payment Date	Payment Type	Discount Amount	Payment Amount	Number
Payable #	Payable Type	Post Date	Payable Description	Discount Amount	Payable Amount	
97044894	Invoice	08/25/2023	Fuel for Water & WW Equipment	0.00	711.15	
02013	Techline Pipe, LP	09/01/2023	Regular	0.00	1,284.97	6235
1134296-01	Invoice	08/25/2023	LM Stock Supplies	0.00	1,284.97	
02042	The Print Shoppe	09/01/2023	Regular	0.00	415.00	6236
19936	Invoice	08/28/2023	WTCPUA Folders	0.00	415.00	
02081	TX Health Benefits Pool	09/01/2023	Regular	0.00	36,600.44	6237
PWESTTR12309	Invoice	09/01/2023	Employee Benefits - September 2023	0.00	36,600.44	
02137	United Rentals, Inc.	09/01/2023	Regular	0.00	115.96	6238
223659466-001	Invoice	08/22/2023	LM - Hard Hats	0.00	115.96	
02785	US OXO, LLC	09/01/2023	Regular	0.00	85.24	6239
32047	Invoice	06/30/2023	Rental/Lease for Acetylene and Oxygen C	0.00	42.20	
32544	Invoice	07/31/2023	Rental/Lease for Acetylene and Oxygen C	0.00	43.04	
02143	USA BlueBook	09/01/2023	Regular	0.00	2,566.55	6240
INV00113455	Invoice	08/23/2023	Supplies for WTP	0.00	2,426.60	
INV00116801	Invoice	08/18/2023	Stock Supplies for WTP	0.00	139.95	
02174	Waste Management of Texas	09/01/2023	Regular	0.00	2,737.55	6241
0179984-2161-8	Invoice	08/24/2023	Garbage Service 09/01/23-09/30/23	0.00	2,737.55	
02177	Wastewater Transport Services, LLC	09/01/2023	Regular	0.00	12,907.67	6242
11124622	Invoice	07/28/2023	Service - Lift Stations #8, 11, 15, & 18	0.00	5,150.10	
11124687	Invoice	08/03/2023	Lift Station Cleaning - Bohls WWTP	0.00	1,183.36	
11124688	Invoice	08/04/2023	Lift Station Cleaning - LS #14	0.00	1,709.29	
11124689	Invoice	08/03/2023	Lift Station Cleaning - Lift Station #11	0.00	1,183.36	
11124691	Invoice	08/03/2023	Lift Station Cleaning - LS#17 Falconhead 2	0.00	1,183.36	
11124692	Invoice	08/03/2023	Lift Station Cleaning - Lakepointe WWTP	0.00	1,314.84	
141124690	Invoice	08/03/2023	Lift Station Cleaning - LS#16 Falconhead 1	0.00	1,183.36	
02763	Zane Furr	09/01/2023	Regular	0.00	7,930.00	6243
ZF 2023-08	Invoice	08/22/2023	Monthly Grounds Maintenance - August 2	0.00	7,930.00	
00016	Ace Contractor Supply	09/12/2023	Regular	0.00	921.62	6292
181268	Invoice	08/22/2023	LM Stock Supplies	0.00	921.62	
00102	Aqua-Tech Laboratories, Inc	09/12/2023	Regular	0.00	1,797.50	6293
66366	Invoice	08/30/2023	July 2023 Analysis - Bohls WWTP	0.00	1,797.50	
00130	AT&T Mobility-CC	09/12/2023	Regular	0.00	855.00	6294
YRB072023	Invoice	08/24/2023	SCADA System Cellular Network 06/19/2	0.00	855.00	
00457	CP&Y	09/12/2023	Regular	0.00	4,756.00	6295
WTCP1800076.0	Invoice	08/09/2023	Uplands WTP Trident/Office Building & Hi	0.00	4,756.00	
00636	Elliott Electric Supply, Inc	09/12/2023	Regular	0.00	935.25	6296
173-21016-01	Invoice	08/24/2023	EMD Supplies for WO #3165	0.00	376.90	
173-21016-02	Invoice	08/24/2023	EMD Supplies for WO #3165	0.00	210.50	
173-21016-03	Invoice	08/24/2023	EMD Supplies for WO #3165	0.00	347.85	
00686	Ferguson Enterprises, Inc.	09/12/2023	Regular	0.00	428.45	6297
9464739	Invoice	08/22/2023	EMD Supplies for WO #3802	0.00	358.79	
9475099	Invoice	08/24/2023	Supplies for WO #3198	0.00	69.66	
00725	Generator Field Services LLC	09/12/2023	Regular	0.00	3,256.08	6298
GFS8303	Invoice	08/11/2023	Service Call @ Home Depot PS #2	0.00	1,147.00	
GFS8317	Invoice	08/31/2023	Install High Engine Temp Sender @ Home	0.00	2,109.08	
00752	Grainger	09/12/2023	Regular	0.00	916.50	6299
9815991402	Invoice	08/24/2023	Supplies for WO #3198	0.00	32.50	
9817937080	Invoice	08/25/2023	Supplies WO #3897	0.00	709.80	

Check Report

Date Range: 09/01/2023 - 09/30/2023

Vendor Number	Vendor Name	Payment Date	Payment Type	Discount Amount	Payment Amount	Number
Payable #	Payable Type	Post Date	Payable Description	Discount Amount	Payable Amount	
9817937098	Invoice	08/25/2023	Supplies WO #3897	0.00	174.20	
00771	Guardian Industrial Supply LLC	09/12/2023	Regular	0.00	965.10	6300
085104	Invoice	08/30/2023	Supplies for WO #3898	0.00	965.10	
00784	Half Associates, Inc.	09/12/2023	Regular	0.00	877.50	6301
10102690	Invoice	08/24/2023	Engineering Review - Twisted Oaks Office	0.00	877.50	
00785	Hamilton Electric Works, Inc.	09/12/2023	Regular	0.00	405.45	6302
596749	Invoice	09/07/2023	Supplies for WO #4049	0.00	405.45	
00793	Harrington Industrial Plastics, LLC	09/12/2023	Regular	0.00	211.05	6303
04954173	Invoice	08/31/2023	EMD Supplies for WO #3802	0.00	168.61	
04954174	Invoice	08/31/2023	EMD Supplies for WO #3802	0.00	42.44	
00800	Hays County MUD No 4	09/12/2023	Regular	0.00	17,266.07	6304
2023.08	Invoice	08/31/2023	Wastewater Billing Collections 2023.08	0.00	17,266.07	
00842	HydroPro Solutions, LLC	09/12/2023	Regular	0.00	1,233.32	6305
IN101064	Invoice	08/31/2023	Network Monitoring System	0.00	1,233.32	
01310	Lloyd Gosselink Rochelle & Townsend, P.C.	09/12/2023	Regular	0.00	7,271.00	6306
97539813	Invoice	03/20/2023	General Operations - October Services	0.00	1,083.50	
97539819	Invoice	03/20/2023	General Operations - December Services	0.00	63.00	
97539823	Invoice	03/20/2023	LBC Wastewater (CCNG) SER - December	0.00	346.50	
97542199	Invoice	07/20/2023	City of Dripping Springs - June Services	0.00	2,541.00	
97542200	Invoice	07/20/2023	Live Oak Springs NSSA	0.00	972.00	
97542204	Invoice	07/20/2023	Rough Hollow - June Services	0.00	378.00	
97542209	Invoice	07/20/2023	8921 Hwy 290 West SER	0.00	297.00	
97542566	Invoice	07/31/2023	Hwy 290 Project - June Services	0.00	99.00	
97543536	Invoice	08/09/2023	1080 Transmission Main - June Services	0.00	1,200.00	
97543537	Invoice	08/09/2023	Anarene Tract Hill Tract SER - June Service	0.00	291.00	
01324	Lower Colorado River Authority	09/12/2023	Regular	0.00	157,719.78	6307
00549492-8/23	Invoice	08/31/2023	Purchase Water	0.00	148,200.64	
00549839-8/23	Invoice	08/31/2023	Purchase Water	0.00	9,519.14	
01339	MA Smith Contracting Co., Inc	09/12/2023	Regular	0.00	41,100.00	6308
Sonoma Drive W	Invoice	09/06/2023	Sonoma Drive WW Line Repair Final	0.00	41,100.00	
01349	Marcelo's Sand & Loam	09/12/2023	Regular	0.00	36.00	6309
574335	Invoice	08/31/2023	Leveling Dump Fee - WO #3852	0.00	36.00	
01434	McCoy's Building Supply	09/12/2023	Regular	0.00	199.36	6310
6906802	Invoice	09/07/2023	Concrete Mix for WO #4042	0.00	34.93	
7412148	Invoice	08/08/2023	Supplies for WO #3198 & Bottled Wtr Nia	0.00	38.52	
7412311	Invoice	08/10/2023	WW Consumables	0.00	54.93	
7413314	Invoice	08/30/2023	MT Supplies for Truck #2304	0.00	70.98	
01543	Murfee Engineering Company Inc.	09/12/2023	Regular	0.00	102,854.36	6311
49208	Invoice	08/19/2023	Beneficial Water Recycling Facility Design	0.00	954.01	
49210	Invoice	08/19/2023	1080 Transmission Main Esmts Design, Ap	0.00	17,737.48	
49211	Invoice	08/19/2023	Permanganate Injection Relocation	0.00	55.30	
49212	Invoice	08/19/2023	1240 Transmission Main CIP Project	0.00	2,466.14	
49216	Invoice	08/19/2023	Circle Drive PS & GST Ph 1	0.00	12,416.25	
49218	Invoice	08/19/2023	Uplands WTP Expansion Site Permit Modi	0.00	5,275.00	
49220	Invoice	08/19/2023	1240 Elevated Storage Tank Design, Appro	0.00	39,285.09	
49221	Invoice	08/19/2023	Lot 12, Block H Re-Plat Approvals	0.00	1,380.78	
49224	Invoice	08/19/2023	SW Pkwy PS Expansion to 7,000gpm Firm	0.00	13,398.75	
49226	Invoice	08/19/2023	Pearl WL Extension	0.00	6,441.81	
49227	Invoice	08/19/2023	Double L Ranch SER	0.00	162.50	
49228	Invoice	08/19/2023	Wild Ridge SER	0.00	162.50	
49229	Invoice	08/19/2023	Ledgestone Terrace Apartments SER	0.00	162.50	
49230	Invoice	08/19/2023	Live Oak Springs SER	0.00	275.00	

Check Report

Date Range: 09/01/2023 - 09/30/2023

Vendor Number	Vendor Name	Payment Date	Payment Type	Discount Amount	Payment Amount	Number
Payable #	Payable Type	Post Date	Payable Description	Discount Amount	Payable Amount	
49231	Invoice	08/19/2023	The Pearl SER	0.00	412.50	
49232	Invoice	08/19/2023	Starbucks	0.00	2,268.75	
01654	PostNet TX144	09/12/2023	Regular	0.00	226.25	6313
551506	Invoice	08/04/2023	Water patrol certifi	0.00	9.05	
551590	Invoice	08/08/2023	Water patrol certified letters	0.00	18.10	
551640	Invoice	08/09/2023	Water patrol certified letters	0.00	18.10	
551703	Invoice	08/11/2023	Water patrol certified letters	0.00	45.25	
551862	Invoice	08/16/2023	Water patrol certified letters	0.00	45.25	
551936	Invoice	08/18/2023	Water patrol certified letters missing recei	0.00	18.10	
552097	Invoice	08/23/2023	Water patrol certified letters missing recei	0.00	54.30	
552458	Invoice	09/01/2023	Water Patrol Certified Letters	0.00	18.10	
02508	Quadient Postage Funding	09/12/2023	Regular	0.00	200.00	6314
7711 2023.09	Invoice	09/01/2023	Postage Fees	0.00	200.00	
02013	Techline Pipe, LP	09/12/2023	Regular	0.00	2,711.63	6315
1136946-00	Invoice	08/25/2023	LM Supplies WO#3883	0.00	2,711.63	
02027	Texas Community Propane, Ltd	09/12/2023	Regular	0.00	50.84	6316
FAL01618 8/23	Invoice	08/09/2023	Gas Expense 3925 Sugarloaf Dr	0.00	50.84	
02108	Travis County MUD No 16	09/12/2023	Regular	0.00	33,497.70	6317
2023.08	Invoice	08/31/2023	Wastewater Billing Collections 2023.08	0.00	33,497.70	
02138	United Site Services of Texas, Inc.	09/12/2023	Regular	0.00	174.25	6318
INV-01979746	Invoice	08/30/2023	County Line Pump Station	0.00	174.25	
02785	US OXO, LLC	09/12/2023	Regular	0.00	43.04	6319
33032	Invoice	08/31/2023	Rental/Lease for Acetylene and Oxygen C	0.00	43.04	
02143	USA BlueBook	09/12/2023	Regular	0.00	401.77	6320
INV00126065	Invoice	09/06/2023	LM Stock Supplies	0.00	495.64	
SCN007618	Credit Memo	09/06/2023	Sulfuric Acid 1.6N Cartridge	0.00	-93.87	
00013	Absolute Propane	09/29/2023	Regular	0.00	46.00	6321
323922	Invoice	08/30/2023	Fuel for Forklift	0.00	46.00	
00016	Ace Contractor Supply	09/29/2023	Regular	0.00	2,352.58	6322
182711	Invoice	09/18/2023	LM Tool for Truck #702	0.00	1,395.00	
183057	Invoice	09/22/2023	LM Consumables & Tool for LM Bldg	0.00	957.58	
02826	Aerzen USA Corp	09/29/2023	Regular	0.00	3,546.66	6324
SEPI-23-004559	Invoice	08/23/2023	Blower maintenance Bohl's WWTP WO #2	0.00	3,546.66	
02894	AMDT LLC	09/29/2023	Regular	0.00	740.00	6325
812544	Invoice	08/29/2023	Monthly Drug Testing	0.00	740.00	
00102	Aqua-Tech Laboratories, Inc	09/29/2023	Regular	0.00	5,681.00	6326
66367	Invoice	08/30/2023	July 2023 Analysis - Bohls WWTP	0.00	1,447.00	
66368	Invoice	08/30/2023	July 2023 Analysis	0.00	1,000.00	
66369	Invoice	08/30/2023	July 2023 Analysis - Lakepointe WWTP	0.00	1,797.50	
66370	Invoice	08/30/2023	July 2023 Analysis - Lakepointe WWTP	0.00	1,240.00	
66371	Invoice	08/30/2023	July 2023 Analysis WTP	0.00	196.50	
00133	AT&T- Internet	09/29/2023	Regular	0.00	927.69	6327
1863022801	Invoice	09/11/2023	Internet & Phone Service Admin	0.00	927.69	
00142	Austin Armature Works, LP	09/29/2023	Regular	0.00	72,994.15	6328
NSI15919	Invoice	08/30/2023	HSP #3 Replacement - 5 Yr WO# 2939	0.00	72,994.15	
02679	Bell IT Services, Inc	09/29/2023	Regular	0.00	612.50	6329
5998	Invoice	08/18/2023	IT Support	0.00	612.50	
00245	Brenntag Southwest Inc.	09/29/2023	Regular	0.00	30,571.97	6331

Check Report

Date Range: 09/01/2023 - 09/30/2023

Vendor Number	Vendor Name	Payment Date	Payment Type	Discount Amount	Payment Amount	Number
Payable #	Payable Type	Post Date	Payable Description	Discount Amount	Payable Amount	
BSW491003	Invoice	09/05/2023	Chemicals for Lakepointe WWTP	0.00	3,543.46	
BSW491335	Invoice	09/06/2023	Chlorine for WTP	0.00	12,745.00	
BSW491336	Invoice	09/06/2023	Aquamine/LAS for WTP	0.00	1,348.42	
BSW491337	Invoice	09/06/2023	Chemicals for Bohl's WWTP	0.00	3,843.48	
BSW491338	Invoice	09/06/2023	Aquamine/LAS for WTP	0.00	4,416.61	
BSW493143	Invoice	09/12/2023	Aquamine/LAS for WTP	0.00	4,675.00	
02672	Cintas Corporation	09/29/2023	Regular	0.00	702.38	6332
5174680103	Invoice	09/08/2023	Medical Kit Replenishment @ WTP	0.00	169.23	
5174876142	Invoice	09/11/2023	Medical Kit Replenishment @ Lakepointe	0.00	52.66	
5176077321	Invoice	09/20/2023	Medical Kit Replenishment - Admin Office	0.00	80.49	
9233719509	Invoice	08/01/2023	ZollPlus AED Bohls WWTP	0.00	100.00	
9233719869	Invoice	08/01/2023	ZollPlus AED WTP	0.00	100.00	
9237950096	Invoice	09/01/2023	ZollPlus AED WTP	0.00	100.00	
9237950235	Invoice	09/01/2023	ZollPlus AED Lakepointe WWTP	0.00	100.00	
00447	Core & Main LP	09/29/2023	Regular	0.00	1,326.69	6333
T521439	Invoice	09/12/2023	Supplies for WO #3940	0.00	764.70	
T537906	Invoice	09/12/2023	Supplies for WO #4058	0.00	561.99	
00692	Fluid Meter Service, Corp	09/29/2023	Regular	0.00	335.00	6334
510652	Invoice	09/12/2023	8" Claval site indicator WO #4056	0.00	335.00	
00706	G Creek Inc	09/29/2023	Regular	0.00	242,820.00	6335
Uplands WTP & H	Invoice	08/31/2023	Uplands WTP & HSPS Renovations - Pay A	0.00	242,820.00	
00725	Generator Field Services LLC	09/29/2023	Regular	0.00	3,388.00	6336
GFS8332	Invoice	09/14/2023	Service Call LS #17	0.00	888.00	
GFS8337	Invoice	09/20/2023	New equipment start up @ LS #9	0.00	2,500.00	
02779	Geotab USA, Inc	09/29/2023	Regular	0.00	509.49	6337
IN355536	Invoice	08/31/2023	Fleet Management Software & GPS Tracki	0.00	509.49	
00752	Grainger	09/29/2023	Regular	0.00	2,293.04	6338
9832025465	Invoice	09/08/2023	Supplies for WO #4052	0.00	1,285.95	
9832025473	Invoice	09/08/2023	Supplies for WO #4051	0.00	709.80	
9849697249	Invoice	09/25/2023	Supplies for WO #4113	0.00	231.47	
9853060987	Invoice	09/27/2023	Supplies for WO #4126	0.00	65.82	
00771	Guardian Industrial Supply LLC	09/29/2023	Regular	0.00	2,639.50	6339
085282	Invoice	09/14/2023	Supplies for WO #4049	0.00	178.00	
085327	Invoice	09/08/2023	Supplies for WO #4050	0.00	811.50	
085440	Invoice	09/15/2023	Supplies for WO #4072	0.00	1,650.00	
00823	Hill Country Office Systems	09/29/2023	Regular	0.00	346.69	6340
7167	Invoice	09/26/2023	Quarterly Maintenance	0.00	346.69	
02878	Home Depot Credit Services	09/29/2023	Regular	0.00	22.23	6341
4691	Invoice	09/13/2023	Supplies for WO #3087	0.00	22.23	
00842	HydroPro Solutions, LLC	09/29/2023	Regular	0.00	9,942.96	6342
IN100925	Invoice	07/31/2023	6" Octave Meter WO #3847	0.00	2,952.00	
IN101116	Invoice	09/11/2023	3/4" Meters	0.00	6,990.96	
02655	Infosend, Inc	09/29/2023	Regular	0.00	5,310.70	6343
246667	Invoice	09/01/2023	Billing Support	0.00	5,310.70	
01310	Lloyd Gosselink Rochelle & Townsend, P.C.	09/29/2023	Regular	0.00	23,069.76	6345
97535985	Invoice	11/28/2022	Parten Ranch Phase 4 - October Services	0.00	1,788.50	
97538311	Invoice	02/22/2023	All Stor Westlake	0.00	1,051.44	
97539824	Invoice	03/20/2023	Popeye's Ledgestone	0.00	390.00	
97540608	Invoice	04/24/2023	Hamilton Pool Office Park	0.00	534.54	
97541440	Invoice	06/21/2023	Sawyer Ranch Lot 3A	0.00	66.00	
97541920	Invoice	06/28/2023	General Employment	0.00	341.00	

Check Report

Date Range: 09/01/2023 - 09/30/2023

Vendor Number	Vendor Name	Payment Date	Payment Type	Discount Amount	Payment Amount	Number
Payable #	Payable Type	Post Date	Payable Description	Discount Amount	Payable Amount	
97542195	Invoice	07/20/2023	General Counsel - June Services	0.00	8,529.44	
97542203	Invoice	07/20/2023	Lake Pointe WWTP - June Services	0.00	99.00	
97542211	Invoice	07/20/2023	Ariza 290 West (Cypressbrook) SER	0.00	64.00	
97542698	Invoice	07/31/2023	General Employment	0.00	558.00	
97542955	Invoice	08/22/2023	City of Dripping Springs - July Services	0.00	3,663.00	
97542964	Invoice	08/22/2023	Ariza 290 West (Cypressbrook) SER	0.00	957.44	
97542970	Invoice	08/22/2023	Bannockburn Church - March Services	0.00	72.00	
97543452	Invoice	08/28/2023	General Employment	0.00	905.50	
97543540	Invoice	08/22/2023	1080 Transmission Main - July Services	0.00	1,820.00	
97543542	Invoice	08/10/2023	General Operations - February Services	0.00	32.00	
97543545	Invoice	08/10/2023	General Operations - May Services	0.00	1,333.90	
97543547	Invoice	08/22/2023	Anarene Tract Hill Tract SER	0.00	360.00	
97543555	Invoice	08/22/2023	TC WCID 20 - March Services	0.00	504.00	
01434	McCoy's Building Supply	09/29/2023	Regular	0.00	868.12	6347
6907261	Invoice	09/15/2023	LM Supplies for TR-01 & TR-05	0.00	87.21	
6907371	Invoice	09/18/2023	Supplies for WO #4058	0.00	4.99	
6907754	Invoice	09/25/2023	LM Tool for Truck #702 & #2202	0.00	59.98	
7412624	Invoice	08/17/2023	Supplies for Bohls Irrigation Repair WO #3	0.00	23.32	
7413313	Invoice	08/30/2023	MT Consumables for Truck #2303	0.00	19.99	
7413870	Invoice	09/11/2023	EMD Consumables	0.00	49.90	
7414084	Invoice	09/13/2023	Supplies for WO #3198	0.00	27.99	
7414234	Invoice	09/15/2023	LM Consumables	0.00	54.95	
7414235	Invoice	09/15/2023	LM Trash Cans for PS #4/BC Tower	0.00	119.98	
7414236	Invoice	09/15/2023	LM Supplies for TR-10	0.00	5.60	
7414301	Invoice	09/08/2023	Supplies for WO #4052	0.00	145.42	
7414327	Invoice	09/18/2023	Supplies for WO #4052	0.00	15.98	
7414421	Invoice	09/19/2023	EMD Supplies for WO #3611	0.00	70.71	
7414426	Invoice	09/19/2023	Supplies for WO #4052	0.00	56.95	
7414503	Invoice	09/20/2023	LM Supplies for WO #4086	0.00	14.97	
7414537	Invoice	09/21/2023	LM Supplies for TR-05	0.00	110.97	
7414963	Credit Memo	09/28/2023	Rtn - 3/4X3/4" MIP SCH40 Adapter WO #	0.00	-0.79	
02851	McMaster-Carr Supply Company	09/29/2023	Regular	0.00	135.38	6349
14324790	Invoice	09/14/2023	EMD Supplies for WO #4073	0.00	135.38	
01543	Murfee Engineering Company Inc.	09/29/2023	Regular	0.00	381,990.58	6350
48882	Invoice	06/26/2023	General Eng Services FYE 9/30/2023	0.00	17,884.54	
49046	Invoice	07/14/2023	General Eng Services FYE 9/30/2023	0.00	21,302.76	
49209	Invoice	08/19/2023	Bohls WWTP Exp Design, Approval & Cons	0.00	16,178.75	
49219	Invoice	08/19/2023	Uplands WTP 5 MGD Expansion - CIP	0.00	186,849.75	
49222	Invoice	08/19/2023	290 Parallel Water TM Easement Acquisti	0.00	124,829.14	
49225	Invoice	08/19/2023	Ledgestone Terrace Waterline Relocation	0.00	2,233.75	
49242	Invoice	09/11/2023	The Backyard & Terrace Offsite Water Imp	0.00	358.06	
49243	Invoice	09/11/2023	Wild Ridge SER	0.00	812.50	
49244	Invoice	09/11/2023	8921 Hwy 290 W SER - Ardent	0.00	1,300.00	
49251	Invoice	09/11/2023	Starbucks	0.00	68.75	
49252	Invoice	09/11/2023	17511 Hamilton Pool Road SER	0.00	650.00	
49254	Invoice	09/11/2023	Bohls WWTP Exp Design, Approval & Cons	0.00	6,675.00	
49257	Invoice	09/11/2023	Permanganate Injection Relocation	0.00	437.96	
49258	Invoice	09/11/2023	County Line 1420 PS Upgrades	0.00	1,814.62	
49259	Invoice	09/11/2023	Lakepointe WWTP Influent Lift Station Re	0.00	595.00	
01560	Neltronics	09/29/2023	Regular	0.00	6,836.20	6352
23-1204	Invoice	02/11/2023	Installed Analyzers for Unit 1 @ WTP WO	0.00	2,576.20	
23-1205	Invoice	02/11/2023	Repairs after ice storm @ RWI and Bee Ca	0.00	4,260.00	
01654	PostNet TX144	09/29/2023	Regular	0.00	18.10	6353
553153	Invoice	09/22/2023	Water Patrol Certified Letters	0.00	18.10	
02738	Quadient Leasing USA, Inc.	09/29/2023	Regular	0.00	219.00	6354

Check Report

Date Range: 09/01/2023 - 09/30/2023

Vendor Number	Vendor Name	Payment Date	Payment Type	Discount Amount	Payment Amount	Number
Payable #	Payable Type	Post Date	Payable Description	Discount Amount	Payable Amount	
N10123553	Invoice	09/20/2023	Quadient Lease Payment	0.00	219.00	
02027	Texas Community Propane, Ltd	09/29/2023	Regular	0.00	19.39	6355
FAL01618 9/23	Invoice	09/11/2023	Gas Expense 3925 Sugarloaf Dr	0.00	19.39	
02029	Texas Excavation Safety System, Inc.	09/29/2023	Regular	0.00	718.20	6356
23-15035	Invoice	08/31/2023	Message Fees - August 2023	0.00	718.20	
02037	The Bridge Group	09/29/2023	Regular	0.00	26,810.00	6357
2023-0110	Invoice	08/30/2023	Monthly Construction Inspection Fees	0.00	13,090.00	
2023-0111	Invoice	09/22/2023	Monthly Construction Inspection Fees	0.00	13,720.00	
02855	The Posey Law Firm PC	09/29/2023	Regular	0.00	5,000.00	6366
5902	Invoice	09/01/2023	Lobby Services - September 2023	0.00	5,000.00	
02108	Travis County MUD No 16	09/29/2023	Regular	0.00	36,295.43	6367
2023.09.30	Invoice	09/30/2023	Wastewater Billing Collections	0.00	36,295.43	
02137	United Rentals, Inc.	09/29/2023	Regular	0.00	550.00	6368
216466898-008	Invoice	09/08/2023	Rental for Office Container @ WTP WO#3	0.00	550.00	
02138	United Site Services of Texas, Inc.	09/29/2023	Regular	0.00	343.38	6369
INV-01980566	Invoice	08/30/2023	Bee Cave EST	0.00	343.38	
02143	USA BlueBook	09/29/2023	Regular	0.00	776.89	6370
INV00118186	Invoice	08/29/2023	Chemicals for WTP	0.00	79.55	
INV00125623	Invoice	09/06/2023	Supplies for WTP	0.00	394.23	
INV00131459	Invoice	09/12/2023	MT Stock Supplies	0.00	303.11	
02529	Vision Business Products	09/29/2023	Regular	0.00	394.67	6371
INV/2023/3404	Invoice	08/30/2023	IT Equipment	0.00	394.67	
02177	Wastewater Transport Services, LLC	09/29/2023	Regular	0.00	111,078.40	6372
11124489	Invoice	07/01/2023	Sludge Disposal - Lakepointe WWTP	0.00	44,549.66	
11124845	Invoice	08/31/2023	Sludge Disposal - Bohls WWTP	0.00	19,414.16	
11124943	Invoice	08/22/2023	Lift Station Cleaning - Bohls WWTP	0.00	1,187.68	
11124944	Invoice	08/22/2023	Lift Station Cleaning - Lift Station #18	0.00	1,319.64	
11124945	Invoice	08/22/2023	Lift Station Cleaning - Lift Station #11	0.00	1,187.68	
11124946	Invoice	08/22/2023	Lift Station Cleaning - LS #5	0.00	1,187.68	
11124947	Invoice	08/22/2023	Lift Station Cleaning - LS #1	0.00	1,187.68	
11124948	Invoice	08/22/2023	Lift Station Cleaning - Lakepointe WWTP	0.00	1,451.60	
11125027	Invoice	08/31/2023	Sludge Disposal - Lakepointe WWTP	0.00	39,592.62	
00416	City of Austin	09/12/2023	Bank Draft	0.00	111.06	DFT0002566
040200192357	Invoice	08/29/2023	Utility Expense	0.00	111.06	
02066	Spectrum	09/08/2023	Bank Draft	0.00	322.09	DFT0002575
0020275082923	Invoice	08/29/2023	Internet Lakepointe & Phone Service - LS	0.00	322.09	
02700	WEX Bank	09/12/2023	Bank Draft	0.00	9,163.54	DFT0002576
91290347	Invoice	08/23/2023	Fuel Purchases	0.00	9,163.54	
00128	AT&T	09/25/2023	Bank Draft	0.00	1,362.93	DFT0002591
20230905	Invoice	09/05/2023	Telephone Expense - Consolidated Bill	0.00	1,362.93	
00132	AT&T Wireless	09/25/2023	Bank Draft	0.00	2,289.31	DFT0002592
X09122023	Invoice	09/04/2023	Staff Wireless Expense - 9/5/23 - 10/4/23	0.00	2,289.31	
00416	City of Austin	09/25/2023	Bank Draft	0.00	174,730.72	DFT0002593
071842632252	Invoice	09/11/2023	Utility Expense	0.00	141,330.29	
441666480558	Invoice	09/05/2023	Utility Expense	0.00	33,400.43	
00416	City of Austin	09/06/2023	Bank Draft	0.00	415.38	DFT0002594
7929878	Invoice	09/06/2023	9311 Circle Drive PS Site Plan Fees	0.00	415.38	
02756	Enterprise FM Trust	09/20/2023	Bank Draft	0.00	20,429.39	DFT0002595

Check Report

Date Range: 09/01/2023 - 09/30/2023

Vendor Number	Vendor Name	Payment Date	Payment Type	Discount Amount	Payment Amount	Number
Payable #	Payable Type	Post Date	Payable Description	Discount Amount	Payable Amount	
FBN4821763	Invoice	09/06/2023	Enterprise Fleet Monthly Vehicle Charges	0.00	20,429.39	
01583	Office Depot	09/25/2023	Bank Draft	0.00	522.93	DFT0002596
6419 - 2023.09	Invoice	09/04/2023	Office Supplies for Admin Office	0.00	522.93	
01629	Pedernales	09/25/2023	Bank Draft	0.00	15,774.06	DFT0002597
0927 2023.09	Invoice	09/08/2023	Electric Charges - Pump Station 7 New Me	0.00	8,246.89	
0950 2023.09	Invoice	09/08/2023	Electric Charges - Pump Station 7	0.00	37.50	
5199 2023.09	Invoice	09/08/2023	Electric Charges - EST 2	0.00	50.88	
6270 2023.09	Invoice	09/08/2023	Electric Charges - Pump Station 5	0.00	2,290.70	
6483 2023.09	Invoice	09/08/2023	Electric Charges - Pump Station 7	0.00	5,110.59	
6972 2023.09	Invoice	09/08/2023	Electric Expense - Pump Station 6	0.00	37.50	
02766	Truist - ERodriguez	09/29/2023	Bank Draft	0.00	1,174.95	DFT0002613
6570 - 2023.09	Invoice	09/05/2023	Credit Card Purchases	0.00	1,174.95	
00174	Truist - Jeffrey	09/29/2023	Bank Draft	0.00	75.68	DFT0002614
1073 - 2023.09	Invoice	09/05/2023	Credit Card Purchases	0.00	75.68	
00175	Truist - Main Office 4972	09/29/2023	Bank Draft	0.00	4,417.77	DFT0002615
4972 - 2023.09	Invoice	09/05/2023	Credit Card Purchases	0.00	4,417.77	
00178	Truist - Rendon	09/29/2023	Bank Draft	0.00	253.66	DFT0002616
1099 - 2023.09	Invoice	09/05/2023	Credit Cards Purchases	0.00	253.66	
00179	Truist - Riechers	09/29/2023	Bank Draft	0.00	462.00	DFT0002617
5532 - 2023.09	Invoice	09/05/2023	Credit Card Purchases	0.00	462.00	
00180	Truist - Sarot	09/29/2023	Bank Draft	0.00	2,004.39	DFT0002618
1040 - 2023.09	Invoice	09/05/2023	Credit Card Purchases	0.00	2,004.39	
00183	Truist - Smith	09/29/2023	Bank Draft	0.00	1,425.77	DFT0002619
9968 - 2023.09	Invoice	09/05/2023	Credit Card Purchases	0.00	1,425.77	
00184	Truist - Strickland	09/29/2023	Bank Draft	0.00	1,063.35	DFT0002620
8622 - 2023.09	Invoice	09/05/2023	Credit Card Purchases	0.00	1,063.35	
02819	Truist - Wastewater Dept	09/29/2023	Bank Draft	0.00	416.40	DFT0002621
7257 - 2023.09	Invoice	09/05/2023	Credit Card Purchases	0.00	416.40	
02862	Divvy Inc.	09/05/2023	Bank Draft	0.00	4,317.21	DFT0002639
2023.09.04	Invoice	09/04/2023	Divvy Card Purchases	0.00	4,317.21	

Bank Code AP Bank Summary

Payment Type	Payable Count	Payment Count	Discount	Payment
Regular Checks	262	98	0.00	1,497,076.27
Manual Checks	0	0	0.00	0.00
Voided Checks	0	0	0.00	0.00
Bank Drafts	26	20	0.00	240,732.59
EFT's	11	7	0.00	47,717.08
	299	125	0.00	1,785,525.94

All Bank Codes Check Summary

Payment Type	Payable Count	Payment Count	Discount	Payment
Regular Checks	262	98	0.00	1,497,076.27
Manual Checks	0	0	0.00	0.00
Voided Checks	0	0	0.00	0.00
Bank Drafts	26	20	0.00	240,732.59
EFT's	11	7	0.00	47,717.08
	299	125	0.00	1,785,525.94

Fund Summary

Fund	Name	Period	Amount
99	Pooled Cash	9/2023	1,785,525.94
			1,785,525.94

**West Travis County Public Utility Agency
Investment Report
Quarter Ended September 30, 2023**

BOARD OF DIRECTORS

West Travis County Public Utility Agency

Attached is the Quarterly Investment Report for the Quarter Ended September 30, 2023.

This report and the Agency's investment portfolio are in compliance with the investment strategies set forth in the Agency's investment policy and the Public Funds Investment Act.

The Investment Officer must attend at least one training seminar for ten hours within twelve months of taking office and at least ten hours of training within each two year period thereafter.

Compliance Record:

Investment Officer:

Jennifer Smith

Jennifer Smith

Jennifer Riechers

Jennifer Smith

Jennifer Riechers

Jennifer Smith

Jennifer Riechers

Training:

February 12, 2017 (Virtual Learning Concepts) - 10 hours

September 10-11, 2019 (UNT Center for Public Management) - 10 hours

September 10-11, 2019 (UNT Center for Public Management) - 10 hours

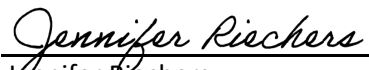
August 11-12, 2021 (UNT Center for Public Management/GTOT) - 10 hours

August 11-12, 2021 (UNT Center for Public Management/GTOT) - 10 hours

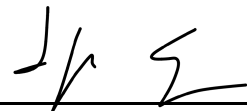
March 20, 2023 (UNT Center for Public Management/GTOT) - 6 hours

March 20, 2023 (UNT Center for Public Management/GTOT) - 6 hours

This report was presented for Board approval on October 19, 2023.



Jennifer Riechers
General Manager
Primary Investment Officer



Jennifer Smith, CPA
Controller
Investment Officer

Investment Accounts Activity Summary

All Funds	Oct-22	Nov-22	Dec-22	Jan-23	Feb-23	Mar-23	Apr-23	May-23	Jun-23	Jul-23	Aug-23	Sep-23	FY23
Beginning Balance	\$ 79,314,915.83	\$ 79,228,972.79	\$ 79,676,893.49	\$ 79,897,991.73	\$ 80,473,113.88	\$ 80,104,808.25	\$ 81,098,839.12	\$ 81,317,118.29	\$ 81,115,234.41	\$ 80,912,742.66	\$ 81,231,100.49	\$ 81,539,893.62	\$ 79,314,915.83
Interest	70,828.37	127,538.25	85,127.93	188,584.81	101,614.92	139,606.05	65,295.94	118,241.95	167,772.59	140,866.37	126,194.79	78,441.68	1,410,113.65
Accrued Interest Change	49,991.02	(8,168.72)	36,325.04	(63,572.81)	31,353.14	(17,169.84)	51,404.35	9,103.42	(42,334.72)	(11,989.38)	3,796.04	52,461.84	91,199.38
Net Amortization	498.45	(37,994.75)	(10,204.30)	(73,477.69)	(55,471.36)	(6,076.56)	2,159.59	4,262.07	(37,630.14)	(34,176.09)	(5,690.41)	11,888.03	(241,913.16)
Realized Gain (Loss)	-	-	-	-	(16,112.18)	(7,164.25)	(18,394.15)	5,569.95	(38,912.68)	(11,058.55)	(66,303.81)	-	(152,375.67)
Unrealized Gain (Loss)	(205,713.02)	394,302.34	111,643.58	524,949.45	(403,312.47)	887,010.81	119,962.05	(311,047.75)	(249,418.53)	237,620.27	278,396.64	(61,579.46)	1,322,813.91
Fees-Truist	(1,547.86)	(2,536.42)	(1,794.01)	(1,361.61)	(1,324.68)	(2,175.34)	(2,148.61)	(3,225.52)	(1,968.27)	(2,904.79)	(2,302.12)	(2,147.63)	(25,436.86)
Fees-Sterling	-	(25,220.00)	-	-	(25,053.00)	-	-	(24,788.00)	-	-	(25,298.00)	-	(100,359.00)
Ending Balance	\$ 79,228,972.79	\$ 79,676,893.49	\$ 79,897,991.73	\$ 80,473,113.88	\$ 80,104,808.25	\$ 81,098,839.12	\$ 81,317,118.29	\$ 81,115,234.41	\$ 80,912,742.66	\$ 81,231,100.49	\$ 81,539,893.62	\$ 81,618,958.08	\$ 81,618,958.08

Portfolio Performance (net)	Time Weighted Return		
	One Month	Last Quarter	Fiscal YTD
	Sep-23	Jul 23-Sep 23	Oct 22-Sep 23
	0.10%	0.91%	3.07%

	Total by Fund
Impact Fee Fund	\$ 30,242,566.02
Capital Projects Fund	25,708,718.65
Debt Service Fund	13,182,850.74
Facilities Fund	6,102,662.07
General Operating Fund	3,205,840.86
Rate Stabilization Fund	3,176,319.74
	<u>\$ 81,618,958.08</u>
	Total by Type
Cash/Due to Brokers	\$ -
Accrued Income	429,964.50
Money Market	163,132.55
US Govt Agency Bonds/Notes	42,026,535.60
Municipal Bonds	36,376,882.90
Corporate Bonds	2,622,442.53
	<u>\$ 81,618,958.08</u>



BALANCE SHEET

7/01/23 THROUGH 9/30/23

ACCOUNT M30024

WTCPUA

	<u>COST BEGINNING</u>	<u>MARKET VALUE BEGINNING</u>	<u>COST ENDING</u>	<u>MARKET VALUE ENDING</u>	<u>% OF TOTAL</u>
STIF & MONEY MARKET FUNDS	96,907.14	96,907.14	163,132.55	163,132.55	0.20
U.S. GOVERNMENT & AGENCY BONDS	40,493,252.44	39,155,397.94	43,188,325.12	42,026,535.60	51.76
CORPORATE OBLIGATIONS	3,428,710.05	3,396,133.73	2,657,608.16	2,622,442.53	3.23
MUNICIPAL OBLIGATIONS	39,465,812.45	37,878,607.85	37,682,952.47	36,376,882.90	44.81
CASH	0.00	0.00	0.00	0.00	0.00
PENDING CASH	0.00	0.00	0.00	0.00	0.00
TOTAL ASSETS	83,484,682.08	80,527,046.66	83,692,018.30	81,188,993.58	100.00
ACCRUED INCOME	385,696.00	385,696.00	429,964.50	429,964.50	
ACCOUNT TOTAL	83,870,378.08	80,912,742.66	84,121,982.80	81,618,958.08	



MARKET SUMMARY

7/1/23 THROUGH 9/30/23

ACCOUNT M30024

WTCPUA

	<u>AMOUNT</u>	<u>TOTAL</u>
BEGINNING MARKET VALUE + ACCRUED INCOME		80,912,742.66
CASH RECEIPTS, DISBURSEMENTS & EXPENSES		
ADMINISTRATIVE AND OTHER EXPENSES	-32,652.54	
TOTAL CASH RECPTS, DISB & EXP		-32,652.54
INVESTMENT ACTIVITY		
NON-CASH RECEIPTS	1,678,495.25	
NON-CASH DISBURSEMENTS	-1,678,322.00	
ASSET ADJUSTMENTS	-28,151.72	
TOTAL INVESTMENT ACTIVITY		-27,978.47
INVESTMENT EARNINGS		
INCOME EARNED	389,771.34	
REALIZED GAIN/LOSS-ASSETS DISPOSED/SOLD	-77,362.36	
CHANGE IN UNREALIZED GAIN/LOSS	454,610.70	
ADJUSTMENT NON-CASH UNREALIZED GAIN/LOSS	-173.25	
TOTAL INVESTMENT EARNINGS		766,846.43
ENDING MARKET VALUE + ACCRUED INCOME		81,618,958.08



COST SUMMARY

7/1/23 THROUGH 9/30/23

ACCOUNT M30024

WTCPUA

	<u>AMOUNT</u>	<u>TOTAL</u>
BEGINNING COST + CASH		83,484,682.08
CASH RECEIPTS, DISBURSEMENTS & EXPENSES		
ADMINISTRATIVE AND OTHER EXPENSES	-32,652.54	
TOTAL CASH RECPTS, DISB & EXP		-32,652.54
INVESTMENT ACTIVITY		
NON-CASH RECEIPTS	1,800,000.00	
NON-CASH DISBURSEMENTS	-1,800,000.00	
ASSET ADJUSTMENTS	-28,151.72	
TOTAL INVESTMENT ACTIVITY		-28,151.72
INVESTMENT EARNINGS		
INCOME COLLECTED	345,502.84	
REALIZED GAIN/LOSS-ASSETS DISPOSED/SOLD	-77,362.36	
TOTAL INVESTMENT EARNINGS		268,140.48
ENDING COST + CASH		83,692,018.30



SUMMARY OF ASSETS HELD

7/01/23 THROUGH 9/30/23

ACCOUNT M30024

WTCPUA

ASSET CATEGORY	MARKET VALUE	% TOTAL AT MKT	COST	UNREALIZED GAIN/LOSS	ESTIMATED ANNUAL INCOME	YIELD AT MKT	ACCRUED INCOME
STIF & MONEY MARKET FUNDS							
SHORT TERM INVT US GOVT	163,132.55	0.20	163,132.55	0.00	8,486.16	5.20	626.74
TOTAL STIF & MONEY MARKET FUNDS	163,132.55	0.20	163,132.55	0.00	8,486.16	5.20	626.74
U.S. GOVERNMENT & AGENCY BONDS							
US TREASURIES	34,419,319.30	42.40	35,240,393.45	-821,074.15	728,296.75	2.12	198,655.95
GOVERNMENT AGENCIES	7,607,216.30	9.37	7,947,931.67	-340,715.37	75,237.50	0.99	20,840.03
TOTAL U.S. GOVERNMENT & AGENCY BONDS	42,026,535.60	51.76	43,188,325.12	-1,161,789.52	803,534.25	1.91	219,495.98
CORPORATE OBLIGATIONS							
DOMESTIC BONDS	2,622,442.53	3.23	2,657,608.16	-35,165.63	55,098.95	2.10	11,131.24
TOTAL CORPORATE OBLIGATIONS	2,622,442.53	3.23	2,657,608.16	-35,165.63	55,098.95	2.10	11,131.24
MUNICIPAL OBLIGATIONS							
MUNICIPAL TAXABLE	36,376,882.90	44.81	37,682,952.47	-1,306,069.57	718,371.35	1.98	198,710.54
TOTAL MUNICIPAL OBLIGATIONS	36,376,882.90	44.81	37,682,952.47	-1,306,069.57	718,371.35	1.98	198,710.54
CASH	0.00	0.00	0.00				
PENDING CASH	0.00	0.00	0.00				
TOTAL ACCOUNT	81,188,993.58	100.00	83,692,018.30	-2,503,024.72	1,585,490.71	1.95	429,964.50
ACCRUED INCOME	429,964.50		429,964.50				
TOTAL VALUE	81,618,958.08		84,121,982.80	-2,503,024.72	1,585,490.71	1.95	429,964.50



CHANGE IN UNREALIZED GAIN/LOSS

7/1/23 THROUGH 9/30/23

WTCPUA

ACCOUNT M30024

TOTAL ENDING MARKET VALUE	81,618,958.08	
TOTAL ENDING COST VALUE	-84,121,982.80	
ENDING UNREALIZED GAIN/LOSS		<u>-2,503,024.72</u>
LESS		
TOTAL BEGINNING MARKET VALUE	80,912,742.66	
TOTAL BEGINNING COST VALUE	-83,870,378.08	
BEGINNING UNREALIZED GAIN/LOSS		<u>-2,957,635.42</u>

CHANGE IN UNREALIZED GAIN/LOSS

454,610.70

DETAIL OF ASSETS HELD

AS OF 9/30/23

ACCOUNT M30024

WTCPUA

SHARES PAR VALUE	ASSET DESCRIPTION	CUSIP NUMBER MOODYS	MARKET VALUE MARKET PRICE	% MKT YLD MKT	COST UNIT COST	UNREALIZED GAIN/LOSS	ACCRUED INCOME EST ANN INCOME
STIF & MONEY MARKET FUNDS							
SHORT TERM INVT US GOVT							
21,359.670	FEDERATED HERMES TREASURY OBLIGATION MMKT INSTL #68 2274000063	60934N500	21,359.67 1.000	0.03 5.20	21,359.67 1.00	0.00	88.53 1,111.13
21,490.710	FEDERATED HERMES TREASURY OBLIGATION MMKT INSTL #68 2274000072	60934N500	21,490.71 1.000	0.03 5.20	21,490.71 1.00	0.00	89.32 1,117.95
10,694.220	FEDERATED HERMES TREASURY OBLIGATION MMKT INSTL #68 2274000081	60934N500	10,694.22 1.000	0.01 5.20	10,694.22 1.00	0.00	40.51 556.31
39,239.260	FEDERATED HERMES TREASURY OBLIGATION MMKT INSTL #68 2274000090	60934N500	39,239.26 1.000	0.05 5.20	39,239.26 1.00	0.00	144.50 2,041.23
44,715.660	FEDERATED HERMES TREASURY OBLIGATION MMKT INSTL #68 2274000107	60934N500	44,715.66 1.000	0.06 5.20	44,715.66 1.00	0.00	163.88 2,326.11
25,633.030	FEDERATED HERMES TREASURY OBLIGATION MMKT INSTL #68 2274000116	60934N500	25,633.03 1.000	0.03 5.20	25,633.03 1.00	0.00	100.00 1,333.43
163,132.550	TOTAL SHORT TERM INVT US GOVT		163,132.55	0.20 5.20	163,132.55	0.00	626.74 8,486.16
163,132.550	TOTAL STIF & MONEY MARKET FUNDS		163,132.55	0.20 5.20	163,132.55	0.00	626.74 8,486.16
U.S. GOVERNMENT & AGENCY BONDS							
US TREASURIES							
130,000.000	UNITED STATES TREASURY NOTES DTD 10/31/2020 0.250% 10/31/2025 2274000063	91282CAT8	117,878.80 90.676	0.15 0.28	118,212.40 0.91	-333.60	136.01 325.00

DETAIL OF ASSETS HELD

AS OF 9/30/23

ACCOUNT M30024

WTCPUA

SHARES PAR VALUE	ASSET DESCRIPTION	CUSIP NUMBER MOODYS	MARKET VALUE MARKET PRICE	% MKT YLD MKT	COST UNIT COST	UNREALIZED GAIN/LOSS	ACCRUED INCOME EST ANN INCOME
135,000.000	UNITED STATES TREASURY NOTES DTD 10/31/2020 0.250% 10/31/2025 2274000072	91282CAT8	122,412.60 90.676	0.15 0.28	122,759.02 0.91	-346.42	141.24 337.50
310,000.000	UNITED STATES TREASURY NOTES DTD 10/31/2020 0.250% 10/31/2025 2274000081	91282CAT8	281,095.60 90.676	0.35 0.28	281,891.08 0.91	-795.48	324.32 775.00
675,000.000	UNITED STATES TREASURY NOTES DTD 10/31/2020 0.250% 10/31/2025 2274000090	91282CAT8	612,063.00 90.676	0.75 0.28	613,795.10 0.91	-1,732.10	706.18 1,687.50
795,000.000	UNITED STATES TREASURY NOTES DTD 10/31/2020 0.250% 10/31/2025 2274000107	91282CAT8	720,874.20 90.676	0.89 0.28	722,914.23 0.91	-2,040.03	831.73 1,987.50
260,000.000	UNITED STATES TREASURY NOTES DTD 10/31/2020 0.250% 10/31/2025 2274000116	91282CAT8	235,757.60 90.676	0.29 0.28	236,044.25 0.91	-286.65	272.01 650.00
105,000.000	UNITED STATES TREASURY NOTES DTD 03/31/2021 0.875% 03/31/2026 2274000063	91282CBT7	94,951.50 90.430	0.12 0.83	94,177.62 0.90	773.88	395.90 787.50
105,000.000	UNITED STATES TREASURY NOTES DTD 03/31/2021 0.875% 03/31/2026 2274000072	91282CBT7	94,951.50 90.430	0.12 0.83	94,177.62 0.90	773.88	395.90 787.50
200,000.000	UNITED STATES TREASURY NOTES DTD 03/31/2021 0.875% 03/31/2026 2274000081	91282CBT7	180,860.00 90.430	0.22 0.83	179,385.94 0.90	1,474.06	754.10 1,500.00
845,000.000	UNITED STATES TREASURY NOTES DTD 03/31/2021 0.875% 03/31/2026 2274000090	91282CBT7	764,133.50 90.430	0.94 0.83	757,905.62 0.90	6,227.88	3,186.07 6,337.50
990,000.000	UNITED STATES TREASURY NOTES DTD 03/31/2021 0.875% 03/31/2026 2274000107	91282CBT7	895,257.00 90.430	1.10 0.83	887,960.43 0.90	7,296.57	3,732.79 7,425.00

DETAIL OF ASSETS HELD

AS OF 9/30/23

ACCOUNT M30024

WTCPUA

SHARES PAR VALUE	ASSET DESCRIPTION	CUSIP NUMBER MOODYS	MARKET VALUE MARKET PRICE	% MKT YLD MKT	COST UNIT COST	UNREALIZED GAIN/LOSS	ACCRUED INCOME EST ANN INCOME
410,000.000	UNITED STATES TREASURY NOTES DTD 03/31/2021 0.875% 03/31/2026 2274000116	91282CBT7	370,763.00 90.430	0.46 0.83	367,741.20 0.90	3,021.80	1,545.90 3,075.00
102,000.000	UNITED STATES TREASURY NOTES DTD 04/30/2021 0.750% 04/30/2026 2274000063	91282CBW0	91,883.64 90.082	0.11 0.83	92,137.54 0.90	-253.90	320.14 765.00
110,000.000	UNITED STATES TREASURY NOTES DTD 04/30/2021 0.750% 04/30/2026 2274000072	91282CBW0	99,090.20 90.082	0.12 0.83	99,307.19 0.90	-216.99	345.24 825.00
65,000.000	UNITED STATES TREASURY NOTES DTD 04/30/2021 0.750% 04/30/2026 2274000081	91282CBW0	58,553.30 90.082	0.07 0.83	59,598.86 0.92	-1,045.56	204.01 487.50
698,000.000	UNITED STATES TREASURY NOTES DTD 04/30/2021 0.750% 04/30/2026 2274000090	91282CBW0	628,772.36 90.082	0.78 0.83	631,244.42 0.90	-2,472.06	2,190.73 5,235.00
856,000.000	UNITED STATES TREASURY NOTES DTD 04/30/2021 0.750% 04/30/2026 2274000107	91282CBW0	771,101.92 90.082	0.95 0.83	773,880.00 0.90	-2,778.08	2,686.63 6,420.00
370,000.000	UNITED STATES TREASURY NOTES DTD 04/30/2021 0.750% 04/30/2026 2274000116	91282CBW0	333,303.40 90.082	0.41 0.83	339,032.69 0.92	-5,729.29	1,161.28 2,775.00
55,000.000	UNITED STATES TREASURY NOTES DTD 05/31/2021 0.750% 05/31/2026 2274000063	91282CCF6	49,394.95 89.809	0.06 0.84	50,376.05 0.92	-981.10	138.63 412.50
52,000.000	UNITED STATES TREASURY NOTES DTD 05/31/2021 0.750% 05/31/2026 2274000072	91282CCF6	46,700.68 89.809	0.06 0.84	47,628.26 0.92	-927.58	131.07 390.00
99,000.000	UNITED STATES TREASURY NOTES DTD 05/31/2021 0.750% 05/31/2026 2274000081	91282CCF6	88,910.91 89.809	0.11 0.84	90,676.87 0.92	-1,765.96	249.53 742.50

DETAIL OF ASSETS HELD

AS OF 9/30/23

ACCOUNT M30024

WTCPUA

SHARES PAR VALUE	ASSET DESCRIPTION	CUSIP NUMBER MOODYS	MARKET VALUE MARKET PRICE	% MKT YLD MKT	COST UNIT COST	UNREALIZED GAIN/LOSS	ACCRUED INCOME EST ANN INCOME
419,000.000	UNITED STATES TREASURY NOTES DTD 05/31/2021 0.750% 05/31/2026 2274000090	91282CCF6	376,299.71 89.809	0.46 0.84	383,773.86 0.92	-7,474.15	1,056.09 3,142.50
493,000.000	UNITED STATES TREASURY NOTES DTD 05/31/2021 0.750% 05/31/2026 2274000107	91282CCF6	442,758.37 89.809	0.55 0.84	451,552.54 0.92	-8,794.17	1,242.60 3,697.50
215,000.000	UNITED STATES TREASURY NOTES DTD 05/31/2021 0.750% 05/31/2026 2274000116	91282CCF6	193,089.35 89.809	0.24 0.84	196,924.54 0.92	-3,835.19	541.91 1,612.50
65,000.000	UNITED STATES TREASURY NOTES DTD 01/15/2022 1.125% 01/15/2025 2274000063	91282CDS7	61,623.25 94.805	0.08 1.19	64,738.71 1.00	-3,115.46	154.99 731.25
55,000.000	UNITED STATES TREASURY NOTES DTD 01/15/2022 1.125% 01/15/2025 2274000072	91282CDS7	52,142.75 94.805	0.07 1.19	54,778.92 1.00	-2,636.17	131.15 618.75
110,000.000	UNITED STATES TREASURY NOTES DTD 01/15/2022 1.125% 01/15/2025 2274000081	91282CDS7	104,285.50 94.805	0.13 1.19	109,557.83 1.00	-5,272.33	262.30 1,237.50
430,000.000	UNITED STATES TREASURY NOTES DTD 01/15/2022 1.125% 01/15/2025 2274000090	91282CDS7	407,661.50 94.805	0.50 1.19	428,271.49 1.00	-20,609.99	1,025.34 4,837.50
505,000.000	UNITED STATES TREASURY NOTES DTD 01/15/2022 1.125% 01/15/2025 2274000107	91282CDS7	478,765.25 94.805	0.59 1.19	502,970.02 1.00	-24,204.77	1,204.18 5,681.25
305,000.000	UNITED STATES TREASURY NOTES DTD 01/15/2022 1.125% 01/15/2025 2274000116	91282CDS7	289,155.25 94.805	0.36 1.19	302,664.24 0.99	-13,508.99	727.28 3,431.25
97,100.000	UNITED STATES TREASURY NOTES DTD 03/15/2022 1.750% 03/15/2025 2274000063	91282CED9	92,336.27 95.094	0.11 1.84	95,984.99 0.99	-3,648.72	74.69 1,699.25

DETAIL OF ASSETS HELD

AS OF 9/30/23

ACCOUNT M30024

WTCPUA

SHARES PAR VALUE	ASSET DESCRIPTION	CUSIP NUMBER MOODYS	MARKET VALUE MARKET PRICE	% MKT YLD MKT	COST UNIT COST	UNREALIZED GAIN/LOSS	ACCRUED INCOME EST ANN INCOME
96,200.000	UNITED STATES TREASURY NOTES DTD 03/15/2022 1.750% 03/15/2025 2274000072	91282CED9	91,480.43 95.094	0.11 1.84	95,067.68 0.99	-3,587.25	74.00 1,683.50
184,900.000	UNITED STATES TREASURY NOTES DTD 03/15/2022 1.750% 03/15/2025 2274000081	91282CED9	175,828.81 95.094	0.22 1.84	182,912.69 0.99	-7,083.88	142.23 3,235.75
778,700.000	UNITED STATES TREASURY NOTES DTD 03/15/2022 1.750% 03/15/2025 2274000090	91282CED9	740,496.98 95.094	0.91 1.84	769,754.36 0.99	-29,257.38	599.00 13,627.25
916,100.000	UNITED STATES TREASURY NOTES DTD 03/15/2022 1.750% 03/15/2025 2274000107	91282CED9	871,156.13 95.094	1.07 1.84	905,570.76 0.99	-34,414.63	704.69 16,031.75
266,400.000	UNITED STATES TREASURY NOTES DTD 03/15/2022 1.750% 03/15/2025 2274000116	91282CED9	253,330.42 95.094	0.31 1.84	262,571.53 0.99	-9,241.11	204.92 4,662.00
95,000.000	UNITED STATES TREASURY NOTES DTD 03/31/2022 2.250% 03/31/2024 2274000063	91282CEG2	93,512.30 98.434	0.12 2.29	94,918.68 1.00	-1,406.38	1,074.59 2,137.50
95,000.000	UNITED STATES TREASURY NOTES DTD 03/31/2022 2.250% 03/31/2024 2274000072	91282CEG2	93,512.30 98.434	0.12 2.29	94,918.68 1.00	-1,406.38	1,074.59 2,137.50
180,000.000	UNITED STATES TREASURY NOTES DTD 03/31/2022 2.250% 03/31/2024 2274000081	91282CEG2	177,181.20 98.434	0.22 2.29	179,845.92 1.00	-2,664.72	2,036.07 4,050.00
765,000.000	UNITED STATES TREASURY NOTES DTD 03/31/2022 2.250% 03/31/2024 2274000090	91282CEG2	753,020.10 98.434	0.93 2.29	764,345.14 1.00	-11,325.04	8,653.28 17,212.50
895,000.000	UNITED STATES TREASURY NOTES DTD 03/31/2022 2.250% 03/31/2024 2274000107	91282CEG2	880,984.30 98.434	1.09 2.29	894,233.86 1.00	-13,249.56	10,123.77 20,137.50

DETAIL OF ASSETS HELD

AS OF 9/30/23

ACCOUNT M30024

WTCPUA

SHARES PAR VALUE	ASSET DESCRIPTION	CUSIP NUMBER MOODYS	MARKET VALUE MARKET PRICE	% MKT YLD MKT	COST UNIT COST	UNREALIZED GAIN/LOSS	ACCRUED INCOME EST ANN INCOME
390,000.000	UNITED STATES TREASURY NOTES DTD 03/31/2022 2.250% 03/31/2024 2274000116	91282CEG2	383,892.60 98.434	0.47 2.29	389,666.14 1.00	-5,773.54	4,411.48 8,775.00
87,000.000	UNITED STATES TREASURY NOTES DTD 04/15/2022 2.625% 04/15/2025 2274000063	91282CEH0	83,673.12 96.176	0.10 2.73	86,527.00 0.99	-2,853.88	1,054.52 2,283.75
69,000.000	UNITED STATES TREASURY NOTES DTD 04/15/2022 2.625% 04/15/2025 2274000072	91282CEH0	66,361.44 96.176	0.08 2.73	68,594.52 0.99	-2,233.08	836.34 1,811.25
180,700.000	UNITED STATES TREASURY NOTES DTD 04/15/2022 2.625% 04/15/2025 2274000081	91282CEH0	173,790.03 96.176	0.22 2.73	179,784.94 0.99	-5,994.91	2,190.25 4,743.38
633,000.000	UNITED STATES TREASURY NOTES DTD 04/15/2022 2.625% 04/15/2025 2274000090	91282CEH0	608,794.08 96.176	0.75 2.73	629,280.14 0.99	-20,486.06	7,672.53 16,616.25
745,000.000	UNITED STATES TREASURY NOTES DTD 04/15/2022 2.625% 04/15/2025 2274000107	91282CEH0	716,511.20 96.176	0.88 2.73	740,621.96 0.99	-24,110.76	9,030.07 19,556.25
442,000.000	UNITED STATES TREASURY NOTES DTD 04/15/2022 2.625% 04/15/2025 2274000116	91282CEH0	425,097.92 96.176	0.52 2.73	439,402.55 0.99	-14,304.63	5,357.44 11,602.50
94,800.000	UNITED STATES TREASURY NOTES DTD 05/15/2022 2.750% 05/15/2025 2274000063	91282CEQ0	91,196.65 96.199	0.11 2.86	94,780.62 1.00	-3,583.97	984.71 2,607.00
93,900.000	UNITED STATES TREASURY NOTES DTD 05/15/2022 2.750% 05/15/2025 2274000072	91282CEQ0	90,330.86 96.199	0.11 2.86	93,879.05 1.00	-3,548.19	975.36 2,582.25
180,400.000	UNITED STATES TREASURY NOTES DTD 05/15/2022 2.750% 05/15/2025 2274000081	91282CEQ0	173,543.00 96.199	0.21 2.86	180,373.55 1.00	-6,830.55	1,873.86 4,961.00

DETAIL OF ASSETS HELD

AS OF 9/30/23

ACCOUNT M30024

WTCPUA

SHARES PAR VALUE	ASSET DESCRIPTION	CUSIP NUMBER MOODYS	MARKET VALUE MARKET PRICE	% MKT YLD MKT	COST UNIT COST	UNREALIZED GAIN/LOSS	ACCRUED INCOME EST ANN INCOME
760,000.000	UNITED STATES TREASURY NOTES DTD 05/15/2022 2.750% 05/15/2025 2274000090	91282CEQ0	731,112.40 96.199	0.90 2.86	759,890.10 1.00	-28,777.70	7,894.29 20,900.00
894,000.000	UNITED STATES TREASURY NOTES DTD 05/15/2022 2.750% 05/15/2025 2274000107	91282CEQ0	860,019.06 96.199	1.06 2.86	893,867.99 1.00	-33,848.93	9,286.18 24,585.00
390,000.000	UNITED STATES TREASURY NOTES DTD 05/15/2022 2.750% 05/15/2025 2274000116	91282CEQ0	375,176.10 96.199	0.46 2.86	389,941.17 1.00	-14,765.07	4,051.02 10,725.00
25,000.000	UNITED STATES TREASURY NOTES DTD 06/30/2022 3.000% 06/30/2024 2274000063	91282CEX5	24,545.00 98.180	0.03 3.06	25,052.48 1.00	-507.48	189.54 750.00
20,000.000	UNITED STATES TREASURY NOTES DTD 06/30/2022 3.000% 06/30/2024 2274000072	91282CEX5	19,636.00 98.180	0.03 3.06	20,041.98 1.00	-405.98	151.63 600.00
70,000.000	UNITED STATES TREASURY NOTES DTD 06/30/2022 3.000% 06/30/2024 2274000081	91282CEX5	68,726.00 98.180	0.09 3.06	70,146.94 1.00	-1,420.94	530.71 2,100.00
225,000.000	UNITED STATES TREASURY NOTES DTD 06/30/2022 3.000% 06/30/2024 2274000090	91282CEX5	220,905.00 98.180	0.27 3.06	225,472.31 1.00	-4,567.31	1,705.84 6,750.00
275,000.000	UNITED STATES TREASURY NOTES DTD 06/30/2022 3.000% 06/30/2024 2274000107	91282CEX5	269,995.00 98.180	0.33 3.06	275,577.26 1.00	-5,582.26	2,084.92 8,250.00
210,000.000	UNITED STATES TREASURY NOTES DTD 06/30/2022 3.000% 06/30/2024 2274000116	91282CEX5	206,178.00 98.180	0.25 3.06	210,440.82 1.00	-4,262.82	1,592.12 6,300.00
45,000.000	UNITED STATES TREASURY NOTES DTD 07/15/2022 3.000% 07/15/2025 2274000063	91282CEY3	43,365.15 96.367	0.05 3.11	44,239.55 0.98	-874.40	286.14 1,350.00

DETAIL OF ASSETS HELD

AS OF 9/30/23

ACCOUNT M30024

WTCPUA

SHARES PAR VALUE	ASSET DESCRIPTION	CUSIP NUMBER MOODYS	MARKET VALUE MARKET PRICE	% MKT YLD MKT	COST UNIT COST	UNREALIZED GAIN/LOSS	ACCRUED INCOME EST ANN INCOME
55,000.000	UNITED STATES TREASURY NOTES DTD 07/15/2022 3.000% 07/15/2025 2274000072	91282CEY3	53,001.85 96.367	0.07 3.11	54,070.56 0.98	-1,068.71	349.73 1,650.00
75,000.000	UNITED STATES TREASURY NOTES DTD 07/15/2022 3.000% 07/15/2025 2274000081	91282CEY3	72,275.25 96.367	0.09 3.11	73,732.59 0.98	-1,457.34	476.90 2,250.00
510,000.000	UNITED STATES TREASURY NOTES DTD 07/15/2022 3.000% 07/15/2025 2274000090	91282CEY3	491,471.70 96.367	0.61 3.11	501,381.62 0.98	-9,909.92	3,242.93 15,300.00
600,000.000	UNITED STATES TREASURY NOTES DTD 07/15/2022 3.000% 07/15/2025 2274000107	91282CEY3	578,202.00 96.367	0.71 3.11	589,860.72 0.98	-11,658.72	3,815.22 18,000.00
230,000.000	UNITED STATES TREASURY NOTES DTD 07/15/2022 3.000% 07/15/2025 2274000116	91282CEY3	221,644.10 96.367	0.27 3.11	226,113.27 0.98	-4,469.17	1,462.50 6,900.00
55,000.000	UNITED STATES TREASURY NOTES DTD 12/15/2022 4.000% 12/15/2025 2274000063	91282CGA3	53,854.90 97.918	0.07 4.09	54,780.86 1.00	-925.96	649.18 2,200.00
55,000.000	UNITED STATES TREASURY NOTES DTD 12/15/2022 4.000% 12/15/2025 2274000072	91282CGA3	53,854.90 97.918	0.07 4.09	54,780.86 1.00	-925.96	649.18 2,200.00
110,000.000	UNITED STATES TREASURY NOTES DTD 12/15/2022 4.000% 12/15/2025 2274000081	91282CGA3	107,709.80 97.918	0.13 4.09	109,561.72 1.00	-1,851.92	1,298.36 4,400.00
490,000.000	UNITED STATES TREASURY NOTES DTD 12/15/2022 4.000% 12/15/2025 2274000090	91282CGA3	479,798.20 97.918	0.59 4.09	488,047.66 1.00	-8,249.46	5,783.61 19,600.00
575,000.000	UNITED STATES TREASURY NOTES DTD 12/15/2022 4.000% 12/15/2025 2274000107	91282CGA3	563,028.50 97.918	0.69 4.09	572,708.98 1.00	-9,680.48	6,786.89 23,000.00

DETAIL OF ASSETS HELD

AS OF 9/30/23

ACCOUNT M30024

WTCPUA

SHARES PAR VALUE	ASSET DESCRIPTION	CUSIP NUMBER MOODYS	MARKET VALUE MARKET PRICE	% MKT YLD MKT	COST UNIT COST	UNREALIZED GAIN/LOSS	ACCRUED INCOME EST ANN INCOME
285,000.000	UNITED STATES TREASURY NOTES DTD 12/15/2022 4.000% 12/15/2025 2274000116	91282CGA3	279,066.30 97.918	0.34 4.09	283,864.45 1.00	-4,798.15	3,363.93 11,400.00
95,000.000	UNITED STATES TREASURY NOTES DTD 02/15/2023 4.000% 02/15/2026 2274000063	91282CGL9	92,992.65 97.887	0.12 4.09	94,111.24 0.99	-1,118.59	485.33 3,800.00
95,000.000	UNITED STATES TREASURY NOTES DTD 02/15/2023 4.000% 02/15/2026 2274000072	91282CGL9	92,992.65 97.887	0.12 4.09	94,111.24 0.99	-1,118.59	485.33 3,800.00
180,000.000	UNITED STATES TREASURY NOTES DTD 02/15/2023 4.000% 02/15/2026 2274000081	91282CGL9	176,196.60 97.887	0.22 4.09	178,257.04 0.99	-2,060.44	919.57 7,200.00
765,000.000	UNITED STATES TREASURY NOTES DTD 02/15/2023 4.000% 02/15/2026 2274000090	91282CGL9	748,835.55 97.887	0.92 4.09	757,626.06 0.99	-8,790.51	3,908.15 30,600.00
900,000.000	UNITED STATES TREASURY NOTES DTD 02/15/2023 4.000% 02/15/2026 2274000107	91282CGL9	880,983.00 97.887	1.09 4.09	891,397.33 0.99	-10,414.33	4,597.83 36,000.00
395,000.000	UNITED STATES TREASURY NOTES DTD 02/15/2023 4.000% 02/15/2026 2274000116	91282CGL9	386,653.65 97.887	0.48 4.09	391,707.10 0.99	-5,053.45	2,017.93 15,800.00
80,000.000	UNITED STATES TREASURY NOTES DTD 02/28/2017 2.125% 02/29/2024 2274000063	912828W48	78,928.00 98.660	0.10 2.15	80,370.59 1.00	-1,442.59	144.78 1,700.00
95,000.000	UNITED STATES TREASURY NOTES DTD 02/28/2017 2.125% 02/29/2024 2274000072	912828W48	93,727.00 98.660	0.12 2.15	95,440.07 1.00	-1,713.07	171.93 2,018.75
180,000.000	UNITED STATES TREASURY NOTES DTD 02/28/2017 2.125% 02/29/2024 2274000081	912828W48	177,588.00 98.660	0.22 2.15	180,833.82 1.00	-3,245.82	325.76 3,825.00

DETAIL OF ASSETS HELD

AS OF 9/30/23

ACCOUNT M30024

WTCPUA

SHARES PAR VALUE	ASSET DESCRIPTION	CUSIP NUMBER MOODYS	MARKET VALUE MARKET PRICE	% MKT YLD MKT	COST UNIT COST	UNREALIZED GAIN/LOSS	ACCRUED INCOME EST ANN INCOME
750,000.000	UNITED STATES TREASURY NOTES DTD 02/28/2017 2.125% 02/29/2024 2274000090	912828W48	739,950.00 98.660	0.91 2.15	753,474.24 1.00	-13,524.24	1,357.31 15,937.50
885,000.000	UNITED STATES TREASURY NOTES DTD 02/28/2017 2.125% 02/29/2024 2274000107	912828W48	873,141.00 98.660	1.08 2.15	889,099.60 1.00	-15,958.60	1,601.63 18,806.25
200,000.000	UNITED STATES TREASURY NOTES DTD 02/28/2017 2.125% 02/29/2024 2274000116	912828W48	197,320.00 98.660	0.24 2.15	199,663.58 1.00	-2,343.58	361.95 4,250.00
122,800.000	UNITED STATES TREASURY NOTES DTD 05/31/2017 2.000% 05/31/2024 2274000063	912828XT2	120,041.91 97.754	0.15 2.05	124,798.61 1.02	-4,756.70	825.38 2,456.00
121,700.000	UNITED STATES TREASURY NOTES DTD 05/31/2017 2.000% 05/31/2024 2274000072	912828XT2	118,966.62 97.754	0.15 2.05	123,680.43 1.02	-4,713.81	817.98 2,434.00
233,700.000	UNITED STATES TREASURY NOTES DTD 05/31/2017 2.000% 05/31/2024 2274000081	912828XT2	228,451.10 97.754	0.28 2.05	237,502.25 1.02	-9,051.15	1,570.77 4,674.00
984,500.000	UNITED STATES TREASURY NOTES DTD 05/31/2017 2.000% 05/31/2024 2274000090	912828XT2	962,388.13 97.754	1.19 2.05	1,000,516.60 1.02	-38,128.47	6,617.13 19,690.00
1,158,100.000	UNITED STATES TREASURY NOTES DTD 05/31/2017 2.000% 05/31/2024 2274000107	912828XT2	1,132,089.07 97.754	1.40 2.05	1,176,941.04 1.02	-44,851.97	7,783.95 23,162.00
410,400.000	UNITED STATES TREASURY NOTES DTD 05/31/2017 2.000% 05/31/2024 2274000116	912828XT2	401,182.42 97.754	0.50 2.05	417,051.43 1.02	-15,869.01	2,758.43 8,208.00
116,500.000	UNITED STATES TREASURY NOTES DTD 07/31/2019 1.750% 07/31/2024 2274000063	912828Y87	112,982.87 96.981	0.14 1.81	118,253.68 1.02	-5,270.81	343.49 2,038.75

DETAIL OF ASSETS HELD

AS OF 9/30/23

ACCOUNT M30024

WTCPUA

SHARES PAR VALUE	ASSET DESCRIPTION	CUSIP NUMBER MOODYS	MARKET VALUE MARKET PRICE	% MKT YLD MKT	COST UNIT COST	UNREALIZED GAIN/LOSS	ACCRUED INCOME EST ANN INCOME
112,300.000	UNITED STATES TREASURY NOTES DTD 07/31/2019 1.750% 07/31/2024 2274000072	912828Y87	108,909.66 96.981	0.14 1.81	113,989.99 1.02	-5,080.33	331.10 1,965.25
249,300.000	UNITED STATES TREASURY NOTES DTD 07/31/2019 1.750% 07/31/2024 2274000081	912828Y87	241,773.63 96.981	0.30 1.81	253,050.06 1.02	-11,276.43	735.03 4,362.75
1,191,200.000	UNITED STATES TREASURY NOTES DTD 07/31/2019 1.750% 07/31/2024 2274000090	912828Y87	1,155,237.67 96.981	1.42 1.81	1,209,199.04 1.02	-53,961.37	3,512.10 20,846.00
1,413,000.000	UNITED STATES TREASURY NOTES DTD 07/31/2019 1.750% 07/31/2024 2274000107	912828Y87	1,370,341.53 96.981	1.69 1.81	1,434,350.16 1.02	-64,008.63	4,166.05 24,727.50
537,000.000	UNITED STATES TREASURY NOTES DTD 07/31/2019 1.750% 07/31/2024 2274000116	912828Y87	520,787.97 96.981	0.64 1.81	545,168.73 1.02	-24,380.76	1,583.27 9,397.50
71,000.000	UNITED STATES TREASURY NOTES DTD 12/31/2018 2.625% 12/31/2023 2274000063	9128285U0	70,506.55 99.305	0.09 2.64	71,859.40 1.01	-1,352.85	471.00 1,863.75
67,000.000	UNITED STATES TREASURY NOTES DTD 12/31/2018 2.625% 12/31/2023 2274000072	9128285U0	66,534.35 99.305	0.08 2.64	67,810.98 1.01	-1,276.63	444.47 1,758.75
99,000.000	UNITED STATES TREASURY NOTES DTD 12/31/2018 2.625% 12/31/2023 2274000081	9128285U0	98,311.95 99.305	0.12 2.64	99,840.10 1.01	-1,528.15	656.75 2,598.75
505,000.000	UNITED STATES TREASURY NOTES DTD 12/31/2018 2.625% 12/31/2023 2274000090	9128285U0	501,490.25 99.305	0.62 2.64	509,285.37 1.01	-7,795.12	3,350.08 13,256.25
575,000.000	UNITED STATES TREASURY NOTES DTD 12/31/2018 2.625% 12/31/2023 2274000107	9128285U0	571,003.75 99.305	0.70 2.64	579,879.38 1.01	-8,875.63	3,814.45 15,093.75

AS OF 9/30/23

ACCOUNT M30024

WTCPUA

SHARES PAR VALUE	ASSET DESCRIPTION	CUSIP NUMBER MOODYS	MARKET VALUE MARKET PRICE	% MKT YLD MKT	COST UNIT COST	UNREALIZED GAIN/LOSS	ACCRUED INCOME EST ANN INCOME
226,500.000	UNITED STATES TREASURY NOTES DTD 12/31/2018 2.625% 12/31/2023 2274000116	9128285U0	224,925.83 99.305	0.28 2.64	228,437.10 1.01	-3,511.27	1,502.56 5,945.63
36,017,200.000	TOTAL US TREASURIES		34,419,319.30	42.40 2.12	35,240,393.45	-821,074.15	198,655.95 728,296.75
	GOVERNMENT AGENCIES						
100,000.000	FEDERAL HOME LOAN BANK DTD 07/15/2021 VAR CPN 07/15/2026 CALLABLE 2274000081	3130AMZS4	90,862.00 90.862	0.11 0.99	90,613.00 0.91	249.00	190.00 900.00
335,000.000	FEDERAL HOME LOAN BANK DTD 07/15/2021 VAR CPN 07/15/2026 CALLABLE 2274000090	3130AMZS4	304,387.70 90.862	0.38 0.99	303,553.55 0.91	834.15	636.50 3,015.00
395,000.000	FEDERAL HOME LOAN BANK DTD 07/15/2021 VAR CPN 07/15/2026 CALLABLE 2274000107	3130AMZS4	358,904.90 90.862	0.44 0.99	357,921.35 0.91	983.55	750.50 3,555.00
170,000.000	FEDERAL HOME LOAN BANK DTD 07/15/2021 VAR CPN 07/15/2026 CALLABLE 2274000116	3130AMZS4	154,465.40 90.862	0.19 0.99	154,042.10 0.91	423.30	323.00 1,530.00
65,000.000	FEDERAL FARM CREDIT BANK DTD 11/24/2020 0.740% 11/24/2026 CALLABLE 2274000063	3133EMHC9	56,824.30 87.422	0.07 0.85	57,416.45 0.88	-592.15	169.69 481.00
65,000.000	FEDERAL FARM CREDIT BANK DTD 11/24/2020 0.740% 11/24/2026 CALLABLE 2274000072	3133EMHC9	56,824.30 87.422	0.07 0.85	57,416.45 0.88	-592.15	169.69 481.00
120,000.000	FEDERAL FARM CREDIT BANK DTD 11/24/2020 0.740% 11/24/2026 CALLABLE 2274000081	3133EMHC9	104,906.40 87.422	0.13 0.85	105,999.60 0.88	-1,093.20	313.27 888.00

AS OF 9/30/23

ACCOUNT M30024

WTCPUA

SHARES PAR VALUE	ASSET DESCRIPTION	CUSIP NUMBER MOODYS	MARKET VALUE MARKET PRICE	% MKT YLD MKT	COST UNIT COST	UNREALIZED GAIN/LOSS	ACCRUED INCOME EST ANN INCOME
505,000.000	FEDERAL FARM CREDIT BANK DTD 11/24/2020 0.740% 11/24/2026 CALLABLE 2274000090	3133EMHC9	441,481.10 87.422	0.54 0.85	446,081.65 0.88	-4,600.55	1,318.33 3,737.00
595,000.000	FEDERAL FARM CREDIT BANK DTD 11/24/2020 0.740% 11/24/2026 CALLABLE 2274000107	3133EMHC9	520,160.90 87.422	0.64 0.85	525,581.35 0.88	-5,420.45	1,553.28 4,403.00
150,000.000	FEDERAL FARM CREDIT BANK DTD 11/24/2020 0.740% 11/24/2026 CALLABLE 2274000116	3133EMHC9	131,133.00 87.422	0.16 0.85	132,499.50 0.88	-1,366.50	391.58 1,110.00
26,000.000	FEDERAL FARM CREDIT BANK DTD 12/09/2021 0.920% 12/09/2024 NON CALLABLE 2274000063	3133ENGQ7	24,635.00 94.750	0.03 0.97	25,993.50 1.00	-1,358.50	74.42 239.20
30,000.000	FEDERAL FARM CREDIT BANK DTD 12/09/2021 0.920% 12/09/2024 NON CALLABLE 2274000072	3133ENGQ7	28,425.00 94.750	0.04 0.97	29,992.50 1.00	-1,567.50	85.87 276.00
62,000.000	FEDERAL FARM CREDIT BANK DTD 12/09/2021 0.920% 12/09/2024 NON CALLABLE 2274000081	3133ENGQ7	58,745.00 94.750	0.07 0.97	61,984.50 1.00	-3,239.50	177.46 570.40
260,000.000	FEDERAL FARM CREDIT BANK DTD 12/09/2021 0.920% 12/09/2024 NON CALLABLE 2274000090	3133ENGQ7	246,350.00 94.750	0.30 0.97	259,935.00 1.00	-13,585.00	744.18 2,392.00
305,000.000	FEDERAL FARM CREDIT BANK DTD 12/09/2021 0.920% 12/09/2024 NON CALLABLE 2274000107	3133ENGQ7	288,987.50 94.750	0.36 0.97	304,923.75 1.00	-15,936.25	872.98 2,806.00

AS OF 9/30/23

ACCOUNT M30024

WTCPUA

SHARES PAR VALUE	ASSET DESCRIPTION	CUSIP NUMBER MOODYS	MARKET VALUE MARKET PRICE	% MKT YLD MKT	COST UNIT COST	UNREALIZED GAIN/LOSS	ACCRUED INCOME EST ANN INCOME
317,000.000	FEDERAL FARM CREDIT BANK DTD 12/09/2021 0.920% 12/09/2024 NON CALLABLE 2274000116	3133ENGQ7	300,357.50 94.750	0.37 0.97	316,920.75 1.00	-16,563.25	907.32 2,916.40
60,000.000	FEDERAL NATIONAL MORTGAGE ASSN DTD 07/08/2019 1.750% 07/02/2024 NON CALLABLE 2274000063	3135G0V75	58,341.60 97.236	0.07 1.80	60,889.05 1.01	-2,547.45	259.58 1,050.00
60,000.000	FEDERAL NATIONAL MORTGAGE ASSN DTD 07/08/2019 1.750% 07/02/2024 NON CALLABLE 2274000072	3135G0V75	58,341.60 97.236	0.07 1.80	60,889.05 1.01	-2,547.45	259.58 1,050.00
115,000.000	FEDERAL NATIONAL MORTGAGE ASSN DTD 07/08/2019 1.750% 07/02/2024 NON CALLABLE 2274000081	3135G0V75	111,821.40 97.236	0.14 1.80	116,704.01 1.01	-4,882.61	497.53 2,012.50
490,000.000	FEDERAL NATIONAL MORTGAGE ASSN DTD 07/08/2019 1.750% 07/02/2024 NON CALLABLE 2274000090	3135G0V75	476,456.40 97.236	0.59 1.80	497,260.54 1.01	-20,804.14	2,119.93 8,575.00
575,000.000	FEDERAL NATIONAL MORTGAGE ASSN DTD 07/08/2019 1.750% 07/02/2024 NON CALLABLE 2274000107	3135G0V75	559,107.00 97.236	0.69 1.80	583,520.02 1.01	-24,413.02	2,487.67 10,062.50
335,000.000	FEDERAL NATIONAL MORTGAGE ASSN DTD 07/08/2019 1.750% 07/02/2024 NON CALLABLE 2274000116	3135G0V75	325,740.60 97.236	0.40 1.80	339,963.83 1.01	-14,223.23	1,449.34 5,862.50
80,000.000	FEDERAL NATIONAL MORTGAGE ASSN DTD 11/12/2020 0.500% 11/07/2025 NON CALLABLE 2274000063	3135G06G3	72,750.40 90.938	0.09 0.55	80,054.45 1.00	-7,304.05	160.00 400.00

AS OF 9/30/23

ACCOUNT M30024

WTCPUA

SHARES PAR VALUE	ASSET DESCRIPTION	CUSIP NUMBER MOODYS	MARKET VALUE MARKET PRICE	% MKT YLD MKT	COST UNIT COST	UNREALIZED GAIN/LOSS	ACCRUED INCOME EST ANN INCOME
80,000.000	FEDERAL NATIONAL MORTGAGE ASSN DTD 11/12/2020 0.500% 11/07/2025 NON CALLABLE 2274000072	3135G06G3	72,750.40 90.938	0.09 0.55	80,054.45 1.00	-7,304.05	160.00 400.00
150,000.000	FEDERAL NATIONAL MORTGAGE ASSN DTD 11/12/2020 0.500% 11/07/2025 NON CALLABLE 2274000081	3135G06G3	136,407.00 90.938	0.17 0.55	150,102.10 1.00	-13,695.10	300.00 750.00
640,000.000	FEDERAL NATIONAL MORTGAGE ASSN DTD 11/12/2020 0.500% 11/07/2025 NON CALLABLE 2274000090	3135G06G3	582,003.20 90.938	0.72 0.55	640,435.62 1.00	-58,432.42	1,280.00 3,200.00
750,000.000	FEDERAL NATIONAL MORTGAGE ASSN DTD 11/12/2020 0.500% 11/07/2025 NON CALLABLE 2274000107	3135G06G3	682,035.00 90.938	0.84 0.55	750,510.49 1.00	-68,475.49	1,500.00 3,750.00
465,000.000	FEDERAL NATIONAL MORTGAGE ASSN DTD 11/12/2020 0.500% 11/07/2025 NON CALLABLE 2274000116	3135G06G3	422,861.70 90.938	0.52 0.55	465,316.50 1.00	-42,454.80	930.00 2,325.00
40,000.000	FEDERAL NATIONAL MORTGAGE ASSN DTD 08/19/2020 0.650% 08/19/2026 CALLABLE 2274000063	3136G4H97	35,246.00 88.115	0.04 0.74	35,654.26 0.89	-408.26	30.33 260.00
36,000.000	FEDERAL NATIONAL MORTGAGE ASSN DTD 08/19/2020 0.650% 08/19/2026 CALLABLE 2274000072	3136G4H97	31,721.40 88.115	0.04 0.74	32,088.84 0.89	-367.44	27.30 234.00
78,000.000	FEDERAL NATIONAL MORTGAGE ASSN DTD 08/19/2020 0.650% 08/19/2026 CALLABLE 2274000081	3136G4H97	68,729.70 88.115	0.09 0.74	69,525.81 0.89	-796.11	59.15 507.00

DETAIL OF ASSETS HELD

AS OF 9/30/23

ACCOUNT M30024

WTCPUA

SHARES PAR VALUE	ASSET DESCRIPTION	CUSIP NUMBER MOODYS	MARKET VALUE MARKET PRICE	% MKT YLD MKT	COST UNIT COST	UNREALIZED GAIN/LOSS	ACCRUED INCOME EST ANN INCOME
322,000.000	FEDERAL NATIONAL MORTGAGE ASSN DTD 08/19/2020 0.650% 08/19/2026 CALLABLE 2274000090	3136G4H97	283,730.30 88.115	0.35 0.74	287,016.81 0.89	-3,286.51	244.18 2,093.00
378,000.000	FEDERAL NATIONAL MORTGAGE ASSN DTD 08/19/2020 0.650% 08/19/2026 CALLABLE 2274000107	3136G4H97	333,074.70 88.115	0.41 0.74	336,932.78 0.89	-3,858.08	286.65 2,457.00
146,000.000	FEDERAL NATIONAL MORTGAGE ASSN DTD 08/19/2020 0.650% 08/19/2026 CALLABLE 2274000116	3136G4H97	128,647.90 88.115	0.16 0.74	130,138.06 0.89	-1,490.16	110.72 949.00
8,300,000.000	TOTAL GOVERNMENT AGENCIES		7,607,216.30	9.37 0.99	7,947,931.67	-340,715.37	20,840.03 75,237.50
44,317,200.000	TOTAL U.S. GOVERNMENT & AGENCY BONDS		42,026,535.60	51.76 1.91	43,188,325.12	-1,161,789.52	219,495.98 803,534.25
	CORPORATE OBLIGATIONS						
	DOMESTIC BONDS						
18,000.000	AMAZON.COM INC DTD 05/12/2021 1.000% 05/12/2026 CALLABLE 2274000063	023135BX3 A1	16,183.62 89.909	0.02 1.11	16,227.72 0.90	-44.10	69.50 180.00
17,000.000	AMAZON.COM INC DTD 05/12/2021 1.000% 05/12/2026 CALLABLE 2274000072	023135BX3 A1	15,284.53 89.909	0.02 1.11	15,326.18 0.90	-41.65	65.64 170.00
33,000.000	AMAZON.COM INC DTD 05/12/2021 1.000% 05/12/2026 CALLABLE 2274000081	023135BX3 A1	29,669.97 89.909	0.04 1.11	29,750.82 0.90	-80.85	127.42 330.00

DETAIL OF ASSETS HELD

AS OF 9/30/23

ACCOUNT M30024

WTCPUA

SHARES PAR VALUE	ASSET DESCRIPTION	CUSIP NUMBER MOODYS	MARKET VALUE MARKET PRICE	% MKT YLD MKT	COST UNIT COST	UNREALIZED GAIN/LOSS	ACCRUED INCOME EST ANN INCOME
142,000.000	AMAZON.COM INC DTD 05/12/2021 1.000% 05/12/2026 CALLABLE 2274000090	023135BX3 A1	127,670.78 89.909	0.16 1.11	128,018.68 0.90	-347.90	548.28 1,420.00
167,000.000	AMAZON.COM INC DTD 05/12/2021 1.000% 05/12/2026 CALLABLE 2274000107	023135BX3 A1	150,148.03 89.909	0.19 1.11	150,557.18 0.90	-409.15	644.81 1,670.00
73,000.000	AMAZON.COM INC DTD 05/12/2021 1.000% 05/12/2026 CALLABLE 2274000116	023135BX3 A1	65,633.57 89.909	0.08 1.11	65,812.42 0.90	-178.85	281.86 730.00
30,000.000	EXXON MOBIL CORPORATION DTD 03/03/2016 3.043% 03/01/2026 CALLABLE 2274000063	30231GAT9 AA2	28,448.70 94.829	0.04 3.21	29,127.62 0.97	-678.92	76.08 912.90
35,000.000	EXXON MOBIL CORPORATION DTD 03/03/2016 3.043% 03/01/2026 CALLABLE 2274000072	30231GAT9 AA2	33,190.15 94.829	0.04 3.21	33,982.22 0.97	-792.07	88.75 1,065.05
65,000.000	EXXON MOBIL CORPORATION DTD 03/03/2016 3.043% 03/01/2026 CALLABLE 2274000081	30231GAT9 AA2	61,638.85 94.829	0.08 3.21	63,109.84 0.97	-1,470.99	164.83 1,977.95
265,000.000	EXXON MOBIL CORPORATION DTD 03/03/2016 3.043% 03/01/2026 CALLABLE 2274000090	30231GAT9 AA2	251,296.85 94.829	0.31 3.21	257,293.96 0.97	-5,997.11	672.00 8,063.95
310,000.000	EXXON MOBIL CORPORATION DTD 03/03/2016 3.043% 03/01/2026 CALLABLE 2274000107	30231GAT9 AA2	293,969.90 94.829	0.36 3.21	300,985.39 0.97	-7,015.49	786.11 9,433.30

DETAIL OF ASSETS HELD

AS OF 9/30/23

ACCOUNT M30024

WTCPUA

SHARES PAR VALUE	ASSET DESCRIPTION	CUSIP NUMBER MOODYS	MARKET VALUE MARKET PRICE	% MKT YLD MKT	COST UNIT COST	UNREALIZED GAIN/LOSS	ACCRUED INCOME EST ANN INCOME
135,000.000	EXXON MOBIL CORPORATION DTD 03/03/2016 3.043% 03/01/2026 CALLABLE 2274000116	30231GAT9 AA2	128,019.15 94.829	0.16 3.21	131,074.28 0.97	-3,055.13	342.34 4,108.05
25,000.000	J PAUL GETTY TRUST DTD 01/28/2021 0.391% 01/01/2024 CALLABLE 2274000063	374288AB4 AAA	24,638.75 98.555	0.03 0.40	25,000.00 1.00	-361.25	24.44 97.75
24,000.000	J PAUL GETTY TRUST DTD 01/28/2021 0.391% 01/01/2024 CALLABLE 2274000072	374288AB4 AAA	23,653.20 98.555	0.03 0.40	24,000.00 1.00	-346.80	23.46 93.84
47,000.000	J PAUL GETTY TRUST DTD 01/28/2021 0.391% 01/01/2024 CALLABLE 2274000081	374288AB4 AAA	46,320.85 98.555	0.06 0.40	47,000.00 1.00	-679.15	45.94 183.77
197,000.000	J PAUL GETTY TRUST DTD 01/28/2021 0.391% 01/01/2024 CALLABLE 2274000090	374288AB4 AAA	194,153.35 98.555	0.24 0.40	197,000.00 1.00	-2,846.65	192.57 770.27
231,000.000	J PAUL GETTY TRUST DTD 01/28/2021 0.391% 01/01/2024 CALLABLE 2274000107	374288AB4 AAA	227,662.05 98.555	0.28 0.40	231,000.00 1.00	-3,337.95	225.80 903.21
101,000.000	J PAUL GETTY TRUST DTD 01/28/2021 0.391% 01/01/2024 CALLABLE 2274000116	374288AB4 AAA	99,540.55 98.555	0.12 0.40	101,000.00 1.00	-1,459.45	98.73 394.91
34,000.000	SOUTHERN CALIF GAS CO DTD 06/03/2016 2.600% 06/15/2026 CALLABLE 2274000063	842434CQ3 AA3	31,508.48 92.672	0.04 2.81	31,744.10 0.93	-235.62	260.29 884.00

DETAIL OF ASSETS HELD

AS OF 9/30/23

ACCOUNT M30024

WTCPUA

SHARES PAR VALUE	ASSET DESCRIPTION	CUSIP NUMBER MOODYS	MARKET VALUE MARKET PRICE	% MKT YLD MKT	COST UNIT COST	UNREALIZED GAIN/LOSS	ACCRUED INCOME EST ANN INCOME
34,000.000	SOUTHERN CALIF GAS CO DTD 06/03/2016 2.600% 06/15/2026 CALLABLE 2274000072	842434CQ3 AA3	31,508.48 92.672	0.04 2.81	31,744.10 0.93	-235.62	260.29 884.00
65,000.000	SOUTHERN CALIF GAS CO DTD 06/03/2016 2.600% 06/15/2026 CALLABLE 2274000081	842434CQ3 AA3	60,236.80 92.672	0.08 2.81	60,687.25 0.93	-450.45	497.61 1,690.00
274,000.000	SOUTHERN CALIF GAS CO DTD 06/03/2016 2.600% 06/15/2026 CALLABLE 2274000090	842434CQ3 AA3	253,921.28 92.672	0.31 2.81	255,820.10 0.93	-1,898.82	2,097.62 7,124.00
322,000.000	SOUTHERN CALIF GAS CO DTD 06/03/2016 2.600% 06/15/2026 CALLABLE 2274000107	842434CQ3 AA3	298,403.84 92.672	0.37 2.81	300,635.30 0.93	-2,231.46	2,465.09 8,372.00
140,000.000	SOUTHERN CALIF GAS CO DTD 06/03/2016 2.600% 06/15/2026 CALLABLE 2274000116	842434CQ3 AA3	129,740.80 92.672	0.16 2.81	130,711.00 0.93	-970.20	1,071.78 3,640.00
2,784,000.000	TOTAL DOMESTIC BONDS		2,622,442.53	3.23 2.10	2,657,608.16	-35,165.63	11,131.24 55,098.95
2,784,000.000	TOTAL CORPORATE OBLIGATIONS		2,622,442.53	3.23 2.10	2,657,608.16	-35,165.63	11,131.24 55,098.95
	MUNICIPAL OBLIGATIONS						
	MUNICIPAL TAXABLE						
20,000.000	AUSTIN TEXAS GENERAL OBLIGATION DTD 10/13/2022 5.000% 09/01/2025 NON CALLABLE 2274000063	052397B88 N/A	19,860.60 99.303	0.03 5.04	20,408.55 1.02	-547.95	83.33 1,000.00

DETAIL OF ASSETS HELD

AS OF 9/30/23

ACCOUNT M30024

WTCPUA

SHARES PAR VALUE	ASSET DESCRIPTION	CUSIP NUMBER MOODYS	MARKET VALUE MARKET PRICE	% MKT YLD MKT	COST UNIT COST	UNREALIZED GAIN/LOSS	ACCRUED INCOME EST ANN INCOME
20,000.000	AUSTIN TEXAS GENERAL OBLIGATION DTD 10/13/2022 5.000% 09/01/2025 NON CALLABLE 2274000072	052397B88 N/A	19,860.60 99.303	0.03 5.04	20,408.55 1.02	-547.95	83.33 1,000.00
40,000.000	AUSTIN TEXAS GENERAL OBLIGATION DTD 10/13/2022 5.000% 09/01/2025 NON CALLABLE 2274000081	052397B88 N/A	39,721.20 99.303	0.05 5.04	40,817.09 1.02	-1,095.89	166.67 2,000.00
160,000.000	AUSTIN TEXAS GENERAL OBLIGATION DTD 10/13/2022 5.000% 09/01/2025 NON CALLABLE 2274000090	052397B88 N/A	158,884.80 99.303	0.20 5.04	163,268.67 1.02	-4,383.87	666.67 8,000.00
190,000.000	AUSTIN TEXAS GENERAL OBLIGATION DTD 10/13/2022 5.000% 09/01/2025 NON CALLABLE 2274000107	052397B88 N/A	188,675.70 99.303	0.23 5.04	193,881.55 1.02	-5,205.85	791.67 9,500.00
85,000.000	AUSTIN TEXAS GENERAL OBLIGATION DTD 10/13/2022 5.000% 09/01/2025 NON CALLABLE 2274000116	052397B88 N/A	84,407.55 99.303	0.10 5.04	86,736.48 1.02	-2,328.93	354.17 4,250.00
35,000.000	AUSTIN TEXAS ELEC UTILITY SYS REV UTILITIES REVENUE DTD 12/18/2012 3.006% 11/15/2026 CALLABLE 2274000063	052414NV7 AA3	32,761.40 93.604	0.04 3.21	32,906.30 0.94	-144.90	397.46 1,052.10
35,000.000	AUSTIN TEXAS ELEC UTILITY SYS REV UTILITIES REVENUE DTD 12/18/2012 3.006% 11/15/2026 CALLABLE 2274000072	052414NV7 AA3	32,761.40 93.604	0.04 3.21	32,906.30 0.94	-144.90	397.46 1,052.10

DETAIL OF ASSETS HELD

AS OF 9/30/23

ACCOUNT M30024

WTCPUA

SHARES PAR VALUE	ASSET DESCRIPTION	CUSIP NUMBER MOODYS	MARKET VALUE MARKET PRICE	% MKT YLD MKT	COST UNIT COST	UNREALIZED GAIN/LOSS	ACCRUED INCOME EST ANN INCOME
65,000.000	AUSTIN TEXAS ELEC UTILITY SYS REV UTILITIES REVENUE DTD 12/18/2012 3.006% 11/15/2026 CALLABLE 2274000081	052414NV7 AA3	60,842.60 93.604	0.08 3.21	61,111.70 0.94	-269.10	738.14 1,953.90
285,000.000	AUSTIN TEXAS ELEC UTILITY SYS REV UTILITIES REVENUE DTD 12/18/2012 3.006% 11/15/2026 CALLABLE 2274000090	052414NV7 AA3	266,771.40 93.604	0.33 3.21	267,951.30 0.94	-1,179.90	3,236.46 8,567.10
335,000.000	AUSTIN TEXAS ELEC UTILITY SYS REV UTILITIES REVENUE DTD 12/18/2012 3.006% 11/15/2026 CALLABLE 2274000107	052414NV7 AA3	313,573.40 93.604	0.39 3.21	314,960.30 0.94	-1,386.90	3,804.26 10,070.10
145,000.000	AUSTIN TEXAS ELEC UTILITY SYS REV UTILITIES REVENUE DTD 12/18/2012 3.006% 11/15/2026 CALLABLE 2274000116	052414NV7 AA3	135,725.80 93.604	0.17 3.21	136,326.10 0.94	-600.30	1,646.62 4,358.70
30,000.000	BEVERLY HILLS CALIFORNIA UNI SCH DIS GENERAL OBLIGATION DTD 04/13/2022 2.650% 08/01/2025 NON CALLABLE 2274000063	088023PK6 AA1	28,590.90 95.303	0.04 2.78	30,000.00 1.00	-1,409.10	132.50 795.00
30,000.000	BEVERLY HILLS CALIFORNIA UNI SCH DIS GENERAL OBLIGATION DTD 04/13/2022 2.650% 08/01/2025 NON CALLABLE 2274000072	088023PK6 AA1	28,590.90 95.303	0.04 2.78	30,000.00 1.00	-1,409.10	132.50 795.00
55,000.000	BEVERLY HILLS CALIFORNIA UNI SCH DIS GENERAL OBLIGATION DTD 04/13/2022 2.650% 08/01/2025 NON CALLABLE 2274000081	088023PK6 AA1	52,416.65 95.303	0.07 2.78	55,000.00 1.00	-2,583.35	242.92 1,457.50

DETAIL OF ASSETS HELD

AS OF 9/30/23

ACCOUNT M30024

WTCPUA

SHARES PAR VALUE	ASSET DESCRIPTION	CUSIP NUMBER MOODYS	MARKET VALUE MARKET PRICE	% MKT YLD MKT	COST UNIT COST	UNREALIZED GAIN/LOSS	ACCRUED INCOME EST ANN INCOME
235,000.000	BEVERLY HILLS CALIFORNIA UNI SCH DIS GENERAL OBLIGATION DTD 04/13/2022 2.650% 08/01/2025 NON CALLABLE 2274000090	088023PK6 AA1	223,962.05 95.303	0.28 2.78	235,000.00 1.00	-11,037.95	1,037.92 6,227.50
280,000.000	BEVERLY HILLS CALIFORNIA UNI SCH DIS GENERAL OBLIGATION DTD 04/13/2022 2.650% 08/01/2025 NON CALLABLE 2274000107	088023PK6 AA1	266,848.40 95.303	0.33 2.78	280,000.00 1.00	-13,151.60	1,236.67 7,420.00
120,000.000	BEVERLY HILLS CALIFORNIA UNI SCH DIS GENERAL OBLIGATION DTD 04/13/2022 2.650% 08/01/2025 NON CALLABLE 2274000116	088023PK6 AA1	114,363.60 95.303	0.14 2.78	120,000.00 1.00	-5,636.40	530.00 3,180.00
25,000.000	BIRMINGHAM ALABAMA WTRWKS BRD WTR WATER REVENUE DTD 07/28/2021 0.848% 01/01/2025 NON CALLABLE 2274000063	091096NV5 AA2	23,614.75 94.459	0.03 0.90	25,000.00 1.00	-1,385.25	53.00 212.00
25,000.000	BIRMINGHAM ALABAMA WTRWKS BRD WTR WATER REVENUE DTD 07/28/2021 0.848% 01/01/2025 NON CALLABLE 2274000072	091096NV5 AA2	23,614.75 94.459	0.03 0.90	25,000.00 1.00	-1,385.25	53.00 212.00
50,000.000	BIRMINGHAM ALABAMA WTRWKS BRD WTR WATER REVENUE DTD 07/28/2021 0.848% 01/01/2025 NON CALLABLE 2274000081	091096NV5 AA2	47,229.50 94.459	0.06 0.90	50,000.00 1.00	-2,770.50	106.00 424.00
205,000.000	BIRMINGHAM ALABAMA WTRWKS BRD WTR WATER REVENUE DTD 07/28/2021 0.848% 01/01/2025 NON CALLABLE 2274000090	091096NV5 AA2	193,640.95 94.459	0.24 0.90	205,000.00 1.00	-11,359.05	434.60 1,738.40

DETAIL OF ASSETS HELD

AS OF 9/30/23

ACCOUNT M30024

WTCPUA

SHARES PAR VALUE	ASSET DESCRIPTION	CUSIP NUMBER MOODYS	MARKET VALUE MARKET PRICE	% MKT YLD MKT	COST UNIT COST	UNREALIZED GAIN/LOSS	ACCRUED INCOME EST ANN INCOME
245,000.000	BIRMINGHAM ALABAMA WTRWKS BRD WTR WATER REVENUE DTD 07/28/2021 0.848% 01/01/2025 NON CALLABLE 2274000107	091096NV5 AA2	231,424.55 94.459	0.29 0.90	245,000.00 1.00	-13,575.45	519.40 2,077.60
105,000.000	BIRMINGHAM ALABAMA WTRWKS BRD WTR WATER REVENUE DTD 07/28/2021 0.848% 01/01/2025 NON CALLABLE 2274000116	091096NV5 AA2	99,181.95 94.459	0.12 0.90	105,000.00 1.00	-5,818.05	222.60 890.40
50,000.000	CALIFORNIA STATE HLTH FACS FING REVENUE BONDS DTD 11/25/2019 2.361% 06/01/2026 NON CALLABLE 2274000063	13032UVD7 AA3	46,406.50 92.813	0.06 2.54	46,441.00 0.93	-34.50	393.50 1,180.50
50,000.000	CALIFORNIA STATE HLTH FACS FING REVENUE BONDS DTD 11/25/2019 2.361% 06/01/2026 NON CALLABLE 2274000072	13032UVD7 AA3	46,406.50 92.813	0.06 2.54	46,441.00 0.93	-34.50	393.50 1,180.50
75,000.000	CALIFORNIA STATE HLTH FACS FING REVENUE BONDS DTD 11/25/2019 2.361% 06/01/2026 NON CALLABLE 2274000081	13032UVD7 AA3	69,609.75 92.813	0.09 2.54	69,661.50 0.93	-51.75	590.25 1,770.75
305,000.000	CALIFORNIA STATE HLTH FACS FING REVENUE BONDS DTD 11/25/2019 2.361% 06/01/2026 NON CALLABLE 2274000090	13032UVD7 AA3	283,079.65 92.813	0.35 2.54	283,290.10 0.93	-210.45	2,400.35 7,201.05
360,000.000	CALIFORNIA STATE HLTH FACS FING REVENUE BONDS DTD 11/25/2019 2.361% 06/01/2026 NON CALLABLE 2274000107	13032UVD7 AA3	334,126.80 92.813	0.41 2.54	334,375.20 0.93	-248.40	2,833.20 8,499.60

DETAIL OF ASSETS HELD

AS OF 9/30/23

ACCOUNT M30024

WTCPUA

SHARES PAR VALUE	ASSET DESCRIPTION	CUSIP NUMBER MOODYS	MARKET VALUE MARKET PRICE	% MKT YLD MKT	COST UNIT COST	UNREALIZED GAIN/LOSS	ACCRUED INCOME EST ANN INCOME
160,000.000	CALIFORNIA STATE HLTH FACS FING REVENUE BONDS DTD 11/25/2019 2.361% 06/01/2026 NON CALLABLE 2274000116	13032UVD7 AA3	148,500.80 92.813	0.18 2.54	148,611.20 0.93	-110.40	1,259.20 3,777.60
45,000.000	CALIFORNIA STATE UNIV REVENUE HIGHER EDUCATION DTD 07/29/2021 1.142% 11/01/2026 NON CALLABLE 2274000063	13077DQE5 AA2	39,901.50 88.670	0.05 1.29	40,635.42 0.90	-733.92	214.13 513.90
45,000.000	CALIFORNIA STATE UNIV REVENUE HIGHER EDUCATION DTD 07/29/2021 1.142% 11/01/2026 NON CALLABLE 2274000072	13077DQE5 AA2	39,901.50 88.670	0.05 1.29	40,615.71 0.90	-714.21	214.13 513.90
85,000.000	CALIFORNIA STATE UNIV REVENUE HIGHER EDUCATION DTD 07/29/2021 1.142% 11/01/2026 NON CALLABLE 2274000081	13077DQE5 AA2	75,369.50 88.670	0.09 1.29	76,707.63 0.90	-1,338.13	404.46 970.70
350,000.000	CALIFORNIA STATE UNIV REVENUE HIGHER EDUCATION DTD 07/29/2021 1.142% 11/01/2026 NON CALLABLE 2274000090	13077DQE5 AA2	310,345.00 88.670	0.38 1.29	315,897.81 0.90	-5,552.81	1,665.42 3,997.00
405,000.000	CALIFORNIA STATE UNIV REVENUE HIGHER EDUCATION DTD 07/29/2021 1.142% 11/01/2026 NON CALLABLE 2274000107	13077DQE5 AA2	359,113.50 88.670	0.44 1.29	365,561.14 0.90	-6,447.64	1,927.13 4,625.10
180,000.000	CALIFORNIA STATE UNIV REVENUE HIGHER EDUCATION DTD 07/29/2021 1.142% 11/01/2026 NON CALLABLE 2274000116	13077DQE5 AA2	159,606.00 88.670	0.20 1.29	162,462.86 0.90	-2,856.86	856.50 2,055.60

DETAIL OF ASSETS HELD

AS OF 9/30/23

ACCOUNT M30024

WTCPUA

SHARES PAR VALUE	ASSET DESCRIPTION	CUSIP NUMBER MOODYS	MARKET VALUE MARKET PRICE	% MKT YLD MKT	COST UNIT COST	UNREALIZED GAIN/LOSS	ACCRUED INCOME EST ANN INCOME
17,000.000	CHICAGO ILLINOIS TRANSIT AUTH SALEST TRANSPORTATION REVENUE DTD 09/03/2020 1.838% 12/01/2023 NON CALLABLE 2274000063	16772PCJ3 N/A	16,896.98 99.394	0.02 1.85	17,000.00 1.00	-103.02	104.15 312.46
17,000.000	CHICAGO ILLINOIS TRANSIT AUTH SALEST TRANSPORTATION REVENUE DTD 09/03/2020 1.838% 12/01/2023 NON CALLABLE 2274000072	16772PCJ3 N/A	16,896.98 99.394	0.02 1.85	17,000.00 1.00	-103.02	104.15 312.46
33,000.000	CHICAGO ILLINOIS TRANSIT AUTH SALEST TRANSPORTATION REVENUE DTD 09/03/2020 1.838% 12/01/2023 NON CALLABLE 2274000081	16772PCJ3 N/A	32,800.02 99.394	0.04 1.85	33,000.00 1.00	-199.98	202.18 606.54
139,000.000	CHICAGO ILLINOIS TRANSIT AUTH SALEST TRANSPORTATION REVENUE DTD 09/03/2020 1.838% 12/01/2023 NON CALLABLE 2274000090	16772PCJ3 N/A	138,157.66 99.394	0.17 1.85	139,000.00 1.00	-842.34	851.61 2,554.82
163,000.000	CHICAGO ILLINOIS TRANSIT AUTH SALEST TRANSPORTATION REVENUE DTD 09/03/2020 1.838% 12/01/2023 NON CALLABLE 2274000107	16772PCJ3 N/A	162,012.22 99.394	0.20 1.85	163,000.00 1.00	-987.78	998.65 2,995.94
71,000.000	CHICAGO ILLINOIS TRANSIT AUTH SALEST TRANSPORTATION REVENUE DTD 09/03/2020 1.838% 12/01/2023 NON CALLABLE 2274000116	16772PCJ3 N/A	70,569.74 99.394	0.09 1.85	71,000.00 1.00	-430.26	434.99 1,304.98
10,000.000	COLUMBIA SOUTH CAROLINA WTRWKS & SWR WATER REVENUE DTD 12/05/2019 2.267% 02/01/2026 NON CALLABLE 2274000063	198504A44 AA1	9,345.10 93.451	0.01 2.43	9,541.32 0.95	-196.22	37.78 226.70

DETAIL OF ASSETS HELD

AS OF 9/30/23

ACCOUNT M30024

WTCPUA

SHARES PAR VALUE	ASSET DESCRIPTION	CUSIP NUMBER MOODYS	MARKET VALUE MARKET PRICE	% MKT YLD MKT	COST UNIT COST	UNREALIZED GAIN/LOSS	ACCRUED INCOME EST ANN INCOME
10,000.000	COLUMBIA SOUTH CAROLINA WTRWKS & SWR WATER REVENUE DTD 12/05/2019 2.267% 02/01/2026 NON CALLABLE 2274000072	198504A44 AA1	9,345.10 93.451	0.01 2.43	9,541.32 0.95	-196.22	37.78 226.70
25,000.000	COLUMBIA SOUTH CAROLINA WTRWKS & SWR WATER REVENUE DTD 12/05/2019 2.267% 02/01/2026 NON CALLABLE 2274000081	198504A44 AA1	23,362.75 93.451	0.03 2.43	23,853.31 0.95	-490.56	94.46 566.75
95,000.000	COLUMBIA SOUTH CAROLINA WTRWKS & SWR WATER REVENUE DTD 12/05/2019 2.267% 02/01/2026 NON CALLABLE 2274000090	198504A44 AA1	88,778.45 93.451	0.11 2.43	90,642.55 0.95	-1,864.10	358.94 2,153.65
115,000.000	COLUMBIA SOUTH CAROLINA WTRWKS & SWR WATER REVENUE DTD 12/05/2019 2.267% 02/01/2026 NON CALLABLE 2274000107	198504A44 AA1	107,468.65 93.451	0.13 2.43	109,725.20 0.95	-2,256.55	434.51 2,607.05
50,000.000	COLUMBIA SOUTH CAROLINA WTRWKS & SWR WATER REVENUE DTD 12/05/2019 2.267% 02/01/2026 NON CALLABLE 2274000116	198504A44 AA1	46,725.50 93.451	0.06 2.43	47,706.61 0.95	-981.11	188.92 1,133.50
20,000.000	COLUMBUS OHIO GENERAL OBLIGATION DTD 05/17/2022 2.960% 04/01/2025 NON CALLABLE 2274000063	199492Y86 AAA	19,326.40 96.632	0.02 3.06	20,000.00 1.00	-673.60	296.00 592.00
20,000.000	COLUMBUS OHIO GENERAL OBLIGATION DTD 05/17/2022 2.960% 04/01/2025 NON CALLABLE 2274000072	199492Y86 AAA	19,326.40 96.632	0.02 3.06	20,000.00 1.00	-673.60	296.00 592.00

DETAIL OF ASSETS HELD

AS OF 9/30/23

ACCOUNT M30024

WTCPUA

SHARES PAR VALUE	ASSET DESCRIPTION	CUSIP NUMBER MOODYS	MARKET VALUE MARKET PRICE	% MKT YLD MKT	COST UNIT COST	UNREALIZED GAIN/LOSS	ACCRUED INCOME EST ANN INCOME
35,000.000	COLUMBUS OHIO GENERAL OBLIGATION DTD 05/17/2022 2.960% 04/01/2025 NON CALLABLE 2274000081	199492Y86 AAA	33,821.20 96.632	0.04 3.06	35,000.00 1.00	-1,178.80	518.00 1,036.00
160,000.000	COLUMBUS OHIO GENERAL OBLIGATION DTD 05/17/2022 2.960% 04/01/2025 NON CALLABLE 2274000090	199492Y86 AAA	154,611.20 96.632	0.19 3.06	160,000.00 1.00	-5,388.80	2,368.00 4,736.00
185,000.000	COLUMBUS OHIO GENERAL OBLIGATION DTD 05/17/2022 2.960% 04/01/2025 NON CALLABLE 2274000107	199492Y86 AAA	178,769.20 96.632	0.22 3.06	185,000.00 1.00	-6,230.80	2,738.00 5,476.00
80,000.000	COLUMBUS OHIO GENERAL OBLIGATION DTD 05/17/2022 2.960% 04/01/2025 NON CALLABLE 2274000116	199492Y86 AAA	77,305.60 96.632	0.10 3.06	80,000.00 1.00	-2,694.40	1,184.00 2,368.00
40,000.000	CONNECTICUT STATE GENERAL OBLIGATION DTD 06/22/2022 3.292% 06/15/2025 NON CALLABLE 2274000063	20772KQH5 AA3	38,641.20 96.603	0.05 3.41	40,000.00 1.00	-1,358.80	387.72 1,316.80
40,000.000	CONNECTICUT STATE GENERAL OBLIGATION DTD 06/22/2022 3.292% 06/15/2025 NON CALLABLE 2274000072	20772KQH5 AA3	38,641.20 96.603	0.05 3.41	40,000.00 1.00	-1,358.80	387.72 1,316.80
75,000.000	CONNECTICUT STATE GENERAL OBLIGATION DTD 06/22/2022 3.292% 06/15/2025 NON CALLABLE 2274000081	20772KQH5 AA3	72,452.25 96.603	0.09 3.41	75,000.00 1.00	-2,547.75	726.98 2,469.00

AS OF 9/30/23

ACCOUNT M30024

WTCPUA

SHARES PAR VALUE	ASSET DESCRIPTION	CUSIP NUMBER MOODYS	MARKET VALUE MARKET PRICE	% MKT YLD MKT	COST UNIT COST	UNREALIZED GAIN/LOSS	ACCRUED INCOME EST ANN INCOME
315,000.000	CONNECTICUT STATE GENERAL OBLIGATION DTD 06/22/2022 3.292% 06/15/2025 NON CALLABLE 2274000090	20772KQH5 AA3	304,299.45 96.603	0.38 3.41	315,000.00 1.00	-10,700.55	3,053.33 10,369.80
370,000.000	CONNECTICUT STATE GENERAL OBLIGATION DTD 06/22/2022 3.292% 06/15/2025 NON CALLABLE 2274000107	20772KQH5 AA3	357,431.10 96.603	0.44 3.41	370,000.00 1.00	-12,568.90	3,586.45 12,180.40
160,000.000	CONNECTICUT STATE GENERAL OBLIGATION DTD 06/22/2022 3.292% 06/15/2025 NON CALLABLE 2274000116	20772KQH5 AA3	154,564.80 96.603	0.19 3.41	160,000.00 1.00	-5,435.20	1,550.90 5,267.20
15,000.000	CONTRA COSTA CALIFORNIA CMNTY CLG GENERAL OBLIGATION DTD 10/06/2022 4.115% 08/01/2024 NON CALLABLE 2274000063	212204MA6 AA1	14,829.60 98.864	0.02 4.16	15,000.00 1.00	-170.40	102.88 617.25
10,000.000	CONTRA COSTA CALIFORNIA CMNTY CLG GENERAL OBLIGATION DTD 10/06/2022 4.115% 08/01/2024 NON CALLABLE 2274000072	212204MA6 AA1	9,886.40 98.864	0.01 4.16	10,000.00 1.00	-113.60	68.58 411.50
25,000.000	CONTRA COSTA CALIFORNIA CMNTY CLG GENERAL OBLIGATION DTD 10/06/2022 4.115% 08/01/2024 NON CALLABLE 2274000081	212204MA6 AA1	24,716.00 98.864	0.03 4.16	25,000.00 1.00	-284.00	171.46 1,028.75
100,000.000	CONTRA COSTA CALIFORNIA CMNTY CLG GENERAL OBLIGATION DTD 10/06/2022 4.115% 08/01/2024 NON CALLABLE 2274000090	212204MA6 AA1	98,864.00 98.864	0.12 4.16	100,000.00 1.00	-1,136.00	685.83 4,115.00

DETAIL OF ASSETS HELD

AS OF 9/30/23

ACCOUNT M30024

WTCPUA

SHARES PAR VALUE	ASSET DESCRIPTION	CUSIP NUMBER MOODYS	MARKET VALUE MARKET PRICE	% MKT YLD MKT	COST UNIT COST	UNREALIZED GAIN/LOSS	ACCRUED INCOME EST ANN INCOME
115,000.000	CONTRA COSTA CALIFORNIA CMNTY CLG GENERAL OBLIGATION DTD 10/06/2022 4.115% 08/01/2024 NON CALLABLE 2274000107	212204MA6 AA1	113,693.60 98.864	0.14 4.16	115,000.00 1.00	-1,306.40	788.71 4,732.25
50,000.000	CONTRA COSTA CALIFORNIA CMNTY CLG GENERAL OBLIGATION DTD 10/06/2022 4.115% 08/01/2024 NON CALLABLE 2274000116	212204MA6 AA1	49,432.00 98.864	0.06 4.16	50,000.00 1.00	-568.00	342.92 2,057.50
20,000.000	DALLAS-FORT WORTH TEXAS INTERNATI AIRPORT REVENUE DTD 08/22/2019 2.156% 11/01/2025 NON CALLABLE 2274000063	2350364L1 A1	18,751.80 93.759	0.02 2.30	19,088.43 0.95	-336.63	179.67 431.20
20,000.000	DALLAS-FORT WORTH TEXAS INTERNATI AIRPORT REVENUE DTD 08/22/2019 2.156% 11/01/2025 NON CALLABLE 2274000072	2350364L1 A1	18,751.80 93.759	0.02 2.30	19,088.43 0.95	-336.63	179.67 431.20
35,000.000	DALLAS-FORT WORTH TEXAS INTERNATI AIRPORT REVENUE DTD 08/22/2019 2.156% 11/01/2025 NON CALLABLE 2274000081	2350364L1 A1	32,815.65 93.759	0.04 2.30	33,404.75 0.95	-589.10	314.42 754.60
150,000.000	DALLAS-FORT WORTH TEXAS INTERNATI AIRPORT REVENUE DTD 08/22/2019 2.156% 11/01/2025 NON CALLABLE 2274000090	2350364L1 A1	140,638.50 93.759	0.17 2.30	143,163.24 0.95	-2,524.74	1,347.50 3,234.00
175,000.000	DALLAS-FORT WORTH TEXAS INTERNATI AIRPORT REVENUE DTD 08/22/2019 2.156% 11/01/2025 NON CALLABLE 2274000107	2350364L1 A1	164,078.25 93.759	0.20 2.30	167,023.78 0.95	-2,945.53	1,572.08 3,773.00

DETAIL OF ASSETS HELD

AS OF 9/30/23

ACCOUNT M30024

WTCPUA

SHARES PAR VALUE	ASSET DESCRIPTION	CUSIP NUMBER MOODYS	MARKET VALUE MARKET PRICE	% MKT YLD MKT	COST UNIT COST	UNREALIZED GAIN/LOSS	ACCRUED INCOME EST ANN INCOME
75,000.000	DALLAS-FORT WORTH TEXAS INTERNATI AIRPORT REVENUE DTD 08/22/2019 2.156% 11/01/2025 NON CALLABLE 2274000116	2350364L1 A1	70,319.25 93.759	0.09 2.30	71,581.62 0.95	-1,262.37	673.75 1,617.00
50,000.000	DALLAS TEXAS AREA RAPID TRAN SALES TRANSPORTATION REVENUE DTD 12/01/2021 4.000% 12/01/2024 NON CALLABLE 2274000063	235241VY9 AA2	49,195.50 98.391	0.06 4.07	52,381.85 1.05	-3,186.35	666.67 2,000.00
50,000.000	DALLAS TEXAS AREA RAPID TRAN SALES TRANSPORTATION REVENUE DTD 12/01/2021 4.000% 12/01/2024 NON CALLABLE 2274000072	235241VY9 AA2	49,195.50 98.391	0.06 4.07	52,381.85 1.05	-3,186.35	666.67 2,000.00
95,000.000	DALLAS TEXAS AREA RAPID TRAN SALES TRANSPORTATION REVENUE DTD 12/01/2021 4.000% 12/01/2024 NON CALLABLE 2274000081	235241VY9 AA2	93,471.45 98.391	0.12 4.07	99,525.37 1.05	-6,053.92	1,266.67 3,800.00
395,000.000	DALLAS TEXAS AREA RAPID TRAN SALES TRANSPORTATION REVENUE DTD 12/01/2021 4.000% 12/01/2024 NON CALLABLE 2274000090	235241VY9 AA2	388,644.45 98.391	0.48 4.07	413,815.39 1.05	-25,170.94	5,266.67 15,800.00
460,000.000	DALLAS TEXAS AREA RAPID TRAN SALES TRANSPORTATION REVENUE DTD 12/01/2021 4.000% 12/01/2024 NON CALLABLE 2274000107	235241VY9 AA2	452,598.60 98.391	0.56 4.07	481,912.30 1.05	-29,313.70	6,133.33 18,400.00
200,000.000	DALLAS TEXAS AREA RAPID TRAN SALES TRANSPORTATION REVENUE DTD 12/01/2021 4.000% 12/01/2024 NON CALLABLE 2274000116	235241VY9 AA2	196,782.00 98.391	0.24 4.07	209,526.78 1.05	-12,744.78	2,666.67 8,000.00

DETAIL OF ASSETS HELD

AS OF 9/30/23

ACCOUNT M30024

WTCPUA

SHARES PAR VALUE	ASSET DESCRIPTION	CUSIP NUMBER MOODYS	MARKET VALUE MARKET PRICE	% MKT YLD MKT	COST UNIT COST	UNREALIZED GAIN/LOSS	ACCRUED INCOME EST ANN INCOME
25,000.000	DALLAS TEXAS WTRWKS & SWR SYS REV WATER REVENUE DTD 07/07/2020 0.857% 10/01/2024 NON CALLABLE 2274000063	23542JQN8 N/A	23,885.75 95.543	0.03 0.90	25,000.00 1.00	-1,114.25	107.13 214.25
25,000.000	DALLAS TEXAS WTRWKS & SWR SYS REV WATER REVENUE DTD 07/07/2020 0.857% 10/01/2024 NON CALLABLE 2274000072	23542JQN8 N/A	23,885.75 95.543	0.03 0.90	25,000.00 1.00	-1,114.25	107.13 214.25
50,000.000	DALLAS TEXAS WTRWKS & SWR SYS REV WATER REVENUE DTD 07/07/2020 0.857% 10/01/2024 NON CALLABLE 2274000081	23542JQN8 N/A	47,771.50 95.543	0.06 0.90	50,000.00 1.00	-2,228.50	214.25 428.50
205,000.000	DALLAS TEXAS WTRWKS & SWR SYS REV WATER REVENUE DTD 07/07/2020 0.857% 10/01/2024 NON CALLABLE 2274000090	23542JQN8 N/A	195,863.15 95.543	0.24 0.90	205,000.00 1.00	-9,136.85	878.43 1,756.85
245,000.000	DALLAS TEXAS WTRWKS & SWR SYS REV WATER REVENUE DTD 07/07/2020 0.857% 10/01/2024 NON CALLABLE 2274000107	23542JQN8 N/A	234,080.35 95.543	0.29 0.90	245,000.00 1.00	-10,919.65	1,049.83 2,099.65
140,000.000	DALLAS TEXAS WTRWKS & SWR SYS REV WATER REVENUE DTD 07/07/2020 0.857% 10/01/2024 NON CALLABLE 2274000116	23542JQN8 N/A	133,760.20 95.543	0.17 0.90	140,000.00 1.00	-6,239.80	599.90 1,199.80
25,000.000	DISTRICT OF COLUMBIA INCOME TAX REVENUE BONDS DTD 12/04/2019 2.308% 03/01/2026 NON CALLABLE 2274000063	25477GQQ1 AA1	23,312.50 93.250	0.03 2.48	23,538.06 0.94	-225.56	48.08 577.00

AS OF 9/30/23

ACCOUNT M30024

WTCPUA

SHARES PAR VALUE	ASSET DESCRIPTION	CUSIP NUMBER MOODYS	MARKET VALUE MARKET PRICE	% MKT YLD MKT	COST UNIT COST	UNREALIZED GAIN/LOSS	ACCRUED INCOME EST ANN INCOME
25,000.000	DISTRICT OF COLUMBIA INCOME TAX REVENUE BONDS DTD 12/04/2019 2.308% 03/01/2026 NON CALLABLE 2274000072	25477GQQ1 AA1	23,312.50 93.250	0.03 2.48	23,538.06 0.94	-225.56	48.08 577.00
55,000.000	DISTRICT OF COLUMBIA INCOME TAX REVENUE BONDS DTD 12/04/2019 2.308% 03/01/2026 NON CALLABLE 2274000081	25477GQQ1 AA1	51,287.50 93.250	0.06 2.48	51,783.74 0.94	-496.24	105.78 1,269.40
235,000.000	DISTRICT OF COLUMBIA INCOME TAX REVENUE BONDS DTD 12/04/2019 2.308% 03/01/2026 NON CALLABLE 2274000090	25477GQQ1 AA1	219,137.50 93.250	0.27 2.48	221,257.79 0.94	-2,120.29	451.98 5,423.80
280,000.000	DISTRICT OF COLUMBIA INCOME TAX REVENUE BONDS DTD 12/04/2019 2.308% 03/01/2026 NON CALLABLE 2274000107	25477GQQ1 AA1	261,100.00 93.250	0.32 2.48	263,626.30 0.94	-2,526.30	538.53 6,462.40
130,000.000	DISTRICT OF COLUMBIA INCOME TAX REVENUE BONDS DTD 12/04/2019 2.308% 03/01/2026 NON CALLABLE 2274000116	25477GQQ1 AA1	121,225.00 93.250	0.15 2.48	122,397.93 0.94	-1,172.93	250.03 3,000.40
10,000.000	FORSYTH CNTY GEORGIA SCH DIST GENERAL OBLIGATION DTD 12/09/2021 1.212% 02/01/2025 NON CALLABLE 2274000063	346604LL3 AAA	9,475.20 94.752	0.01 1.28	10,000.00 1.00	-524.80	20.20 121.20
10,000.000	FORSYTH CNTY GEORGIA SCH DIST GENERAL OBLIGATION DTD 12/09/2021 1.212% 02/01/2025 NON CALLABLE 2274000072	346604LL3 AAA	9,475.20 94.752	0.01 1.28	10,000.00 1.00	-524.80	20.20 121.20

DETAIL OF ASSETS HELD

AS OF 9/30/23

ACCOUNT M30024

WTCPUA

SHARES PAR VALUE	ASSET DESCRIPTION	CUSIP NUMBER MOODYS	MARKET VALUE MARKET PRICE	% MKT YLD MKT	COST UNIT COST	UNREALIZED GAIN/LOSS	ACCRUED INCOME EST ANN INCOME
20,000.000	FORSYTH CNTY GEORGIA SCH DIST GENERAL OBLIGATION DTD 12/09/2021 1.212% 02/01/2025 NON CALLABLE 2274000081	346604LL3 AAA	18,950.40 94.752	0.02 1.28	20,000.00 1.00	-1,049.60	40.40 242.40
90,000.000	FORSYTH CNTY GEORGIA SCH DIST GENERAL OBLIGATION DTD 12/09/2021 1.212% 02/01/2025 NON CALLABLE 2274000090	346604LL3 AAA	85,276.80 94.752	0.11 1.28	90,000.00 1.00	-4,723.20	181.80 1,090.80
105,000.000	FORSYTH CNTY GEORGIA SCH DIST GENERAL OBLIGATION DTD 12/09/2021 1.212% 02/01/2025 NON CALLABLE 2274000107	346604LL3 AAA	99,489.60 94.752	0.12 1.28	105,000.00 1.00	-5,510.40	212.10 1,272.60
45,000.000	FORSYTH CNTY GEORGIA SCH DIST GENERAL OBLIGATION DTD 12/09/2021 1.212% 02/01/2025 NON CALLABLE 2274000116	346604LL3 AAA	42,638.40 94.752	0.05 1.28	45,000.00 1.00	-2,361.60	90.90 545.40
20,000.000	GARLAND TEXAS ELEC UTILITY SYS UTILITIES REVENUE DTD 09/01/2021 1.068% 03/01/2025 NON CALLABLE 2274000063	366133RW8 A1	18,745.40 93.727	0.02 1.14	20,000.00 1.00	-1,254.60	17.80 213.60
20,000.000	GARLAND TEXAS ELEC UTILITY SYS UTILITIES REVENUE DTD 09/01/2021 1.068% 03/01/2025 NON CALLABLE 2274000072	366133RW8 A1	18,745.40 93.727	0.02 1.14	20,000.00 1.00	-1,254.60	17.80 213.60
40,000.000	GARLAND TEXAS ELEC UTILITY SYS UTILITIES REVENUE DTD 09/01/2021 1.068% 03/01/2025 NON CALLABLE 2274000081	366133RW8 A1	37,490.80 93.727	0.05 1.14	40,000.00 1.00	-2,509.20	35.60 427.20

DETAIL OF ASSETS HELD

AS OF 9/30/23

ACCOUNT M30024

WTCPUA

SHARES PAR VALUE	ASSET DESCRIPTION	CUSIP NUMBER MOODYS	MARKET VALUE MARKET PRICE	% MKT YLD MKT	COST UNIT COST	UNREALIZED GAIN/LOSS	ACCRUED INCOME EST ANN INCOME
175,000.000	GARLAND TEXAS ELEC UTILITY SYS UTILITIES REVENUE DTD 09/01/2021 1.068% 03/01/2025 NON CALLABLE 2274000090	366133RW8 A1	164,022.25 93.727	0.20 1.14	175,000.00 1.00	-10,977.75	155.75 1,869.00
205,000.000	GARLAND TEXAS ELEC UTILITY SYS UTILITIES REVENUE DTD 09/01/2021 1.068% 03/01/2025 NON CALLABLE 2274000107	366133RW8 A1	192,140.35 93.727	0.24 1.14	205,000.00 1.00	-12,859.65	182.45 2,189.40
90,000.000	GARLAND TEXAS ELEC UTILITY SYS UTILITIES REVENUE DTD 09/01/2021 1.068% 03/01/2025 NON CALLABLE 2274000116	366133RW8 A1	84,354.30 93.727	0.10 1.14	90,000.00 1.00	-5,645.70	80.10 961.20
20,000.000	GLENDALE ARIZONA COPS REVENUE BONDS DTD 07/13/2021 0.897% 07/01/2024 NON CALLABLE 2274000063	37828AAA7 N/A	19,284.00 96.420	0.02 0.93	20,000.00 1.00	-716.00	44.85 179.40
20,000.000	GLENDALE ARIZONA COPS REVENUE BONDS DTD 07/13/2021 0.897% 07/01/2024 NON CALLABLE 2274000072	37828AAA7 N/A	19,284.00 96.420	0.02 0.93	20,000.00 1.00	-716.00	44.85 179.40
35,000.000	GLENDALE ARIZONA COPS REVENUE BONDS DTD 07/13/2021 0.897% 07/01/2024 NON CALLABLE 2274000081	37828AAA7 N/A	33,747.00 96.420	0.04 0.93	35,000.00 1.00	-1,253.00	78.49 313.95
160,000.000	GLENDALE ARIZONA COPS REVENUE BONDS DTD 07/13/2021 0.897% 07/01/2024 NON CALLABLE 2274000090	37828AAA7 N/A	154,272.00 96.420	0.19 0.93	160,000.00 1.00	-5,728.00	358.80 1,435.20

AS OF 9/30/23

ACCOUNT M30024

WTCPUA

SHARES PAR VALUE	ASSET DESCRIPTION	CUSIP NUMBER MOODYS	MARKET VALUE MARKET PRICE	% MKT YLD MKT	COST UNIT COST	UNREALIZED GAIN/LOSS	ACCRUED INCOME EST ANN INCOME
185,000.000	GLENDALE ARIZONA COPS REVENUE BONDS DTD 07/13/2021 0.897% 07/01/2024 NON CALLABLE 2274000107	37828AAA7 N/A	178,377.00 96.420	0.22 0.93	185,000.00 1.00	-6,623.00	414.86 1,659.45
80,000.000	GLENDALE ARIZONA COPS REVENUE BONDS DTD 07/13/2021 0.897% 07/01/2024 NON CALLABLE 2274000116	37828AAA7 N/A	77,136.00 96.420	0.10 0.93	80,000.00 1.00	-2,864.00	179.40 717.60
15,000.000	GRAND RAPIDS MICHIGAN SANTN SWR SYSR WATER REVENUE DTD 07/21/2021 0.941% 01/01/2025 NON CALLABLE 2274000063	386289NC2 AA2	14,175.00 94.500	0.02 1.00	15,000.00 1.00	-825.00	35.29 141.15
15,000.000	GRAND RAPIDS MICHIGAN SANTN SWR SYSR WATER REVENUE DTD 07/21/2021 0.941% 01/01/2025 NON CALLABLE 2274000072	386289NC2 AA2	14,175.00 94.500	0.02 1.00	15,000.00 1.00	-825.00	35.29 141.15
25,000.000	GRAND RAPIDS MICHIGAN SANTN SWR SYSR WATER REVENUE DTD 07/21/2021 0.941% 01/01/2025 NON CALLABLE 2274000081	386289NC2 AA2	23,625.00 94.500	0.03 1.00	25,000.00 1.00	-1,375.00	58.81 235.25
110,000.000	GRAND RAPIDS MICHIGAN SANTN SWR SYSR WATER REVENUE DTD 07/21/2021 0.941% 01/01/2025 NON CALLABLE 2274000090	386289NC2 AA2	103,950.00 94.500	0.13 1.00	110,000.00 1.00	-6,050.00	258.78 1,035.10
130,000.000	GRAND RAPIDS MICHIGAN SANTN SWR SYSR WATER REVENUE DTD 07/21/2021 0.941% 01/01/2025 NON CALLABLE 2274000107	386289NC2 AA2	122,850.00 94.500	0.15 1.00	130,000.00 1.00	-7,150.00	305.83 1,223.30

DETAIL OF ASSETS HELD

AS OF 9/30/23

ACCOUNT M30024

WTCPUA

SHARES PAR VALUE	ASSET DESCRIPTION	CUSIP NUMBER MOODYS	MARKET VALUE MARKET PRICE	% MKT YLD MKT	COST UNIT COST	UNREALIZED GAIN/LOSS	ACCRUED INCOME EST ANN INCOME
55,000.000	GRAND RAPIDS MICHIGAN SANTN SWR SYSR WATER REVENUE DTD 07/21/2021 0.941% 01/01/2025 NON CALLABLE 2274000116	386289NC2 AA2	51,975.00 94.500	0.07 1.00	55,000.00 1.00	-3,025.00	129.39 517.55
35,000.000	HOUSTON TEXAS UTILITY SYS REVENUE WATER REVENUE DTD 07/01/2020 0.976% 11/15/2025 NON CALLABLE 2274000063	44244CB71 AA2	31,946.95 91.277	0.04 1.07	32,332.45 0.92	-385.50	129.05 341.60
35,000.000	HOUSTON TEXAS UTILITY SYS REVENUE WATER REVENUE DTD 07/01/2020 0.976% 11/15/2025 NON CALLABLE 2274000072	44244CB71 AA2	31,946.95 91.277	0.04 1.07	32,332.45 0.92	-385.50	129.05 341.60
65,000.000	HOUSTON TEXAS UTILITY SYS REVENUE WATER REVENUE DTD 07/01/2020 0.976% 11/15/2025 NON CALLABLE 2274000081	44244CB71 AA2	59,330.05 91.277	0.07 1.07	60,045.98 0.92	-715.93	239.66 634.40
265,000.000	HOUSTON TEXAS UTILITY SYS REVENUE WATER REVENUE DTD 07/01/2020 0.976% 11/15/2025 NON CALLABLE 2274000090	44244CB71 AA2	241,884.05 91.277	0.30 1.07	244,802.83 0.92	-2,918.78	977.08 2,586.40
315,000.000	HOUSTON TEXAS UTILITY SYS REVENUE WATER REVENUE DTD 07/01/2020 0.976% 11/15/2025 NON CALLABLE 2274000107	44244CB71 AA2	287,522.55 91.277	0.36 1.07	290,992.05 0.92	-3,469.50	1,161.44 3,074.40
135,000.000	HOUSTON TEXAS UTILITY SYS REVENUE WATER REVENUE DTD 07/01/2020 0.976% 11/15/2025 NON CALLABLE 2274000116	44244CB71 AA2	123,223.95 91.277	0.15 1.07	124,710.88 0.92	-1,486.93	497.76 1,317.60

DETAIL OF ASSETS HELD

AS OF 9/30/23

ACCOUNT M30024

WTCPUA

SHARES PAR VALUE	ASSET DESCRIPTION	CUSIP NUMBER MOODYS	MARKET VALUE MARKET PRICE	% MKT YLD MKT	COST UNIT COST	UNREALIZED GAIN/LOSS	ACCRUED INCOME EST ANN INCOME
10,000.000	ILLINOIS STATE GENERAL OBLIGATION DTD 05/10/2023 5.213% 05/01/2026 NON CALLABLE 2274000063	452153GR4 A3	9,900.90 99.009	0.01 5.27	10,000.00 1.00	-99.10	204.18 521.30
10,000.000	ILLINOIS STATE GENERAL OBLIGATION DTD 05/10/2023 5.213% 05/01/2026 NON CALLABLE 2274000072	452153GR4 A3	9,900.90 99.009	0.01 5.27	10,000.00 1.00	-99.10	204.18 521.30
15,000.000	ILLINOIS STATE GENERAL OBLIGATION DTD 05/10/2023 5.213% 05/01/2026 NON CALLABLE 2274000081	452153GR4 A3	14,851.35 99.009	0.02 5.27	15,000.00 1.00	-148.65	306.26 781.95
50,000.000	ILLINOIS STATE GENERAL OBLIGATION DTD 05/10/2023 5.213% 05/01/2026 NON CALLABLE 2274000090	452153GR4 A3	49,504.50 99.009	0.06 5.27	50,000.00 1.00	-495.50	1,020.88 2,606.50
55,000.000	ILLINOIS STATE GENERAL OBLIGATION DTD 05/10/2023 5.213% 05/01/2026 NON CALLABLE 2274000107	452153GR4 A3	54,454.95 99.009	0.07 5.27	55,000.00 1.00	-545.05	1,122.97 2,867.15
25,000.000	ILLINOIS STATE GENERAL OBLIGATION DTD 05/10/2023 5.213% 05/01/2026 NON CALLABLE 2274000116	452153GR4 A3	24,752.25 99.009	0.03 5.27	25,000.00 1.00	-247.75	510.44 1,303.25
35,000.000	ILLINOIS STATE SALES TAX REVENUE REVENUE BONDS DTD 05/17/2012 3.481% 06/15/2026 NON CALLABLE 2274000063	452227FR7 N/A	32,960.55 94.173	0.04 3.70	33,945.23 0.97	-984.68	358.74 1,218.35

DETAIL OF ASSETS HELD

AS OF 9/30/23

ACCOUNT M30024

WTCPUA

SHARES PAR VALUE	ASSET DESCRIPTION	CUSIP NUMBER MOODYS	MARKET VALUE MARKET PRICE	% MKT YLD MKT	COST UNIT COST	UNREALIZED GAIN/LOSS	ACCRUED INCOME EST ANN INCOME
35,000.000	ILLINOIS STATE SALES TAX REVENUE REVENUE BONDS DTD 05/17/2012 3.481% 06/15/2026 NON CALLABLE 2274000072	452227FR7 N/A	32,960.55 94.173	0.04 3.70	33,945.23 0.97	-984.68	358.74 1,218.35
65,000.000	ILLINOIS STATE SALES TAX REVENUE REVENUE BONDS DTD 05/17/2012 3.481% 06/15/2026 NON CALLABLE 2274000081	452227FR7 N/A	61,212.45 94.173	0.08 3.70	63,041.14 0.97	-1,828.69	666.22 2,262.65
260,000.000	ILLINOIS STATE SALES TAX REVENUE REVENUE BONDS DTD 05/17/2012 3.481% 06/15/2026 NON CALLABLE 2274000090	452227FR7 N/A	244,849.80 94.173	0.30 3.70	252,164.57 0.97	-7,314.77	2,664.90 9,050.60
310,000.000	ILLINOIS STATE SALES TAX REVENUE REVENUE BONDS DTD 05/17/2012 3.481% 06/15/2026 NON CALLABLE 2274000107	452227FR7 N/A	291,936.30 94.173	0.36 3.70	300,657.76 0.97	-8,721.46	3,177.38 10,791.10
135,000.000	ILLINOIS STATE SALES TAX REVENUE REVENUE BONDS DTD 05/17/2012 3.481% 06/15/2026 NON CALLABLE 2274000116	452227FR7 N/A	127,133.55 94.173	0.16 3.70	130,931.60 0.97	-3,798.05	1,383.70 4,699.35
20,000.000	JACKSONVILLE FLORIDA SPL REVENUE REVENUE BONDS DTD 09/16/2020 1.090% 10/01/2026 NON CALLABLE 2274000063	469487RR5 N/A	17,692.00 88.460	0.02 1.23	17,923.60 0.90	-231.60	109.00 218.00
20,000.000	JACKSONVILLE FLORIDA SPL REVENUE REVENUE BONDS DTD 09/16/2020 1.090% 10/01/2026 NON CALLABLE 2274000072	469487RR5 N/A	17,692.00 88.460	0.02 1.23	17,923.60 0.90	-231.60	109.00 218.00

DETAIL OF ASSETS HELD

AS OF 9/30/23

ACCOUNT M30024

WTCPUA

SHARES PAR VALUE	ASSET DESCRIPTION	CUSIP NUMBER MOODYS	MARKET VALUE MARKET PRICE	% MKT YLD MKT	COST UNIT COST	UNREALIZED GAIN/LOSS	ACCRUED INCOME EST ANN INCOME
40,000.000	JACKSONVILLE FLORIDA SPL REVENUE REVENUE BONDS DTD 09/16/2020 1.090% 10/01/2026 NON CALLABLE 2274000081	469487RR5 N/A	35,384.00 88.460	0.04 1.23	35,847.20 0.90	-463.20	218.00 436.00
155,000.000	JACKSONVILLE FLORIDA SPL REVENUE REVENUE BONDS DTD 09/16/2020 1.090% 10/01/2026 NON CALLABLE 2274000090	469487RR5 N/A	137,113.00 88.460	0.17 1.23	138,907.90 0.90	-1,794.90	844.75 1,689.50
185,000.000	JACKSONVILLE FLORIDA SPL REVENUE REVENUE BONDS DTD 09/16/2020 1.090% 10/01/2026 NON CALLABLE 2274000107	469487RR5 N/A	163,651.00 88.460	0.20 1.23	165,793.30 0.90	-2,142.30	1,008.25 2,016.50
80,000.000	JACKSONVILLE FLORIDA SPL REVENUE REVENUE BONDS DTD 09/16/2020 1.090% 10/01/2026 NON CALLABLE 2274000116	469487RR5 N/A	70,768.00 88.460	0.09 1.23	71,694.40 0.90	-926.40	436.00 872.00
15,000.000	JACKSONVILLE FLORIDA TRANSIT REVENUE TRANSPORTATION REVENUE DTD 10/29/2020 0.900% 10/01/2024 ESCROWED TO MATURITY 2274000063	469495EP6 N/A	14,313.90 95.426	0.02 0.94	15,000.00 1.00	-686.10	67.50 135.00
10,000.000	JACKSONVILLE FLORIDA TRANSIT REVENUE TRANSPORTATION REVENUE DTD 10/29/2020 0.900% 10/01/2024 ESCROWED TO MATURITY 2274000072	469495EP6 N/A	9,542.60 95.426	0.01 0.94	10,000.00 1.00	-457.40	45.00 90.00
30,000.000	JACKSONVILLE FLORIDA TRANSIT REVENUE TRANSPORTATION REVENUE DTD 10/29/2020 0.900% 10/01/2024 ESCROWED TO MATURITY 2274000081	469495EP6 N/A	28,627.80 95.426	0.04 0.94	30,000.00 1.00	-1,372.20	135.00 270.00

DETAIL OF ASSETS HELD

AS OF 9/30/23

ACCOUNT M30024

WTCPUA

SHARES PAR VALUE	ASSET DESCRIPTION	CUSIP NUMBER MOODYS	MARKET VALUE MARKET PRICE	% MKT YLD MKT	COST UNIT COST	UNREALIZED GAIN/LOSS	ACCRUED INCOME EST ANN INCOME
125,000.000	JACKSONVILLE FLORIDA TRANSIT REVENUE TRANSPORTATION REVENUE DTD 10/29/2020 0.900% 10/01/2024 ESCROWED TO MATURITY 2274000090	469495EP6 N/A	119,282.50 95.426	0.15 0.94	125,000.00 1.00	-5,717.50	562.50 1,125.00
140,000.000	JACKSONVILLE FLORIDA TRANSIT REVENUE TRANSPORTATION REVENUE DTD 10/29/2020 0.900% 10/01/2024 ESCROWED TO MATURITY 2274000107	469495EP6 N/A	133,596.40 95.426	0.17 0.94	140,000.00 1.00	-6,403.60	630.00 1,260.00
65,000.000	JACKSONVILLE FLORIDA TRANSIT REVENUE TRANSPORTATION REVENUE DTD 10/29/2020 0.900% 10/01/2024 ESCROWED TO MATURITY 2274000116	469495EP6 N/A	62,026.90 95.426	0.08 0.94	65,000.00 1.00	-2,973.10	292.50 585.00
15,000.000	JACKSONVILLE FLORIDA TRANSIT REVENUE TRANSPORTATION REVENUE DTD 10/29/2020 0.900% 10/01/2024 NON CALLABLE 2274000063	469495EQ4 N/A	14,325.90 95.506	0.02 0.94	15,000.00 1.00	-674.10	67.50 135.00
20,000.000	JACKSONVILLE FLORIDA TRANSIT REVENUE TRANSPORTATION REVENUE DTD 10/29/2020 0.900% 10/01/2024 NON CALLABLE 2274000072	469495EQ4 N/A	19,101.20 95.506	0.02 0.94	20,000.00 1.00	-898.80	90.00 180.00
30,000.000	JACKSONVILLE FLORIDA TRANSIT REVENUE TRANSPORTATION REVENUE DTD 10/29/2020 0.900% 10/01/2024 NON CALLABLE 2274000081	469495EQ4 N/A	28,651.80 95.506	0.04 0.94	30,000.00 1.00	-1,348.20	135.00 270.00
130,000.000	JACKSONVILLE FLORIDA TRANSIT REVENUE TRANSPORTATION REVENUE DTD 10/29/2020 0.900% 10/01/2024 NON CALLABLE 2274000090	469495EQ4 N/A	124,157.80 95.506	0.15 0.94	130,000.00 1.00	-5,842.20	585.00 1,170.00

DETAIL OF ASSETS HELD

AS OF 9/30/23

ACCOUNT M30024

WTCPUA

SHARES PAR VALUE	ASSET DESCRIPTION	CUSIP NUMBER MOODYS	MARKET VALUE MARKET PRICE	% MKT YLD MKT	COST UNIT COST	UNREALIZED GAIN/LOSS	ACCRUED INCOME EST ANN INCOME
155,000.000	JACKSONVILLE FLORIDA TRANSIT REVENUE TRANSPORTATION REVENUE DTD 10/29/2020 0.900% 10/01/2024 NON CALLABLE 2274000107	469495EQ4 N/A	148,034.30 95.506	0.18 0.94	155,000.00 1.00	-6,965.70	697.50 1,395.00
65,000.000	JACKSONVILLE FLORIDA TRANSIT REVENUE TRANSPORTATION REVENUE DTD 10/29/2020 0.900% 10/01/2024 NON CALLABLE 2274000116	469495EQ4 N/A	62,078.90 95.506	0.08 0.94	65,000.00 1.00	-2,921.10	292.50 585.00
35,000.000	KING CNTY WASHINGTON GENERAL OBLIGATION DTD 12/01/2021 1.010% 12/01/2024 NON CALLABLE 2274000063	49474FF54 AAA	33,280.80 95.088	0.04 1.06	35,000.00 1.00	-1,719.20	117.83 353.50
35,000.000	KING CNTY WASHINGTON GENERAL OBLIGATION DTD 12/01/2021 1.010% 12/01/2024 NON CALLABLE 2274000072	49474FF54 AAA	33,280.80 95.088	0.04 1.06	35,000.00 1.00	-1,719.20	117.83 353.50
65,000.000	KING CNTY WASHINGTON GENERAL OBLIGATION DTD 12/01/2021 1.010% 12/01/2024 NON CALLABLE 2274000081	49474FF54 AAA	61,807.20 95.088	0.08 1.06	65,000.00 1.00	-3,192.80	218.83 656.50
265,000.000	KING CNTY WASHINGTON GENERAL OBLIGATION DTD 12/01/2021 1.010% 12/01/2024 NON CALLABLE 2274000090	49474FF54 AAA	251,983.20 95.088	0.31 1.06	265,000.00 1.00	-13,016.80	892.17 2,676.50
315,000.000	KING CNTY WASHINGTON GENERAL OBLIGATION DTD 12/01/2021 1.010% 12/01/2024 NON CALLABLE 2274000107	49474FF54 AAA	299,527.20 95.088	0.37 1.06	315,000.00 1.00	-15,472.80	1,060.50 3,181.50

DETAIL OF ASSETS HELD

AS OF 9/30/23

ACCOUNT M30024

WTCPUA

SHARES PAR VALUE	ASSET DESCRIPTION	CUSIP NUMBER MOODYS	MARKET VALUE MARKET PRICE	% MKT YLD MKT	COST UNIT COST	UNREALIZED GAIN/LOSS	ACCRUED INCOME EST ANN INCOME
135,000.000	KING CNTY WASHINGTON GENERAL OBLIGATION DTD 12/01/2021 1.010% 12/01/2024 NON CALLABLE 2274000116	49474FF54 AAA	128,368.80 95.088	0.16 1.06	135,000.00 1.00	-6,631.20	454.50 1,363.50
30,000.000	LOS ANGELES CALIFORNIA CMNTY CLG GENERAL OBLIGATION DTD 11/10/2020 1.174% 08/01/2026 NON CALLABLE 2274000063	54438CYL0 AAA	26,781.30 89.271	0.03 1.32	27,515.62 0.92	-734.32	58.70 352.20
20,000.000	LOS ANGELES CALIFORNIA CMNTY CLG GENERAL OBLIGATION DTD 11/10/2020 1.174% 08/01/2026 NON CALLABLE 2274000072	54438CYL0 AAA	17,854.20 89.271	0.02 1.32	18,350.26 0.92	-496.06	39.13 234.80
45,000.000	LOS ANGELES CALIFORNIA CMNTY CLG GENERAL OBLIGATION DTD 11/10/2020 1.174% 08/01/2026 NON CALLABLE 2274000081	54438CYL0 AAA	40,171.95 89.271	0.05 1.32	41,283.19 0.92	-1,111.24	88.05 528.30
270,000.000	LOS ANGELES CALIFORNIA CMNTY CLG GENERAL OBLIGATION DTD 11/10/2020 1.174% 08/01/2026 NON CALLABLE 2274000090	54438CYL0 AAA	241,031.70 89.271	0.30 1.32	247,640.56 0.92	-6,608.86	528.30 3,169.80
320,000.000	LOS ANGELES CALIFORNIA CMNTY CLG GENERAL OBLIGATION DTD 11/10/2020 1.174% 08/01/2026 NON CALLABLE 2274000107	54438CYL0 AAA	285,667.20 89.271	0.35 1.32	293,499.92 0.92	-7,832.72	626.13 3,756.80
140,000.000	LOS ANGELES CALIFORNIA CMNTY CLG GENERAL OBLIGATION DTD 11/10/2020 1.174% 08/01/2026 NON CALLABLE 2274000116	54438CYL0 AAA	124,979.40 89.271	0.15 1.32	128,406.22 0.92	-3,426.82	273.93 1,643.60

DETAIL OF ASSETS HELD

AS OF 9/30/23

ACCOUNT M30024

WTCPUA

SHARES PAR VALUE	ASSET DESCRIPTION	CUSIP NUMBER MOODYS	MARKET VALUE MARKET PRICE	% MKT YLD MKT	COST UNIT COST	UNREALIZED GAIN/LOSS	ACCRUED INCOME EST ANN INCOME
15,000.000	MASSACHUSETTS STATE SPL OBLIG REVENUE BONDS DTD 08/30/2022 3.670% 07/15/2025 NON CALLABLE 2274000063	576004GZ2 AA1	14,578.35 97.189	0.02 3.78	15,000.00 1.00	-421.65	116.22 550.50
15,000.000	MASSACHUSETTS STATE SPL OBLIG REVENUE BONDS DTD 08/30/2022 3.670% 07/15/2025 NON CALLABLE 2274000072	576004GZ2 AA1	14,578.35 97.189	0.02 3.78	15,000.00 1.00	-421.65	116.22 550.50
30,000.000	MASSACHUSETTS STATE SPL OBLIG REVENUE BONDS DTD 08/30/2022 3.670% 07/15/2025 NON CALLABLE 2274000081	576004GZ2 AA1	29,156.70 97.189	0.04 3.78	30,000.00 1.00	-843.30	232.43 1,101.00
120,000.000	MASSACHUSETTS STATE SPL OBLIG REVENUE BONDS DTD 08/30/2022 3.670% 07/15/2025 NON CALLABLE 2274000090	576004GZ2 AA1	116,626.80 97.189	0.14 3.78	120,000.00 1.00	-3,373.20	929.73 4,404.00
145,000.000	MASSACHUSETTS STATE SPL OBLIG REVENUE BONDS DTD 08/30/2022 3.670% 07/15/2025 NON CALLABLE 2274000107	576004GZ2 AA1	140,924.05 97.189	0.17 3.78	145,000.00 1.00	-4,075.95	1,123.43 5,321.50
60,000.000	MASSACHUSETTS STATE SPL OBLIG REVENUE BONDS DTD 08/30/2022 3.670% 07/15/2025 NON CALLABLE 2274000116	576004GZ2 AA1	58,313.40 97.189	0.07 3.78	60,000.00 1.00	-1,686.60	464.87 2,202.00
25,000.000	MASSACHUSETTS STATE SPL OBLG REVE REVENUE BONDS DTD 08/30/2022 3.670% 01/15/2026 NON CALLABLE 2274000063	576004HA6 AA1	24,163.75 96.655	0.03 3.80	24,651.25 0.99	-487.50	193.69 917.50

DETAIL OF ASSETS HELD

AS OF 9/30/23

ACCOUNT M30024

WTCPUA

SHARES PAR VALUE	ASSET DESCRIPTION	CUSIP NUMBER MOODYS	MARKET VALUE MARKET PRICE	% MKT YLD MKT	COST UNIT COST	UNREALIZED GAIN/LOSS	ACCRUED INCOME EST ANN INCOME
25,000.000	MASSACHUSETTS STATE SPL OBLG REVE REVENUE BONDS DTD 08/30/2022 3.670% 01/15/2026 NON CALLABLE 2274000072	576004HA6 AA1	24,163.75 96.655	0.03 3.80	24,651.25 0.99	-487.50	193.69 917.50
50,000.000	MASSACHUSETTS STATE SPL OBLG REVE REVENUE BONDS DTD 08/30/2022 3.670% 01/15/2026 NON CALLABLE 2274000081	576004HA6 AA1	48,327.50 96.655	0.06 3.80	49,302.51 0.99	-975.01	387.39 1,835.00
205,000.000	MASSACHUSETTS STATE SPL OBLG REVE REVENUE BONDS DTD 08/30/2022 3.670% 01/15/2026 NON CALLABLE 2274000090	576004HA6 AA1	198,142.75 96.655	0.25 3.80	202,140.28 0.99	-3,997.53	1,588.29 7,523.50
235,000.000	MASSACHUSETTS STATE SPL OBLG REVE REVENUE BONDS DTD 08/30/2022 3.670% 01/15/2026 NON CALLABLE 2274000107	576004HA6 AA1	227,139.25 96.655	0.28 3.80	231,721.79 0.99	-4,582.54	1,820.73 8,624.50
105,000.000	MASSACHUSETTS STATE SPL OBLG REVE REVENUE BONDS DTD 08/30/2022 3.670% 01/15/2026 NON CALLABLE 2274000116	576004HA6 AA1	101,487.75 96.655	0.13 3.80	103,535.27 0.99	-2,047.52	813.52 3,853.50
25,000.000	MET GOVT NASHVILLE TENNESSEE WATER REVENUE DTD 10/14/2021 1.031% 07/01/2025 NON CALLABLE 2274000063	592098X69 AA2	23,134.50 92.538	0.03 1.12	25,000.00 1.00	-1,865.50	64.44 257.75
25,000.000	MET GOVT NASHVILLE TENNESSEE WATER REVENUE DTD 10/14/2021 1.031% 07/01/2025 NON CALLABLE 2274000072	592098X69 AA2	23,134.50 92.538	0.03 1.12	25,000.00 1.00	-1,865.50	64.44 257.75

DETAIL OF ASSETS HELD

AS OF 9/30/23

ACCOUNT M30024

WTCPUA

SHARES PAR VALUE	ASSET DESCRIPTION	CUSIP NUMBER MOODYS	MARKET VALUE MARKET PRICE	% MKT YLD MKT	COST UNIT COST	UNREALIZED GAIN/LOSS	ACCRUED INCOME EST ANN INCOME
45,000.000	MET GOVT NASHVILLE TENNESSEE WATER REVENUE DTD 10/14/2021 1.031% 07/01/2025 NON CALLABLE 2274000081	592098X69 AA2	41,642.10 92.538	0.05 1.12	45,000.00 1.00	-3,357.90	115.99 463.95
190,000.000	MET GOVT NASHVILLE TENNESSEE WATER REVENUE DTD 10/14/2021 1.031% 07/01/2025 NON CALLABLE 2274000090	592098X69 AA2	175,822.20 92.538	0.22 1.12	190,000.00 1.00	-14,177.80	489.73 1,958.90
220,000.000	MET GOVT NASHVILLE TENNESSEE WATER REVENUE DTD 10/14/2021 1.031% 07/01/2025 NON CALLABLE 2274000107	592098X69 AA2	203,583.60 92.538	0.25 1.12	220,000.00 1.00	-16,416.40	567.05 2,268.20
95,000.000	MET GOVT NASHVILLE TENNESSEE WATER REVENUE DTD 10/14/2021 1.031% 07/01/2025 NON CALLABLE 2274000116	592098X69 AA2	87,911.10 92.538	0.11 1.12	95,000.00 1.00	-7,088.90	244.86 979.45
5,000.000	MET GOVT NASHVILLE TENNESSEE GENERAL OBLIGATION DTD 02/18/2021 0.610% 07/01/2025 ESCROWED TO MATURITY 2274000072	592112XA9 N/A	4,606.70 92.134	0.01 0.66	5,000.00 1.00	-393.30	7.63 30.50
5,000.000	MET GOVT NASHVILLE TENNESSEE GENERAL OBLIGATION DTD 02/18/2021 0.610% 07/01/2025 ESCROWED TO MATURITY 2274000081	592112XA9 N/A	4,606.70 92.134	0.01 0.66	5,000.00 1.00	-393.30	7.63 30.50
25,000.000	MET GOVT NASHVILLE TENNESSEE GENERAL OBLIGATION DTD 02/18/2021 0.610% 07/01/2025 ESCROWED TO MATURITY 2274000090	592112XA9 N/A	23,033.50 92.134	0.03 0.66	25,000.00 1.00	-1,966.50	38.13 152.50

DETAIL OF ASSETS HELD

AS OF 9/30/23

ACCOUNT M30024

WTCPUA

SHARES PAR VALUE	ASSET DESCRIPTION	CUSIP NUMBER MOODYS	MARKET VALUE MARKET PRICE	% MKT YLD MKT	COST UNIT COST	UNREALIZED GAIN/LOSS	ACCRUED INCOME EST ANN INCOME
25,000.000	MET GOVT NASHVILLE TENNESSEE GENERAL OBLIGATION DTD 02/18/2021 0.610% 07/01/2025 ESCROWED TO MATURITY 2274000107	592112XA9 N/A	23,033.50 92.134	0.03 0.66	25,000.00 1.00	-1,966.50	38.13 152.50
10,000.000	MET GOVT NASHVILLE TENNESSEE GENERAL OBLIGATION DTD 02/18/2021 0.610% 07/01/2025 ESCROWED TO MATURITY 2274000116	592112XA9 N/A	9,213.40 92.134	0.01 0.66	10,000.00 1.00	-786.60	15.25 61.00
40,000.000	MET GOVT NASHVILLE & DAV TENNESSEE GENERAL OBLIGATION DTD 02/18/2021 0.610% 07/01/2025 NON CALLABLE 2274000063	592112XC5 AA2	36,726.80 91.817	0.05 0.67	40,000.00 1.00	-3,273.20	61.00 244.00
35,000.000	MET GOVT NASHVILLE & DAV TENNESSEE GENERAL OBLIGATION DTD 02/18/2021 0.610% 07/01/2025 NON CALLABLE 2274000072	592112XC5 AA2	32,135.95 91.817	0.04 0.67	35,000.00 1.00	-2,864.05	53.38 213.50
70,000.000	MET GOVT NASHVILLE & DAV TENNESSEE GENERAL OBLIGATION DTD 02/18/2021 0.610% 07/01/2025 NON CALLABLE 2274000081	592112XC5 AA2	64,271.90 91.817	0.08 0.67	70,000.00 1.00	-5,728.10	106.75 427.00
290,000.000	MET GOVT NASHVILLE & DAV TENNESSEE GENERAL OBLIGATION DTD 02/18/2021 0.610% 07/01/2025 NON CALLABLE 2274000090	592112XC5 AA2	266,269.30 91.817	0.33 0.67	290,000.00 1.00	-23,730.70	442.25 1,769.00
345,000.000	MET GOVT NASHVILLE & DAV TENNESSEE GENERAL OBLIGATION DTD 02/18/2021 0.610% 07/01/2025 NON CALLABLE 2274000107	592112XC5 AA2	316,768.65 91.817	0.39 0.67	345,000.00 1.00	-28,231.35	526.13 2,104.50

DETAIL OF ASSETS HELD

AS OF 9/30/23

ACCOUNT M30024

WTCPUA

SHARES PAR VALUE	ASSET DESCRIPTION	CUSIP NUMBER MOODYS	MARKET VALUE MARKET PRICE	% MKT YLD MKT	COST UNIT COST	UNREALIZED GAIN/LOSS	ACCRUED INCOME EST ANN INCOME
150,000.000	MET GOVT NASHVILLE & DAV TENNESSEE GENERAL OBLIGATION DTD 02/18/2021 0.610% 07/01/2025 NON CALLABLE 2274000116	592112XC5 AA2	137,725.50 91.817	0.17 0.67	150,000.00 1.00	-12,274.50	228.75 915.00
35,000.000	MIAMI-DADE CNTY FLORIDA SPL OBLIG REVENUE BONDS DTD 01/07/2021 1.004% 10/01/2024 NON CALLABLE 2274000063	59333NS79 N/A	33,397.35 95.421	0.04 1.05	35,145.94 1.00	-1,748.59	175.70 351.40
35,000.000	MIAMI-DADE CNTY FLORIDA SPL OBLIG REVENUE BONDS DTD 01/07/2021 1.004% 10/01/2024 NON CALLABLE 2274000072	59333NS79 N/A	33,397.35 95.421	0.04 1.05	35,145.94 1.00	-1,748.59	175.70 351.40
65,000.000	MIAMI-DADE CNTY FLORIDA SPL OBLIG REVENUE BONDS DTD 01/07/2021 1.004% 10/01/2024 NON CALLABLE 2274000081	59333NS79 N/A	62,023.65 95.421	0.08 1.05	65,270.94 1.00	-3,247.29	326.30 652.60
270,000.000	MIAMI-DADE CNTY FLORIDA SPL OBLIG REVENUE BONDS DTD 01/07/2021 1.004% 10/01/2024 NON CALLABLE 2274000090	59333NS79 N/A	257,636.70 95.421	0.32 1.05	271,125.84 1.00	-13,489.14	1,355.40 2,710.80
310,000.000	MIAMI-DADE CNTY FLORIDA SPL OBLIG REVENUE BONDS DTD 01/07/2021 1.004% 10/01/2024 NON CALLABLE 2274000107	59333NS79 N/A	295,805.10 95.421	0.37 1.05	311,292.63 1.00	-15,487.53	1,556.20 3,112.40
135,000.000	MIAMI-DADE CNTY FLORIDA SPL OBLIG REVENUE BONDS DTD 01/07/2021 1.004% 10/01/2024 NON CALLABLE 2274000116	59333NS79 N/A	128,818.35 95.421	0.16 1.05	135,563.12 1.00	-6,744.77	677.70 1,355.40

DETAIL OF ASSETS HELD

AS OF 9/30/23

ACCOUNT M30024

WTCPUA

SHARES PAR VALUE	ASSET DESCRIPTION	CUSIP NUMBER MOODYS	MARKET VALUE MARKET PRICE	% MKT YLD MKT	COST UNIT COST	UNREALIZED GAIN/LOSS	ACCRUED INCOME EST ANN INCOME
35,000.000	MICHIGAN STATE STRATEGIC REVENUE BONDS DTD 03/15/2022 2.346% 10/15/2025 NON CALLABLE 2274000063	594698SX1 AA2	32,770.85 93.631	0.04 2.51	35,000.00 1.00	-2,229.15	378.62 821.10
35,000.000	MICHIGAN STATE STRATEGIC REVENUE BONDS DTD 03/15/2022 2.346% 10/15/2025 NON CALLABLE 2274000072	594698SX1 AA2	32,770.85 93.631	0.04 2.51	35,000.00 1.00	-2,229.15	378.62 821.10
65,000.000	MICHIGAN STATE STRATEGIC REVENUE BONDS DTD 03/15/2022 2.346% 10/15/2025 NON CALLABLE 2274000081	594698SX1 AA2	60,860.15 93.631	0.08 2.51	65,000.00 1.00	-4,139.85	703.15 1,524.90
265,000.000	MICHIGAN STATE STRATEGIC REVENUE BONDS DTD 03/15/2022 2.346% 10/15/2025 NON CALLABLE 2274000090	594698SX1 AA2	248,122.15 93.631	0.31 2.51	265,000.00 1.00	-16,877.85	2,866.68 6,216.90
315,000.000	MICHIGAN STATE STRATEGIC REVENUE BONDS DTD 03/15/2022 2.346% 10/15/2025 NON CALLABLE 2274000107	594698SX1 AA2	294,937.65 93.631	0.36 2.51	315,000.00 1.00	-20,062.35	3,407.57 7,389.90
135,000.000	MICHIGAN STATE STRATEGIC REVENUE BONDS DTD 03/15/2022 2.346% 10/15/2025 NON CALLABLE 2274000116	594698SX1 AA2	126,401.85 93.631	0.16 2.51	135,000.00 1.00	-8,598.15	1,460.39 3,167.10
35,000.000	MULTNOMAH CNTY OREGON GENERAL OBLIGATION DTD 01/26/2021 0.800% 06/15/2026 NON CALLABLE 2274000063	625506QP8 AAA	31,261.65 89.319	0.04 0.90	31,985.37 0.91	-723.72	82.44 280.00

DETAIL OF ASSETS HELD

AS OF 9/30/23

ACCOUNT M30024

WTCPUA

SHARES PAR VALUE	ASSET DESCRIPTION	CUSIP NUMBER MOODYS	MARKET VALUE MARKET PRICE	% MKT YLD MKT	COST UNIT COST	UNREALIZED GAIN/LOSS	ACCRUED INCOME EST ANN INCOME
35,000.000	MULTNOMAH CNTY OREGON GENERAL OBLIGATION DTD 01/26/2021 0.800% 06/15/2026 NON CALLABLE 2274000072	625506QP8 AAA	31,261.65 89.319	0.04 0.90	31,985.37 0.91	-723.72	82.44 280.00
65,000.000	MULTNOMAH CNTY OREGON GENERAL OBLIGATION DTD 01/26/2021 0.800% 06/15/2026 NON CALLABLE 2274000081	625506QP8 AAA	58,057.35 89.319	0.07 0.90	59,401.40 0.91	-1,344.05	153.11 520.00
280,000.000	MULTNOMAH CNTY OREGON GENERAL OBLIGATION DTD 01/26/2021 0.800% 06/15/2026 NON CALLABLE 2274000090	625506QP8 AAA	250,093.20 89.319	0.31 0.90	255,882.95 0.91	-5,789.75	659.56 2,240.00
330,000.000	MULTNOMAH CNTY OREGON GENERAL OBLIGATION DTD 01/26/2021 0.800% 06/15/2026 NON CALLABLE 2274000107	625506QP8 AAA	294,752.70 89.319	0.36 0.90	301,576.33 0.91	-6,823.63	777.33 2,640.00
145,000.000	MULTNOMAH CNTY OREGON GENERAL OBLIGATION DTD 01/26/2021 0.800% 06/15/2026 NON CALLABLE 2274000116	625506QP8 AAA	129,512.55 89.319	0.16 0.90	132,510.81 0.91	-2,998.26	341.56 1,160.00
25,000.000	NASSAU CNTY NEW YORK REVENUE BONDS DTD 02/17/2021 0.829% 11/15/2026 NON CALLABLE 2274000063	631663RG8 N/A	21,974.00 87.896	0.03 0.94	21,870.14 0.87	103.86	78.29 207.25
20,000.000	NASSAU CNTY NEW YORK REVENUE BONDS DTD 02/17/2021 0.829% 11/15/2026 NON CALLABLE 2274000072	631663RG8 N/A	17,579.20 87.896	0.02 0.94	17,496.11 0.87	83.09	62.64 165.80

DETAIL OF ASSETS HELD

AS OF 9/30/23

ACCOUNT M30024

WTCPUA

SHARES PAR VALUE	ASSET DESCRIPTION	CUSIP NUMBER MOODYS	MARKET VALUE MARKET PRICE	% MKT YLD MKT	COST UNIT COST	UNREALIZED GAIN/LOSS	ACCRUED INCOME EST ANN INCOME
40,000.000	NASSAU CNTY NEW YORK REVENUE BONDS DTD 02/17/2021 0.829% 11/15/2026 NON CALLABLE 2274000081	631663RG8 N/A	35,158.40 87.896	0.04 0.94	34,992.22 0.87	166.18	125.27 331.60
165,000.000	NASSAU CNTY NEW YORK REVENUE BONDS DTD 02/17/2021 0.829% 11/15/2026 NON CALLABLE 2274000090	631663RG8 N/A	145,028.40 87.896	0.18 0.94	144,342.89 0.87	685.51	516.74 1,367.85
195,000.000	NASSAU CNTY NEW YORK REVENUE BONDS DTD 02/17/2021 0.829% 11/15/2026 NON CALLABLE 2274000107	631663RG8 N/A	171,397.20 87.896	0.21 0.94	170,587.06 0.87	810.14	610.70 1,616.55
85,000.000	NASSAU CNTY NEW YORK REVENUE BONDS DTD 02/17/2021 0.829% 11/15/2026 NON CALLABLE 2274000116	631663RG8 N/A	74,711.60 87.896	0.09 0.94	74,358.46 0.87	353.14	266.20 704.65
5,000.000	NEW JERSEY STATE TURNPIKE AUTH TRANSPORTATION REVENUE DTD 02/04/2021 0.897% 01/01/2025 NON CALLABLE 2274000063	646140DN0 A1	4,731.55 94.631	0.01 0.95	5,000.00 1.00	-268.45	11.21 44.85
5,000.000	NEW JERSEY STATE TURNPIKE AUTH TRANSPORTATION REVENUE DTD 02/04/2021 0.897% 01/01/2025 NON CALLABLE 2274000072	646140DN0 A1	4,731.55 94.631	0.01 0.95	5,000.00 1.00	-268.45	11.21 44.85
15,000.000	NEW JERSEY STATE TURNPIKE AUTH TRANSPORTATION REVENUE DTD 02/04/2021 0.897% 01/01/2025 NON CALLABLE 2274000081	646140DN0 A1	14,194.65 94.631	0.02 0.95	15,000.00 1.00	-805.35	33.64 134.55

DETAIL OF ASSETS HELD

AS OF 9/30/23

ACCOUNT M30024

WTCPUA

SHARES PAR VALUE	ASSET DESCRIPTION	CUSIP NUMBER MOODYS	MARKET VALUE MARKET PRICE	% MKT YLD MKT	COST UNIT COST	UNREALIZED GAIN/LOSS	ACCRUED INCOME EST ANN INCOME
55,000.000	NEW JERSEY STATE TURNPIKE AUTH TRANSPORTATION REVENUE DTD 02/04/2021 0.897% 01/01/2025 NON CALLABLE 2274000090	646140DN0 A1	52,047.05 94.631	0.07 0.95	55,000.00 1.00	-2,952.95	123.34 493.35
65,000.000	NEW JERSEY STATE TURNPIKE AUTH TRANSPORTATION REVENUE DTD 02/04/2021 0.897% 01/01/2025 NON CALLABLE 2274000107	646140DN0 A1	61,510.15 94.631	0.08 0.95	65,000.00 1.00	-3,489.85	145.76 583.05
30,000.000	NEW JERSEY STATE TURNPIKE AUTH TRANSPORTATION REVENUE DTD 02/04/2021 0.897% 01/01/2025 NON CALLABLE 2274000116	646140DN0 A1	28,389.30 94.631	0.04 0.95	30,000.00 1.00	-1,610.70	67.28 269.10
35,000.000	NEW YORK NEW YORK GENERAL OBLIGATION DTD 08/26/2021 0.580% 08/01/2024 NON CALLABLE 2274000063	64966QWU0 AA2	33,581.45 95.947	0.04 0.61	35,000.00 1.00	-1,418.55	33.83 203.00
35,000.000	NEW YORK NEW YORK GENERAL OBLIGATION DTD 08/26/2021 0.580% 08/01/2024 NON CALLABLE 2274000072	64966QWU0 AA2	33,581.45 95.947	0.04 0.61	35,000.00 1.00	-1,418.55	33.83 203.00
60,000.000	NEW YORK NEW YORK GENERAL OBLIGATION DTD 08/26/2021 0.580% 08/01/2024 NON CALLABLE 2274000081	64966QWU0 AA2	57,568.20 95.947	0.07 0.61	60,000.00 1.00	-2,431.80	58.00 348.00
260,000.000	NEW YORK NEW YORK GENERAL OBLIGATION DTD 08/26/2021 0.580% 08/01/2024 NON CALLABLE 2274000090	64966QWU0 AA2	249,462.20 95.947	0.31 0.61	260,000.00 1.00	-10,537.80	251.33 1,508.00

DETAIL OF ASSETS HELD

AS OF 9/30/23

ACCOUNT M30024

WTCPUA

SHARES PAR VALUE	ASSET DESCRIPTION	CUSIP NUMBER MOODYS	MARKET VALUE MARKET PRICE	% MKT YLD MKT	COST UNIT COST	UNREALIZED GAIN/LOSS	ACCRUED INCOME EST ANN INCOME
305,000.000	NEW YORK NEW YORK GENERAL OBLIGATION DTD 08/26/2021 0.580% 08/01/2024 NON CALLABLE 2274000107	64966QWU0 AA2	292,638.35 95.947	0.36 0.61	305,000.00 1.00	-12,361.65	294.83 1,769.00
135,000.000	NEW YORK NEW YORK GENERAL OBLIGATION DTD 08/26/2021 0.580% 08/01/2024 NON CALLABLE 2274000116	64966QWU0 AA2	129,528.45 95.947	0.16 0.61	135,000.00 1.00	-5,471.55	130.50 783.00
15,000.000	NEW YORK CITY NEW YORK TRANSITIONAL REVENUE BONDS DTD 09/24/2020 1.250% 05/01/2026 NON CALLABLE 2274000063	64971XSW9 AA1	13,518.30 90.122	0.02 1.39	13,528.50 0.90	-10.20	78.13 187.50
20,000.000	NEW YORK CITY NEW YORK TRANSITIONAL REVENUE BONDS DTD 09/24/2020 1.250% 05/01/2026 NON CALLABLE 2274000072	64971XSW9 AA1	18,024.40 90.122	0.02 1.39	18,038.00 0.90	-13.60	104.17 250.00
35,000.000	NEW YORK CITY NEW YORK TRANSITIONAL REVENUE BONDS DTD 09/24/2020 1.250% 05/01/2026 NON CALLABLE 2274000081	64971XSW9 AA1	31,542.70 90.122	0.04 1.39	31,566.50 0.90	-23.80	182.29 437.50
155,000.000	NEW YORK CITY NEW YORK TRANSITIONAL REVENUE BONDS DTD 09/24/2020 1.250% 05/01/2026 NON CALLABLE 2274000090	64971XSW9 AA1	139,689.10 90.122	0.17 1.39	139,794.50 0.90	-105.40	807.29 1,937.50
180,000.000	NEW YORK CITY NEW YORK TRANSITIONAL REVENUE BONDS DTD 09/24/2020 1.250% 05/01/2026 NON CALLABLE 2274000107	64971XSW9 AA1	162,219.60 90.122	0.20 1.39	162,342.00 0.90	-122.40	937.50 2,250.00

DETAIL OF ASSETS HELD

AS OF 9/30/23

ACCOUNT M30024

WTCPUA

SHARES PAR VALUE	ASSET DESCRIPTION	CUSIP NUMBER MOODYS	MARKET VALUE MARKET PRICE	% MKT YLD MKT	COST UNIT COST	UNREALIZED GAIN/LOSS	ACCRUED INCOME EST ANN INCOME
80,000.000	NEW YORK CITY NEW YORK TRANSITIONAL REVENUE BONDS DTD 09/24/2020 1.250% 05/01/2026 NON CALLABLE 2274000116	64971XSW9 AA1	72,097.60 90.122	0.09 1.39	72,152.00 0.90	-54.40	416.67 1,000.00
20,000.000	NEW YORK NEW YORK HIGHER EDUCATION DTD 07/22/2021 0.640% 07/15/2024 NON CALLABLE ST AID WITHHLDG 2274000063	64972H5D0 AA2	19,241.00 96.205	0.02 0.67	20,000.00 1.00	-759.00	27.02 128.00
20,000.000	NEW YORK NEW YORK HIGHER EDUCATION DTD 07/22/2021 0.640% 07/15/2024 NON CALLABLE ST AID WITHHLDG 2274000072	64972H5D0 AA2	19,241.00 96.205	0.02 0.67	20,000.00 1.00	-759.00	27.02 128.00
35,000.000	NEW YORK NEW YORK HIGHER EDUCATION DTD 07/22/2021 0.640% 07/15/2024 NON CALLABLE ST AID WITHHLDG 2274000081	64972H5D0 AA2	33,671.75 96.205	0.04 0.67	35,000.00 1.00	-1,328.25	47.29 224.00
160,000.000	NEW YORK NEW YORK HIGHER EDUCATION DTD 07/22/2021 0.640% 07/15/2024 NON CALLABLE ST AID WITHHLDG 2274000090	64972H5D0 AA2	153,928.00 96.205	0.19 0.67	160,000.00 1.00	-6,072.00	216.18 1,024.00
185,000.000	NEW YORK NEW YORK HIGHER EDUCATION DTD 07/22/2021 0.640% 07/15/2024 NON CALLABLE ST AID WITHHLDG 2274000107	64972H5D0 AA2	177,979.25 96.205	0.22 0.67	185,000.00 1.00	-7,020.75	249.96 1,184.00

DETAIL OF ASSETS HELD

AS OF 9/30/23

ACCOUNT M30024

WTCPUA

SHARES PAR VALUE	ASSET DESCRIPTION	CUSIP NUMBER MOODYS	MARKET VALUE MARKET PRICE	% MKT YLD MKT	COST UNIT COST	UNREALIZED GAIN/LOSS	ACCRUED INCOME EST ANN INCOME
80,000.000	NEW YORK NEW YORK HIGHER EDUCATION DTD 07/22/2021 0.640% 07/15/2024 NON CALLABLE ST AID WITHHLDG 2274000116	64972H5D0 AA2	76,964.00 96.205	0.10 0.67	80,000.00 1.00	-3,036.00	108.09 512.00
25,000.000	NEW YORK STATE DORM AUTH REVENUE BONDS TAXABLE DTD 06/23/2021 0.887% 03/15/2025 NON CALLABLE 2274000063	64990FD43 N/A	23,430.50 93.722	0.03 0.95	25,000.00 1.00	-1,569.50	9.86 221.75
20,000.000	NEW YORK STATE DORM AUTH REVENUE BONDS TAXABLE DTD 06/23/2021 0.887% 03/15/2025 NON CALLABLE 2274000072	64990FD43 N/A	18,744.40 93.722	0.02 0.95	20,000.00 1.00	-1,255.60	7.88 177.40
40,000.000	NEW YORK STATE DORM AUTH REVENUE BONDS TAXABLE DTD 06/23/2021 0.887% 03/15/2025 NON CALLABLE 2274000081	64990FD43 N/A	37,488.80 93.722	0.05 0.95	40,000.00 1.00	-2,511.20	15.77 354.80
175,000.000	NEW YORK STATE DORM AUTH REVENUE BONDS TAXABLE DTD 06/23/2021 0.887% 03/15/2025 NON CALLABLE 2274000090	64990FD43 N/A	164,013.50 93.722	0.20 0.95	175,000.00 1.00	-10,986.50	68.99 1,552.25
205,000.000	NEW YORK STATE DORM AUTH REVENUE BONDS TAXABLE DTD 06/23/2021 0.887% 03/15/2025 NON CALLABLE 2274000107	64990FD43 N/A	192,130.10 93.722	0.24 0.95	205,000.00 1.00	-12,869.90	80.82 1,818.35
90,000.000	NEW YORK STATE DORM AUTH REVENUE BONDS TAXABLE DTD 06/23/2021 0.887% 03/15/2025 NON CALLABLE 2274000116	64990FD43 N/A	84,349.80 93.722	0.10 0.95	90,000.00 1.00	-5,650.20	35.48 798.30

DETAIL OF ASSETS HELD

AS OF 9/30/23

ACCOUNT M30024

WTCPUA

SHARES PAR VALUE	ASSET DESCRIPTION	CUSIP NUMBER MOODYS	MARKET VALUE MARKET PRICE	% MKT YLD MKT	COST UNIT COST	UNREALIZED GAIN/LOSS	ACCRUED INCOME EST ANN INCOME
35,000.000	NEW YORK STATE URBAN DEV REVENUE BONDS DTD 01/16/2019 3.250% 03/15/2025 NON CALLABLE 2274000063	6500358N1 AA1	33,893.30 96.838	0.04 3.36	35,786.49 1.02	-1,893.19	50.56 1,137.50
30,000.000	NEW YORK STATE URBAN DEV REVENUE BONDS DTD 01/16/2019 3.250% 03/15/2025 NON CALLABLE 2274000072	6500358N1 AA1	29,051.40 96.838	0.04 3.36	30,674.18 1.02	-1,622.78	43.33 975.00
60,000.000	NEW YORK STATE URBAN DEV REVENUE BONDS DTD 01/16/2019 3.250% 03/15/2025 NON CALLABLE 2274000081	6500358N1 AA1	58,102.80 96.838	0.07 3.36	61,348.17 1.02	-3,245.37	86.67 1,950.00
270,000.000	NEW YORK STATE URBAN DEV REVENUE BONDS DTD 01/16/2019 3.250% 03/15/2025 NON CALLABLE 2274000090	6500358N1 AA1	261,462.60 96.838	0.32 3.36	276,067.18 1.02	-14,604.58	390.00 8,775.00
315,000.000	NEW YORK STATE URBAN DEV REVENUE BONDS DTD 01/16/2019 3.250% 03/15/2025 NON CALLABLE 2274000107	6500358N1 AA1	305,039.70 96.838	0.38 3.36	322,077.91 1.02	-17,038.21	455.00 10,237.50
140,000.000	NEW YORK STATE URBAN DEV REVENUE BONDS DTD 01/16/2019 3.250% 03/15/2025 NON CALLABLE 2274000116	6500358N1 AA1	135,573.20 96.838	0.17 3.36	143,145.74 1.02	-7,572.54	202.22 4,550.00
25,000.000	NORTH CAROLINA STATE ESTRN MUNI POWER REVENUE DTD 07/31/2015 4.058% 07/01/2025 NON CALLABLE 2274000063	65819WAK9 N/A	24,290.25 97.161	0.03 4.18	25,346.39 1.01	-1,056.14	253.63 1,014.50

DETAIL OF ASSETS HELD

AS OF 9/30/23

ACCOUNT M30024

WTCPUA

SHARES PAR VALUE	ASSET DESCRIPTION	CUSIP NUMBER MOODYS	MARKET VALUE MARKET PRICE	% MKT YLD MKT	COST UNIT COST	UNREALIZED GAIN/LOSS	ACCRUED INCOME EST ANN INCOME
25,000.000	NORTH CAROLINA STATE ESTRN MUNI POWER REVENUE DTD 07/31/2015 4.058% 07/01/2025 NON CALLABLE 2274000072	65819WAK9 N/A	24,290.25 97.161	0.03 4.18	25,346.39 1.01	-1,056.14	253.63 1,014.50
50,000.000	NORTH CAROLINA STATE ESTRN MUNI POWER REVENUE DTD 07/31/2015 4.058% 07/01/2025 NON CALLABLE 2274000081	65819WAK9 N/A	48,580.50 97.161	0.06 4.18	50,692.67 1.01	-2,112.17	507.25 2,029.00
200,000.000	NORTH CAROLINA STATE ESTRN MUNI POWER REVENUE DTD 07/31/2015 4.058% 07/01/2025 NON CALLABLE 2274000090	65819WAK9 N/A	194,322.00 97.161	0.24 4.18	202,771.09 1.01	-8,449.09	2,029.00 8,116.00
235,000.000	NORTH CAROLINA STATE ESTRN MUNI POWER REVENUE DTD 07/31/2015 4.058% 07/01/2025 NON CALLABLE 2274000107	65819WAK9 N/A	228,328.35 97.161	0.28 4.18	238,256.03 1.01	-9,927.68	2,384.08 9,536.30
105,000.000	NORTH CAROLINA STATE ESTRN MUNI POWER REVENUE DTD 07/31/2015 4.058% 07/01/2025 NON CALLABLE 2274000116	65819WAK9 N/A	102,019.05 97.161	0.13 4.18	106,454.62 1.01	-4,435.57	1,065.23 4,260.90
10,000.000	N TEXAS TOLLWAY AUTH REVENUE TRANSPORTATION REVENUE DTD 10/28/2020 1.020% 01/01/2025 NON CALLABLE 2274000063	66285WB54 AA3	9,449.10 94.491	0.01 1.08	10,000.00 1.00	-550.90	25.50 102.00
10,000.000	N TEXAS TOLLWAY AUTH REVENUE TRANSPORTATION REVENUE DTD 10/28/2020 1.020% 01/01/2025 NON CALLABLE 2274000072	66285WB54 AA3	9,449.10 94.491	0.01 1.08	10,000.00 1.00	-550.90	25.50 102.00

DETAIL OF ASSETS HELD

AS OF 9/30/23

ACCOUNT M30024

WTCPUA

SHARES PAR VALUE	ASSET DESCRIPTION	CUSIP NUMBER MOODYS	MARKET VALUE MARKET PRICE	% MKT YLD MKT	COST UNIT COST	UNREALIZED GAIN/LOSS	ACCRUED INCOME EST ANN INCOME
20,000.000	N TEXAS TOLLWAY AUTH REVENUE TRANSPORTATION REVENUE DTD 10/28/2020 1.020% 01/01/2025 NON CALLABLE 2274000081	66285WB54 AA3	18,898.20 94.491	0.02 1.08	20,000.00 1.00	-1,101.80	51.00 204.00
90,000.000	N TEXAS TOLLWAY AUTH REVENUE TRANSPORTATION REVENUE DTD 10/28/2020 1.020% 01/01/2025 NON CALLABLE 2274000090	66285WB54 AA3	85,041.90 94.491	0.11 1.08	90,000.00 1.00	-4,958.10	229.50 918.00
105,000.000	N TEXAS TOLLWAY AUTH REVENUE TRANSPORTATION REVENUE DTD 10/28/2020 1.020% 01/01/2025 NON CALLABLE 2274000107	66285WB54 AA3	99,215.55 94.491	0.12 1.08	105,000.00 1.00	-5,784.45	267.75 1,071.00
45,000.000	N TEXAS TOLLWAY AUTH REVENUE TRANSPORTATION REVENUE DTD 10/28/2020 1.020% 01/01/2025 NON CALLABLE 2274000116	66285WB54 AA3	42,520.95 94.491	0.05 1.08	45,000.00 1.00	-2,479.05	114.75 459.00
30,000.000	NORWALK CONNECTICUT GENERAL OBLIGATION DTD 07/29/2021 0.555% 08/01/2024 NON CALLABLE 2274000063	668844VL4 AAA	28,785.90 95.953	0.04 0.58	30,000.00 1.00	-1,214.10	27.75 166.50
30,000.000	NORWALK CONNECTICUT GENERAL OBLIGATION DTD 07/29/2021 0.555% 08/01/2024 NON CALLABLE 2274000072	668844VL4 AAA	28,785.90 95.953	0.04 0.58	30,000.00 1.00	-1,214.10	27.75 166.50
60,000.000	NORWALK CONNECTICUT GENERAL OBLIGATION DTD 07/29/2021 0.555% 08/01/2024 NON CALLABLE 2274000081	668844VL4 AAA	57,571.80 95.953	0.07 0.58	60,000.00 1.00	-2,428.20	55.50 333.00

DETAIL OF ASSETS HELD

AS OF 9/30/23

ACCOUNT M30024

WTCPUA

SHARES PAR VALUE	ASSET DESCRIPTION	CUSIP NUMBER MOODYS	MARKET VALUE MARKET PRICE	% MKT YLD MKT	COST UNIT COST	UNREALIZED GAIN/LOSS	ACCRUED INCOME EST ANN INCOME
255,000.000	NORWALK CONNECTICUT GENERAL OBLIGATION DTD 07/29/2021 0.555% 08/01/2024 NON CALLABLE 2274000090	668844VL4 AAA	244,680.15 95.953	0.30 0.58	255,000.00 1.00	-10,319.85	235.88 1,415.25
295,000.000	NORWALK CONNECTICUT GENERAL OBLIGATION DTD 07/29/2021 0.555% 08/01/2024 NON CALLABLE 2274000107	668844VL4 AAA	283,061.35 95.953	0.35 0.58	295,000.00 1.00	-11,938.65	272.88 1,637.25
130,000.000	NORWALK CONNECTICUT GENERAL OBLIGATION DTD 07/29/2021 0.555% 08/01/2024 NON CALLABLE 2274000116	668844VL4 AAA	124,738.90 95.953	0.15 0.58	130,000.00 1.00	-5,261.10	120.25 721.50
35,000.000	OKLAHOMA STATE TURNPIKE AUTH TRANSPORTATION REVENUE DTD 10/29/2020 0.904% 01/01/2025 NON CALLABLE 2274000063	679111ZS6 AA3	33,059.95 94.457	0.04 0.96	35,000.00 1.00	-1,940.05	79.10 316.40
35,000.000	OKLAHOMA STATE TURNPIKE AUTH TRANSPORTATION REVENUE DTD 10/29/2020 0.904% 01/01/2025 NON CALLABLE 2274000072	679111ZS6 AA3	33,059.95 94.457	0.04 0.96	35,000.00 1.00	-1,940.05	79.10 316.40
70,000.000	OKLAHOMA STATE TURNPIKE AUTH TRANSPORTATION REVENUE DTD 10/29/2020 0.904% 01/01/2025 NON CALLABLE 2274000081	679111ZS6 AA3	66,119.90 94.457	0.08 0.96	70,000.00 1.00	-3,880.10	158.20 632.80
285,000.000	OKLAHOMA STATE TURNPIKE AUTH TRANSPORTATION REVENUE DTD 10/29/2020 0.904% 01/01/2025 NON CALLABLE 2274000090	679111ZS6 AA3	269,202.45 94.457	0.33 0.96	285,000.00 1.00	-15,797.55	644.10 2,576.40

DETAIL OF ASSETS HELD

AS OF 9/30/23

ACCOUNT M30024

WTCPUA

SHARES PAR VALUE	ASSET DESCRIPTION	CUSIP NUMBER MOODYS	MARKET VALUE MARKET PRICE	% MKT YLD MKT	COST UNIT COST	UNREALIZED GAIN/LOSS	ACCRUED INCOME EST ANN INCOME
335,000.000	OKLAHOMA STATE TURNPIKE AUTH TRANSPORTATION REVENUE DTD 10/29/2020 0.904% 01/01/2025 NON CALLABLE 2274000107	679111ZS6 AA3	316,430.95 94.457	0.39 0.96	335,000.00 1.00	-18,569.05	757.10 3,028.40
85,000.000	OKLAHOMA STATE TURNPIKE AUTH TRANSPORTATION REVENUE DTD 10/29/2020 0.904% 01/01/2025 NON CALLABLE 2274000116	679111ZS6 AA3	80,288.45 94.457	0.10 0.96	85,000.00 1.00	-4,711.55	192.10 768.40
15,000.000	OREGON STATE GENERAL OBLIGATION DTD 05/17/2022 3.062% 05/01/2025 NON CALLABLE 2274000063	68609T7E2 AA1	14,485.95 96.573	0.02 3.17	15,000.00 1.00	-514.05	191.38 459.30
15,000.000	OREGON STATE GENERAL OBLIGATION DTD 05/17/2022 3.062% 05/01/2025 NON CALLABLE 2274000072	68609T7E2 AA1	14,485.95 96.573	0.02 3.17	15,000.00 1.00	-514.05	191.38 459.30
30,000.000	OREGON STATE GENERAL OBLIGATION DTD 05/17/2022 3.062% 05/01/2025 NON CALLABLE 2274000081	68609T7E2 AA1	28,971.90 96.573	0.04 3.17	30,000.00 1.00	-1,028.10	382.75 918.60
120,000.000	OREGON STATE GENERAL OBLIGATION DTD 05/17/2022 3.062% 05/01/2025 NON CALLABLE 2274000090	68609T7E2 AA1	115,887.60 96.573	0.14 3.17	120,000.00 1.00	-4,112.40	1,531.00 3,674.40
145,000.000	OREGON STATE GENERAL OBLIGATION DTD 05/17/2022 3.062% 05/01/2025 NON CALLABLE 2274000107	68609T7E2 AA1	140,030.85 96.573	0.17 3.17	145,000.00 1.00	-4,969.15	1,849.96 4,439.90

DETAIL OF ASSETS HELD

AS OF 9/30/23

ACCOUNT M30024

WTCPUA

SHARES PAR VALUE	ASSET DESCRIPTION	CUSIP NUMBER MOODYS	MARKET VALUE MARKET PRICE	% MKT YLD MKT	COST UNIT COST	UNREALIZED GAIN/LOSS	ACCRUED INCOME EST ANN INCOME
65,000.000	OREGON STATE GENERAL OBLIGATION DTD 05/17/2022 3.062% 05/01/2025 NON CALLABLE 2274000116	68609T7E2 AA1	62,772.45 96.573	0.08 3.17	65,000.00 1.00	-2,227.55	829.29 1,990.30
30,000.000	PENNSYLVANIA STATE ECON DEV FINGA HIGHER EDUCATION DTD 04/28/2021 0.739% 06/15/2024 NON CALLABLE 2274000063	70869PMP9 AA3	28,986.30 96.621	0.04 0.77	29,860.80 1.00	-874.50	65.28 221.70
35,000.000	PENNSYLVANIA STATE ECON DEV FINGA HIGHER EDUCATION DTD 04/28/2021 0.739% 06/15/2024 NON CALLABLE 2274000072	70869PMP9 AA3	33,817.35 96.621	0.04 0.77	34,837.60 1.00	-1,020.25	76.16 258.65
65,000.000	PENNSYLVANIA STATE ECON DEV FINGA HIGHER EDUCATION DTD 04/28/2021 0.739% 06/15/2024 NON CALLABLE 2274000081	70869PMP9 AA3	62,803.65 96.621	0.08 0.77	64,698.40 1.00	-1,894.75	141.44 480.35
265,000.000	PENNSYLVANIA STATE ECON DEV FINGA HIGHER EDUCATION DTD 04/28/2021 0.739% 06/15/2024 NON CALLABLE 2274000090	70869PMP9 AA3	256,045.65 96.621	0.32 0.77	263,770.40 1.00	-7,724.75	576.63 1,958.35
315,000.000	PENNSYLVANIA STATE ECON DEV FINGA HIGHER EDUCATION DTD 04/28/2021 0.739% 06/15/2024 NON CALLABLE 2274000107	70869PMP9 AA3	304,356.15 96.621	0.38 0.77	313,538.40 1.00	-9,182.25	685.42 2,327.85
135,000.000	PENNSYLVANIA STATE ECON DEV FINGA HIGHER EDUCATION DTD 04/28/2021 0.739% 06/15/2024 NON CALLABLE 2274000116	70869PMP9 AA3	130,438.35 96.621	0.16 0.77	134,373.60 1.00	-3,935.25	293.75 997.65

DETAIL OF ASSETS HELD

AS OF 9/30/23

ACCOUNT M30024

WTCPUA

SHARES PAR VALUE	ASSET DESCRIPTION	CUSIP NUMBER MOODYS	MARKET VALUE MARKET PRICE	% MKT YLD MKT	COST UNIT COST	UNREALIZED GAIN/LOSS	ACCRUED INCOME EST ANN INCOME
30,000.000	REEDY CREEK FLORIDA IMPT DIST GENERAL OBLIGATION DTD 02/27/2020 1.669% 06/01/2024 NON CALLABLE 2274000063	758449RV6 AA3	29,201.10 97.337	0.04 1.72	30,283.17 1.01	-1,082.07	166.90 500.70
30,000.000	REEDY CREEK FLORIDA IMPT DIST GENERAL OBLIGATION DTD 02/27/2020 1.669% 06/01/2024 NON CALLABLE 2274000072	758449RV6 AA3	29,201.10 97.337	0.04 1.72	30,283.17 1.01	-1,082.07	166.90 500.70
55,000.000	REEDY CREEK FLORIDA IMPT DIST GENERAL OBLIGATION DTD 02/27/2020 1.669% 06/01/2024 NON CALLABLE 2274000081	758449RV6 AA3	53,535.35 97.337	0.07 1.72	55,519.09 1.01	-1,983.74	305.98 917.95
255,000.000	REEDY CREEK FLORIDA IMPT DIST GENERAL OBLIGATION DTD 02/27/2020 1.669% 06/01/2024 NON CALLABLE 2274000090	758449RV6 AA3	248,209.35 97.337	0.31 1.72	257,406.69 1.01	-9,197.34	1,418.65 4,255.95
300,000.000	REEDY CREEK FLORIDA IMPT DIST GENERAL OBLIGATION DTD 02/27/2020 1.669% 06/01/2024 NON CALLABLE 2274000107	758449RV6 AA3	292,011.00 97.337	0.36 1.72	302,832.00 1.01	-10,821.00	1,669.00 5,007.00
125,000.000	REEDY CREEK FLORIDA IMPT DIST GENERAL OBLIGATION DTD 02/27/2020 1.669% 06/01/2024 NON CALLABLE 2274000116	758449RV6 AA3	121,671.25 97.337	0.15 1.72	126,180.00 1.01	-4,508.75	695.42 2,086.25
10,000.000	SALES TAX SECURITIZATION ILLINOIS REVENUE BONDS DTD 02/02/2023 4.558% 01/01/2026 NON CALLABLE 2274000063	79467BFV2 N/A	9,792.90 97.929	0.01 4.66	10,000.00 1.00	-207.10	302.60 455.80

AS OF 9/30/23

ACCOUNT M30024

WTCPUA

SHARES PAR VALUE	ASSET DESCRIPTION	CUSIP NUMBER MOODYS	MARKET VALUE MARKET PRICE	% MKT YLD MKT	COST UNIT COST	UNREALIZED GAIN/LOSS	ACCRUED INCOME EST ANN INCOME
10,000.000	SALES TAX SECURITIZATION ILLINOIS REVENUE BONDS DTD 02/02/2023 4.558% 01/01/2026 NON CALLABLE 2274000072	79467BFV2 N/A	9,792.90 97.929	0.01 4.66	10,000.00 1.00	-207.10	302.60 455.80
20,000.000	SALES TAX SECURITIZATION ILLINOIS REVENUE BONDS DTD 02/02/2023 4.558% 01/01/2026 NON CALLABLE 2274000081	79467BFV2 N/A	19,585.80 97.929	0.03 4.66	20,000.00 1.00	-414.20	605.20 911.60
75,000.000	SALES TAX SECURITIZATION ILLINOIS REVENUE BONDS DTD 02/02/2023 4.558% 01/01/2026 NON CALLABLE 2274000090	79467BFV2 N/A	73,446.75 97.929	0.09 4.66	75,000.00 1.00	-1,553.25	2,269.50 3,418.50
90,000.000	SALES TAX SECURITIZATION ILLINOIS REVENUE BONDS DTD 02/02/2023 4.558% 01/01/2026 NON CALLABLE 2274000107	79467BFV2 N/A	88,136.10 97.929	0.11 4.66	90,000.00 1.00	-1,863.90	2,723.40 4,102.20
40,000.000	SALES TAX SECURITIZATION ILLINOIS REVENUE BONDS DTD 02/02/2023 4.558% 01/01/2026 NON CALLABLE 2274000116	79467BFV2 N/A	39,171.60 97.929	0.05 4.66	40,000.00 1.00	-828.40	1,210.40 1,823.20
30,000.000	SAN ANTONIO TEXAS GENERAL OBLIGATION DTD 08/31/2023 5.635% 02/01/2026 CALLABLE 2274000063	79623PQQ1 AAA	30,028.50 100.095	0.04 5.63	30,000.00 1.00	28.50	145.57 1,690.50
25,000.000	SAN ANTONIO TEXAS GENERAL OBLIGATION DTD 08/31/2023 5.635% 02/01/2026 CALLABLE 2274000072	79623PQQ1 AAA	25,023.75 100.095	0.03 5.63	25,000.00 1.00	23.75	121.31 1,408.75

DETAIL OF ASSETS HELD

AS OF 9/30/23

ACCOUNT M30024

WTCPUA

SHARES PAR VALUE	ASSET DESCRIPTION	CUSIP NUMBER MOODYS	MARKET VALUE MARKET PRICE	% MKT YLD MKT	COST UNIT COST	UNREALIZED GAIN/LOSS	ACCRUED INCOME EST ANN INCOME
50,000.000	SAN ANTONIO TEXAS GENERAL OBLIGATION DTD 08/31/2023 5.635% 02/01/2026 CALLABLE 2274000081	79623PQQ1 AAA	50,047.50 100.095	0.06 5.63	50,000.00 1.00	47.50	242.62 2,817.50
215,000.000	SAN ANTONIO TEXAS GENERAL OBLIGATION DTD 08/31/2023 5.635% 02/01/2026 CALLABLE 2274000090	79623PQQ1 AAA	215,204.25 100.095	0.27 5.63	215,000.00 1.00	204.25	1,043.26 12,115.25
255,000.000	SAN ANTONIO TEXAS GENERAL OBLIGATION DTD 08/31/2023 5.635% 02/01/2026 CALLABLE 2274000107	79623PQQ1 AAA	255,242.25 100.095	0.32 5.63	255,000.00 1.00	242.25	1,237.35 14,369.25
110,000.000	SAN ANTONIO TEXAS GENERAL OBLIGATION DTD 08/31/2023 5.635% 02/01/2026 CALLABLE 2274000116	79623PQQ1 AAA	110,104.50 100.095	0.14 5.63	110,000.00 1.00	104.50	533.76 6,198.50
10,000.000	SAN ANTONIO TEXAS ELEC & GAS REVENUE UTILITIES REVENUE DTD 04/13/2022 3.041% 02/01/2025 NON CALLABLE 2274000063	79625GFB4 AA2	9,675.50 96.755	0.01 3.14	10,000.00 1.00	-324.50	50.68 304.10
10,000.000	SAN ANTONIO TEXAS ELEC & GAS REVENUE UTILITIES REVENUE DTD 04/13/2022 3.041% 02/01/2025 NON CALLABLE 2274000072	79625GFB4 AA2	9,675.50 96.755	0.01 3.14	10,000.00 1.00	-324.50	50.68 304.10
25,000.000	SAN ANTONIO TEXAS ELEC & GAS REVENUE UTILITIES REVENUE DTD 04/13/2022 3.041% 02/01/2025 NON CALLABLE 2274000081	79625GFB4 AA2	24,188.75 96.755	0.03 3.14	25,000.00 1.00	-811.25	126.71 760.25

DETAIL OF ASSETS HELD

AS OF 9/30/23

ACCOUNT M30024

WTCPUA

SHARES PAR VALUE	ASSET DESCRIPTION	CUSIP NUMBER MOODYS	MARKET VALUE MARKET PRICE	% MKT YLD MKT	COST UNIT COST	UNREALIZED GAIN/LOSS	ACCRUED INCOME EST ANN INCOME
95,000.000	SAN ANTONIO TEXAS ELEC & GAS REVENUE UTILITIES REVENUE DTD 04/13/2022 3.041% 02/01/2025 NON CALLABLE 2274000090	79625GFB4 AA2	91,917.25 96.755	0.11 3.14	95,000.00 1.00	-3,082.75	481.49 2,888.95
110,000.000	SAN ANTONIO TEXAS ELEC & GAS REVENUE UTILITIES REVENUE DTD 04/13/2022 3.041% 02/01/2025 NON CALLABLE 2274000107	79625GFB4 AA2	106,430.50 96.755	0.13 3.14	110,000.00 1.00	-3,569.50	557.52 3,345.10
50,000.000	SAN ANTONIO TEXAS ELEC & GAS REVENUE UTILITIES REVENUE DTD 04/13/2022 3.041% 02/01/2025 NON CALLABLE 2274000116	79625GFB4 AA2	48,377.50 96.755	0.06 3.14	50,000.00 1.00	-1,622.50	253.42 1,520.50
30,000.000	SAN DIEGO CALIFORNIA CMNTY CLG DIST GENERAL OBLIGATION DTD 12/28/2021 1.445% 08/01/2026 NON CALLABLE 2274000063	797272RN3 AA1	27,138.60 90.462	0.03 1.60	27,230.44 0.91	-91.84	72.25 433.50
30,000.000	SAN DIEGO CALIFORNIA CMNTY CLG DIST GENERAL OBLIGATION DTD 12/28/2021 1.445% 08/01/2026 NON CALLABLE 2274000072	797272RN3 AA1	27,138.60 90.462	0.03 1.60	27,230.44 0.91	-91.84	72.25 433.50
60,000.000	SAN DIEGO CALIFORNIA CMNTY CLG DIST GENERAL OBLIGATION DTD 12/28/2021 1.445% 08/01/2026 NON CALLABLE 2274000081	797272RN3 AA1	54,277.20 90.462	0.07 1.60	54,460.88 0.91	-183.68	144.50 867.00
250,000.000	SAN DIEGO CALIFORNIA CMNTY CLG DIST GENERAL OBLIGATION DTD 12/28/2021 1.445% 08/01/2026 NON CALLABLE 2274000090	797272RN3 AA1	226,155.00 90.462	0.28 1.60	226,920.32 0.91	-765.32	602.08 3,612.50

AS OF 9/30/23

ACCOUNT M30024

WTCPUA

SHARES PAR VALUE	ASSET DESCRIPTION	CUSIP NUMBER MOODYS	MARKET VALUE MARKET PRICE	% MKT YLD MKT	COST UNIT COST	UNREALIZED GAIN/LOSS	ACCRUED INCOME EST ANN INCOME
295,000.000	SAN DIEGO CALIFORNIA CMNTY CLG DIST GENERAL OBLIGATION DTD 12/28/2021 1.445% 08/01/2026 NON CALLABLE 2274000107	797272RN3 AA1	266,862.90 90.462	0.33 1.60	267,765.98 0.91	-903.08	710.46 4,262.75
130,000.000	SAN DIEGO CALIFORNIA CMNTY CLG DIST GENERAL OBLIGATION DTD 12/28/2021 1.445% 08/01/2026 NON CALLABLE 2274000116	797272RN3 AA1	117,600.60 90.462	0.15 1.60	117,998.57 0.91	-397.97	313.08 1,878.50
30,000.000	SANTA CLARA VLY CALIFORNIA WTR DIST UTILITIES REVENUE DTD 10/14/2020 0.575% 06/01/2024 NON CALLABLE 2274000063	80168FNW2 AA1	29,038.20 96.794	0.04 0.60	30,000.00 1.00	-961.80	57.50 172.50
30,000.000	SANTA CLARA VLY CALIFORNIA WTR DIST UTILITIES REVENUE DTD 10/14/2020 0.575% 06/01/2024 NON CALLABLE 2274000072	80168FNW2 AA1	29,038.20 96.794	0.04 0.60	30,000.00 1.00	-961.80	57.50 172.50
60,000.000	SANTA CLARA VLY CALIFORNIA WTR DIST UTILITIES REVENUE DTD 10/14/2020 0.575% 06/01/2024 NON CALLABLE 2274000081	80168FNW2 AA1	58,076.40 96.794	0.07 0.60	60,000.00 1.00	-1,923.60	115.00 345.00
245,000.000	SANTA CLARA VLY CALIFORNIA WTR DIST UTILITIES REVENUE DTD 10/14/2020 0.575% 06/01/2024 NON CALLABLE 2274000090	80168FNW2 AA1	237,145.30 96.794	0.29 0.60	245,000.00 1.00	-7,854.70	469.58 1,408.75
285,000.000	SANTA CLARA VLY CALIFORNIA WTR DIST UTILITIES REVENUE DTD 10/14/2020 0.575% 06/01/2024 NON CALLABLE 2274000107	80168FNW2 AA1	275,862.90 96.794	0.34 0.60	285,000.00 1.00	-9,137.10	546.25 1,638.75

DETAIL OF ASSETS HELD

AS OF 9/30/23

ACCOUNT M30024

WTCPUA

SHARES PAR VALUE	ASSET DESCRIPTION	CUSIP NUMBER MOODYS	MARKET VALUE MARKET PRICE	% MKT YLD MKT	COST UNIT COST	UNREALIZED GAIN/LOSS	ACCRUED INCOME EST ANN INCOME
125,000.000	SANTA CLARA VLY CALIFORNIA WTR DIST UTILITIES REVENUE DTD 10/14/2020 0.575% 06/01/2024 NON CALLABLE 2274000116	80168FNW2 AA1	120,992.50 96.794	0.15 0.60	125,000.00 1.00	-4,007.50	239.58 718.75
20,000.000	SPRING TEXAS INDEP SCH DIST GENERAL OBLIGATION DTD 12/14/2021 0.980% 08/15/2024 NON CALLABLE PSF-GTD 2274000063	8500008H6 AAA	19,256.80 96.284	0.02 1.02	20,000.00 1.00	-743.20	25.04 196.00
20,000.000	SPRING TEXAS INDEP SCH DIST GENERAL OBLIGATION DTD 12/14/2021 0.980% 08/15/2024 NON CALLABLE PSF-GTD 2274000072	8500008H6 AAA	19,256.80 96.284	0.02 1.02	20,000.00 1.00	-743.20	25.04 196.00
35,000.000	SPRING TEXAS INDEP SCH DIST GENERAL OBLIGATION DTD 12/14/2021 0.980% 08/15/2024 NON CALLABLE PSF-GTD 2274000081	8500008H6 AAA	33,699.40 96.284	0.04 1.02	35,000.00 1.00	-1,300.60	43.83 343.00
160,000.000	SPRING TEXAS INDEP SCH DIST GENERAL OBLIGATION DTD 12/14/2021 0.980% 08/15/2024 NON CALLABLE PSF-GTD 2274000090	8500008H6 AAA	154,054.40 96.284	0.19 1.02	160,000.00 1.00	-5,945.60	200.36 1,568.00
185,000.000	SPRING TEXAS INDEP SCH DIST GENERAL OBLIGATION DTD 12/14/2021 0.980% 08/15/2024 NON CALLABLE PSF-GTD 2274000107	8500008H6 AAA	178,125.40 96.284	0.22 1.02	185,000.00 1.00	-6,874.60	231.66 1,813.00

DETAIL OF ASSETS HELD

AS OF 9/30/23

ACCOUNT M30024

WTCPUA

SHARES PAR VALUE	ASSET DESCRIPTION	CUSIP NUMBER MOODYS	MARKET VALUE MARKET PRICE	% MKT YLD MKT	COST UNIT COST	UNREALIZED GAIN/LOSS	ACCRUED INCOME EST ANN INCOME
80,000.000	SPRING TEXAS INDEP SCH DIST GENERAL OBLIGATION DTD 12/14/2021 0.980% 08/15/2024 NON CALLABLE PSF-GTD 2274000116	8500008H6 AAA	77,027.20 96.284	0.10 1.02	80,000.00 1.00	-2,972.80	100.18 784.00
35,000.000	UNIV OF NORTH CAROLINA HIGHER EDUCATION DTD 03/01/2016 2.529% 12/01/2026 NON CALLABLE 2274000063	914713N73 AAA	32,457.60 92.736	0.04 2.73	33,389.42 0.95	-931.82	295.05 885.15
35,000.000	UNIV OF NORTH CAROLINA HIGHER EDUCATION DTD 03/01/2016 2.529% 12/01/2026 NON CALLABLE 2274000072	914713N73 AAA	32,457.60 92.736	0.04 2.73	33,389.42 0.95	-931.82	295.05 885.15
65,000.000	UNIV OF NORTH CAROLINA HIGHER EDUCATION DTD 03/01/2016 2.529% 12/01/2026 NON CALLABLE 2274000081	914713N73 AAA	60,278.40 92.736	0.08 2.73	62,008.92 0.95	-1,730.52	547.95 1,643.85
275,000.000	UNIV OF NORTH CAROLINA HIGHER EDUCATION DTD 03/01/2016 2.529% 12/01/2026 NON CALLABLE 2274000090	914713N73 AAA	255,024.00 92.736	0.32 2.73	262,345.44 0.95	-7,321.44	2,318.25 6,954.75
325,000.000	UNIV OF NORTH CAROLINA HIGHER EDUCATION DTD 03/01/2016 2.529% 12/01/2026 NON CALLABLE 2274000107	914713N73 AAA	301,392.00 92.736	0.37 2.73	310,044.61 0.95	-8,652.61	2,739.75 8,219.25
145,000.000	UNIV OF NORTH CAROLINA HIGHER EDUCATION DTD 03/01/2016 2.529% 12/01/2026 NON CALLABLE 2274000116	914713N73 AAA	134,467.20 92.736	0.17 2.73	138,327.60 0.95	-3,860.40	1,222.35 3,667.05

DETAIL OF ASSETS HELD

AS OF 9/30/23

ACCOUNT M30024

WTCPUA

SHARES PAR VALUE	ASSET DESCRIPTION	CUSIP NUMBER MOODYS	MARKET VALUE MARKET PRICE	% MKT YLD MKT	COST UNIT COST	UNREALIZED GAIN/LOSS	ACCRUED INCOME EST ANN INCOME
20,000.000	UNIV OF NORTH CAROLINA CHARLOTTE HIGHER EDUCATION DTD 12/09/2021 0.973% 04/01/2024 NON CALLABLE AGM 2274000063	914716V28 AA3	19,552.00 97.760	0.03 1.00	20,000.00 1.00	-448.00	97.30 194.60
20,000.000	UNIV OF NORTH CAROLINA CHARLOTTE HIGHER EDUCATION DTD 12/09/2021 0.973% 04/01/2024 NON CALLABLE AGM 2274000072	914716V28 AA3	19,552.00 97.760	0.03 1.00	20,000.00 1.00	-448.00	97.30 194.60
35,000.000	UNIV OF NORTH CAROLINA CHARLOTTE HIGHER EDUCATION DTD 12/09/2021 0.973% 04/01/2024 NON CALLABLE AGM 2274000081	914716V28 AA3	34,216.00 97.760	0.04 1.00	35,000.00 1.00	-784.00	170.28 340.55
160,000.000	UNIV OF NORTH CAROLINA CHARLOTTE HIGHER EDUCATION DTD 12/09/2021 0.973% 04/01/2024 NON CALLABLE AGM 2274000090	914716V28 AA3	156,416.00 97.760	0.19 1.00	160,000.00 1.00	-3,584.00	778.40 1,556.80
185,000.000	UNIV OF NORTH CAROLINA CHARLOTTE HIGHER EDUCATION DTD 12/09/2021 0.973% 04/01/2024 NON CALLABLE AGM 2274000107	914716V28 AA3	180,856.00 97.760	0.22 1.00	185,000.00 1.00	-4,144.00	900.03 1,800.05
80,000.000	UNIV OF NORTH CAROLINA CHARLOTTE HIGHER EDUCATION DTD 12/09/2021 0.973% 04/01/2024 NON CALLABLE AGM 2274000116	914716V28 AA3	78,208.00 97.760	0.10 1.00	80,000.00 1.00	-1,792.00	389.20 778.40

DETAIL OF ASSETS HELD

AS OF 9/30/23

ACCOUNT M30024

WTCPUA

SHARES PAR VALUE	ASSET DESCRIPTION	CUSIP NUMBER MOODYS	MARKET VALUE MARKET PRICE	% MKT YLD MKT	COST UNIT COST	UNREALIZED GAIN/LOSS	ACCRUED INCOME EST ANN INCOME
15,000.000	UNIV OKLAHOMA REVENUES HIGHER EDUCATION TAXABLE DTD 12/17/2020 1.021% 07/01/2024 NON CALLABLE 2274000063	91476PWG9 N/A	14,486.85 96.579	0.02 1.06	15,024.99 1.00	-538.14	38.29 153.15
15,000.000	UNIV OKLAHOMA REVENUES HIGHER EDUCATION TAXABLE DTD 12/17/2020 1.021% 07/01/2024 NON CALLABLE 2274000072	91476PWG9 N/A	14,486.85 96.579	0.02 1.06	15,024.99 1.00	-538.14	38.29 153.15
30,000.000	UNIV OKLAHOMA REVENUES HIGHER EDUCATION TAXABLE DTD 12/17/2020 1.021% 07/01/2024 NON CALLABLE 2274000081	91476PWG9 N/A	28,973.70 96.579	0.04 1.06	30,049.96 1.00	-1,076.26	76.58 306.30
120,000.000	UNIV OKLAHOMA REVENUES HIGHER EDUCATION TAXABLE DTD 12/17/2020 1.021% 07/01/2024 NON CALLABLE 2274000090	91476PWG9 N/A	115,894.80 96.579	0.14 1.06	120,199.84 1.00	-4,305.04	306.30 1,225.20
140,000.000	UNIV OKLAHOMA REVENUES HIGHER EDUCATION TAXABLE DTD 12/17/2020 1.021% 07/01/2024 NON CALLABLE 2274000107	91476PWG9 N/A	135,210.60 96.579	0.17 1.06	140,233.43 1.00	-5,022.83	357.35 1,429.40
125,000.000	UNIV OKLAHOMA REVENUES HIGHER EDUCATION TAXABLE DTD 12/17/2020 1.021% 07/01/2024 NON CALLABLE 2274000116	91476PWG9 N/A	120,723.75 96.579	0.15 1.06	125,208.29 1.00	-4,484.54	319.06 1,276.25
45,000.000	WASHINGTON STATE GENERAL OBLIGATION DTD 08/18/2021 0.470% 08/01/2024 NON CALLABLE 2274000063	93974ETF3 AAA	43,176.15 95.947	0.05 0.49	45,000.00 1.00	-1,823.85	35.25 211.50

DETAIL OF ASSETS HELD

AS OF 9/30/23

ACCOUNT M30024

WTCPUA

SHARES PAR VALUE	ASSET DESCRIPTION	CUSIP NUMBER MOODYS	MARKET VALUE MARKET PRICE	% MKT YLD MKT	COST UNIT COST	UNREALIZED GAIN/LOSS	ACCRUED INCOME EST ANN INCOME
45,000.000	WASHINGTON STATE GENERAL OBLIGATION DTD 08/18/2021 0.470% 08/01/2024 NON CALLABLE 2274000072	93974ETF3 AAA	43,176.15 95.947	0.05 0.49	45,000.00 1.00	-1,823.85	35.25 211.50
85,000.000	WASHINGTON STATE GENERAL OBLIGATION DTD 08/18/2021 0.470% 08/01/2024 NON CALLABLE 2274000081	93974ETF3 AAA	81,554.95 95.947	0.10 0.49	85,000.00 1.00	-3,445.05	66.58 399.50
365,000.000	WASHINGTON STATE GENERAL OBLIGATION DTD 08/18/2021 0.470% 08/01/2024 NON CALLABLE 2274000090	93974ETF3 AAA	350,206.55 95.947	0.43 0.49	365,000.00 1.00	-14,793.45	285.92 1,715.50
430,000.000	WASHINGTON STATE GENERAL OBLIGATION DTD 08/18/2021 0.470% 08/01/2024 NON CALLABLE 2274000107	93974ETF3 AAA	412,572.10 95.947	0.51 0.49	430,000.00 1.00	-17,427.90	336.83 2,021.00
185,000.000	WASHINGTON STATE GENERAL OBLIGATION DTD 08/18/2021 0.470% 08/01/2024 NON CALLABLE 2274000116	93974ETF3 AAA	177,501.95 95.947	0.22 0.49	185,000.00 1.00	-7,498.05	144.92 869.50
30,000.000	WISCONSIN STATE GEN REVENUE BONDS DTD 08/16/2016 2.333% 05/01/2025 NON CALLABLE 2274000063	977100DB9 AA2	28,615.20 95.384	0.04 2.45	29,138.96 0.97	-523.76	291.63 699.90
30,000.000	WISCONSIN STATE GEN REVENUE BONDS DTD 08/16/2016 2.333% 05/01/2025 NON CALLABLE 2274000072	977100DB9 AA2	28,615.20 95.384	0.04 2.45	29,138.96 0.97	-523.76	291.63 699.90

DETAIL OF ASSETS HELD

AS OF 9/30/23

ACCOUNT M30024

WTCPUA

SHARES PAR VALUE	ASSET DESCRIPTION	CUSIP NUMBER MOODYS	MARKET VALUE MARKET PRICE	% MKT YLD MKT	COST UNIT COST	UNREALIZED GAIN/LOSS	ACCRUED INCOME EST ANN INCOME
55,000.000	WISCONSIN STATE GEN REVENUE BONDS DTD 08/16/2016 2.333% 05/01/2025 NON CALLABLE 2274000081	977100DB9 AA2	52,461.20 95.384	0.07 2.45	53,421.43 0.97	-960.23	534.65 1,283.15
235,000.000	WISCONSIN STATE GEN REVENUE BONDS DTD 08/16/2016 2.333% 05/01/2025 NON CALLABLE 2274000090	977100DB9 AA2	224,152.40 95.384	0.28 2.45	228,255.18 0.97	-4,102.78	2,284.40 5,482.55
280,000.000	WISCONSIN STATE GEN REVENUE BONDS DTD 08/16/2016 2.333% 05/01/2025 NON CALLABLE 2274000107	977100DB9 AA2	267,075.20 95.384	0.33 2.45	271,963.63 0.97	-4,888.43	2,721.83 6,532.40
120,000.000	WISCONSIN STATE GEN REVENUE BONDS DTD 08/16/2016 2.333% 05/01/2025 NON CALLABLE 2274000116	977100DB9 AA2	114,460.80 95.384	0.14 2.45	116,555.84 0.97	-2,095.04	1,166.50 2,799.60
20,000.000	WYANDOTTE CNTY KANSAS UTILITIES REVENUE DTD 09/15/2020 1.129% 09/01/2024 NON CALLABLE 2274000063	982674ND1 A2	19,177.20 95.886	0.02 1.18	20,000.00 1.00	-822.80	18.82 225.80
20,000.000	WYANDOTTE CNTY KANSAS UTILITIES REVENUE DTD 09/15/2020 1.129% 09/01/2024 NON CALLABLE 2274000072	982674ND1 A2	19,177.20 95.886	0.02 1.18	20,000.00 1.00	-822.80	18.82 225.80
35,000.000	WYANDOTTE CNTY KANSAS UTILITIES REVENUE DTD 09/15/2020 1.129% 09/01/2024 NON CALLABLE 2274000081	982674ND1 A2	33,560.10 95.886	0.04 1.18	35,000.00 1.00	-1,439.90	32.93 395.15

DETAIL OF ASSETS HELD

AS OF 9/30/23

ACCOUNT M30024

WTCPUA

SHARES PAR VALUE	ASSET DESCRIPTION	CUSIP NUMBER MOODYS	MARKET VALUE MARKET PRICE	% MKT YLD MKT	COST UNIT COST	UNREALIZED GAIN/LOSS	ACCRUED INCOME EST ANN INCOME
160,000.000	WYANDOTTE CNTY KANSAS UTILITIES REVENUE DTD 09/15/2020 1.129% 09/01/2024 NON CALLABLE 2274000090	982674ND1 A2	153,417.60 95.886	0.19 1.18	160,000.00 1.00	-6,582.40	150.53 1,806.40
185,000.000	WYANDOTTE CNTY KANSAS UTILITIES REVENUE DTD 09/15/2020 1.129% 09/01/2024 NON CALLABLE 2274000107	982674ND1 A2	177,389.10 95.886	0.22 1.18	185,000.00 1.00	-7,610.90	174.05 2,088.65
80,000.000	WYANDOTTE CNTY KANSAS UTILITIES REVENUE DTD 09/15/2020 1.129% 09/01/2024 NON CALLABLE 2274000116	982674ND1 A2	76,708.80 95.886	0.10 1.18	80,000.00 1.00	-3,291.20	75.27 903.20
38,435,000.000	TOTAL MUNICIPAL TAXABLE		36,376,882.90	44.81 1.98	37,682,952.47	-1,306,069.57	198,710.54 718,371.35
38,435,000.000	TOTAL MUNICIPAL OBLIGATIONS		36,376,882.90	44.81 1.98	37,682,952.47	-1,306,069.57	198,710.54 718,371.35
85,699,332.550	TOTAL ACCOUNT		81,188,993.58	100.00 1.95	83,692,018.30	-2,503,024.72	429,964.50 1,585,490.71
	CURRENT PERIOD ACCRUED INCOME 2274000063		16,977.05		16,977.05		
	CURRENT PERIOD ACCRUED INCOME 2274000072		16,705.25		16,705.25		
	CURRENT PERIOD ACCRUED INCOME 2274000081		31,937.83		31,937.83		
	CURRENT PERIOD ACCRUED INCOME 2274000090		134,791.64		134,791.64		



DETAIL OF ASSETS HELD

AS OF 9/30/23

ACCOUNT M30024

WTCPUA

SHARES PAR VALUE	ASSET DESCRIPTION	CUSIP NUMBER MOODYS	MARKET VALUE MARKET PRICE	% MKT YLD MKT	COST UNIT COST	UNREALIZED GAIN/LOSS	ACCRUED INCOME EST ANN INCOME
	CURRENT PERIOD ACCRUED INCOME 2274000107		158,495.99		158,495.99		
	CURRENT PERIOD ACCRUED INCOME 2274000116		71,056.74		71,056.74		
TOTAL VALUE			81,618,958.08		84,121,982.80		



SCHEDULE OF PENDING TRADES

7/01/23 THROUGH 9/30/23

ACCOUNT M30024

WTCPUA

<u>TRADE DATE</u> <u>SETTLE DATE</u>	<u>SHARES /</u> <u>PAR VALUE</u>	<u>DESCRIPTION</u>	<u>TRANSACTION</u> <u>AMOUNT</u>
---	-------------------------------------	--------------------	-------------------------------------

***** NO ACTIVITY FOR THIS PERIOD *****



CASH SUMMARY

7/1/23 THROUGH 9/30/23

ACCOUNT M30024

WTCPUA

	<u>AMOUNT</u>	<u>TOTAL</u>
BEGINNING CASH BALANCE		0.00
CASH RECEIPTS, DISBURSEMENTS & EXPENSES		
ADMINISTRATIVE AND OTHER EXPENSES	-32,652.54	
TOTAL CASH RECPTS, DISB & EXP		-32,652.54
INVESTMENT ACTIVITY		
ASSETS ACQUIRED / PURCHASED	-8,725,656.99	
ASSETS DISPOSED / SOLD	8,412,806.69	
TOTAL INVESTMENT ACTIVITY		-312,850.30
INVESTMENT EARNINGS		
INCOME COLLECTED	345,502.84	
TOTAL INVESTMENT EARNINGS		345,502.84
ENDING CASH BALANCE		0.00



ASSETS ACQUIRED / PURCHASED

7/01/23 THROUGH 9/30/23

ACCOUNT M30024

WTCPUA

EFFECTIVE DATE	DESCRIPTION	SHARES/ PAR VALUE	BROKERAGE COMMISSION	CASH	COST
STIF & MONEY MARKET FUNDS					
	FED HERMES TREASURY OBLIG MMKT-#68				
	NET PURCHASES/REINVESTMENTS FOR THE PERIOD CUSIP 60934N500 2274000063	159,405.350	0.00	-159,405.35	159,405.35
	NET PURCHASES/REINVESTMENTS FOR THE PERIOD CUSIP 60934N500 2274000072	159,218.420	0.00	-159,218.42	159,218.42
	NET PURCHASES/REINVESTMENTS FOR THE PERIOD CUSIP 60934N500 2274000081	214,215.300	0.00	-214,215.30	214,215.30
	NET PURCHASES/REINVESTMENTS FOR THE PERIOD CUSIP 60934N500 2274000090	975,023.490	0.00	-975,023.49	975,023.49
	NET PURCHASES/REINVESTMENTS FOR THE PERIOD CUSIP 60934N500 2274000107	1,147,029.720	0.00	-1,147,029.72	1,147,029.72
	NET PURCHASES/REINVESTMENTS FOR THE PERIOD CUSIP 60934N500 2274000116	491,127.710	0.00	-491,127.71	491,127.71
	TOTAL FOR ASSET	3,146,019.990	0.00	-3,146,019.99	3,146,019.99
	TOTAL STIF & MONEY MARKET FUNDS	3,146,019.990	0.00	-3,146,019.99	3,146,019.99

U.S. GOVERNMENT & AGENCY BONDS

FHLB V-Q 0.900% 7/15/26



ASSETS ACQUIRED / PURCHASED

7/01/23 THROUGH 9/30/23

ACCOUNT M30024

WTCPUA

EFFECTIVE DATE	DESCRIPTION	SHARES/ PAR VALUE	BROKERAGE COMMISSION	CASH	COST
8/22/23	PURCHASED THROUGH FTN FINANCIAL SECURITIES SETTLEMENT DATE 8/23/23 100,000 PAR VALUE AT 90.613 % CUSIP 3130AMZS4 2274000081	100,000.000	0.00	-90,613.00	90,613.00
8/22/23	PURCHASED THROUGH FTN FINANCIAL SECURITIES SETTLEMENT DATE 8/23/23 335,000 PAR VALUE AT 90.613 % CUSIP 3130AMZS4 2274000090	335,000.000	0.00	-303,553.55	303,553.55
8/22/23	PURCHASED THROUGH FTN FINANCIAL SECURITIES SETTLEMENT DATE 8/23/23 395,000 PAR VALUE AT 90.613 % CUSIP 3130AMZS4 2274000107	395,000.000	0.00	-357,921.35	357,921.35
8/22/23	PURCHASED THROUGH FTN FINANCIAL SECURITIES SETTLEMENT DATE 8/23/23 170,000 PAR VALUE AT 90.613 % CUSIP 3130AMZS4 2274000116	170,000.000	0.00	-154,042.10	154,042.10
	TOTAL FOR ASSET	1,000,000.000	0.00	-906,130.00	906,130.00
	FFCB 0.740% 11/24/26				
7/18/23	PURCHASED THROUGH STIFEL, NICOLAUS & CO., INC. SETTLEMENT DATE 7/20/23 65,000 PAR VALUE AT 88.333 % CUSIP 3133EMHC9 2274000063	65,000.000	0.00	-57,416.45	57,416.45



ASSETS ACQUIRED / PURCHASED

7/01/23 THROUGH 9/30/23

ACCOUNT M30024

WTCPUA

EFFECTIVE DATE	DESCRIPTION	SHARES/ PAR VALUE	BROKERAGE COMMISSION	CASH	COST
7/18/23	PURCHASED THROUGH STIFEL, NICOLAUS & CO.,INC. SETTLEMENT DATE 7/20/23 65,000 PAR VALUE AT 88.333 % CUSIP 3133EMHC9 2274000072	65,000.000	0.00	-57,416.45	57,416.45
7/18/23	PURCHASED THROUGH STIFEL, NICOLAUS & CO.,INC. SETTLEMENT DATE 7/20/23 120,000 PAR VALUE AT 88.333 % CUSIP 3133EMHC9 2274000081	120,000.000	0.00	-105,999.60	105,999.60
7/18/23	PURCHASED THROUGH STIFEL, NICOLAUS & CO.,INC. SETTLEMENT DATE 7/20/23 505,000 PAR VALUE AT 88.333 % CUSIP 3133EMHC9 2274000090	505,000.000	0.00	-446,081.65	446,081.65
7/18/23	PURCHASED THROUGH STIFEL, NICOLAUS & CO.,INC. SETTLEMENT DATE 7/20/23 595,000 PAR VALUE AT 88.333 % CUSIP 3133EMHC9 2274000107	595,000.000	0.00	-525,581.35	525,581.35
7/18/23	PURCHASED THROUGH STIFEL, NICOLAUS & CO.,INC. SETTLEMENT DATE 7/20/23 150,000 PAR VALUE AT 88.333 % CUSIP 3133EMHC9 2274000116	150,000.000	0.00	-132,499.50	132,499.50
	TOTAL FOR ASSET	1,500,000.000	0.00	-1,324,995.00	1,324,995.00
	FNMA 0.650% 8/19/26				



ASSETS ACQUIRED / PURCHASED

7/01/23 THROUGH 9/30/23

ACCOUNT M30024

WTCPUA

EFFECTIVE DATE	DESCRIPTION	SHARES/ PAR VALUE	BROKERAGE COMMISSION	CASH	COST
7/18/23	PURCHASED THROUGH FIRST TENNESSEE BANK,N.A.-BOND SETTLEMENT DATE 7/20/23 40,000 PAR VALUE AT 88.853 % CUSIP 3136G4H97 2274000063	40,000.000	0.00	-35,541.20	35,541.20
7/18/23	PURCHASED THROUGH FIRST TENNESSEE BANK,N.A.-BOND SETTLEMENT DATE 7/20/23 36,000 PAR VALUE AT 88.853 % CUSIP 3136G4H97 2274000072	36,000.000	0.00	-31,987.08	31,987.08
7/18/23	PURCHASED THROUGH FIRST TENNESSEE BANK,N.A.-BOND SETTLEMENT DATE 7/20/23 78,000 PAR VALUE AT 88.853 % CUSIP 3136G4H97 2274000081	78,000.000	0.00	-69,305.34	69,305.34
7/18/23	PURCHASED THROUGH FIRST TENNESSEE BANK,N.A.-BOND SETTLEMENT DATE 7/20/23 322,000 PAR VALUE AT 88.853 % CUSIP 3136G4H97 2274000090	322,000.000	0.00	-286,106.66	286,106.66
7/18/23	PURCHASED THROUGH FIRST TENNESSEE BANK,N.A.-BOND SETTLEMENT DATE 7/20/23 378,000 PAR VALUE AT 88.853 % CUSIP 3136G4H97 2274000107	378,000.000	0.00	-335,864.34	335,864.34
7/18/23	PURCHASED THROUGH FIRST TENNESSEE BANK,N.A.-BOND SETTLEMENT DATE 7/20/23 146,000 PAR VALUE AT 88.853 % CUSIP 3136G4H97 2274000116	146,000.000	0.00	-129,725.38	129,725.38
	TOTAL FOR ASSET	1,000,000.000	0.00	-888,530.00	888,530.00



ASSETS ACQUIRED / PURCHASED

7/01/23 THROUGH 9/30/23

ACCOUNT M30024

WTCPUA

EFFECTIVE DATE	DESCRIPTION	SHARES/ PAR VALUE	BROKERAGE COMMISSION	CASH	COST
	TOTAL U.S. GOVERNMENT & AGENCY BONDS	3,500,000.000	0.00	-3,119,655.00	3,119,655.00

MUNICIPAL OBLIGATIONS

EFFECTIVE DATE	DESCRIPTION	SHARES/ PAR VALUE	BROKERAGE COMMISSION	CASH	COST
	AUSTIN TX ELEC UTIL 3.006% 11/15/26				
8/22/23	PURCHASED THROUGH PIPER JAFFRAY & CO. SETTLEMENT DATE 8/24/23 35,000 PAR VALUE AT 94.018 % CUSIP 052414NV7 2274000063	35,000.000	0.00	-32,906.30	32,906.30
8/22/23	PURCHASED THROUGH PIPER JAFFRAY & CO. SETTLEMENT DATE 8/24/23 35,000 PAR VALUE AT 94.018 % CUSIP 052414NV7 2274000072	35,000.000	0.00	-32,906.30	32,906.30
8/22/23	PURCHASED THROUGH PIPER JAFFRAY & CO. SETTLEMENT DATE 8/24/23 65,000 PAR VALUE AT 94.018 % CUSIP 052414NV7 2274000081	65,000.000	0.00	-61,111.70	61,111.70
8/22/23	PURCHASED THROUGH PIPER JAFFRAY & CO. SETTLEMENT DATE 8/24/23 285,000 PAR VALUE AT 94.018 % CUSIP 052414NV7 2274000090	285,000.000	0.00	-267,951.30	267,951.30
8/22/23	PURCHASED THROUGH PIPER JAFFRAY & CO. SETTLEMENT DATE 8/24/23 335,000 PAR VALUE AT 94.018 % CUSIP 052414NV7 2274000107	335,000.000	0.00	-314,960.30	314,960.30



ASSETS ACQUIRED / PURCHASED

7/01/23 THROUGH 9/30/23

ACCOUNT M30024

WTCPUA

EFFECTIVE DATE	DESCRIPTION	SHARES/ PAR VALUE	BROKERAGE COMMISSION	CASH	COST
8/22/23	PURCHASED THROUGH PIPER JAFFRAY & CO. SETTLEMENT DATE 8/24/23 145,000 PAR VALUE AT 94.018 % CUSIP 052414NV7 2274000116	145,000.000	0.00	-136,326.10	136,326.10
	TOTAL FOR ASSET	900,000.000	0.00	-846,162.00	846,162.00
	CALIFORNIA ST HLTH 2.361% 6/01/26				
8/22/23	PURCHASED THROUGH STIFEL, NICOLAUS & CO., INC. SETTLEMENT DATE 8/24/23 50,000 PAR VALUE AT 92.882 % CUSIP 13032UVD7 2274000063	50,000.000	0.00	-46,441.00	46,441.00
8/22/23	PURCHASED THROUGH STIFEL, NICOLAUS & CO., INC. SETTLEMENT DATE 8/24/23 50,000 PAR VALUE AT 92.882 % CUSIP 13032UVD7 2274000072	50,000.000	0.00	-46,441.00	46,441.00
8/22/23	PURCHASED THROUGH STIFEL, NICOLAUS & CO., INC. SETTLEMENT DATE 8/24/23 75,000 PAR VALUE AT 92.882 % CUSIP 13032UVD7 2274000081	75,000.000	0.00	-69,661.50	69,661.50
8/22/23	PURCHASED THROUGH STIFEL, NICOLAUS & CO., INC. SETTLEMENT DATE 8/24/23 305,000 PAR VALUE AT 92.882 % CUSIP 13032UVD7 2274000090	305,000.000	0.00	-283,290.10	283,290.10



ASSETS ACQUIRED / PURCHASED

7/01/23 THROUGH 9/30/23

ACCOUNT M30024

WTCPUA

EFFECTIVE DATE	DESCRIPTION	SHARES/ PAR VALUE	BROKERAGE COMMISSION	CASH	COST
8/22/23	PURCHASED THROUGH STIFEL, NICOLAUS & CO., INC. SETTLEMENT DATE 8/24/23 360,000 PAR VALUE AT 92.882 % CUSIP 13032UVD7 2274000107	360,000.000	0.00	-334,375.20	334,375.20
8/22/23	PURCHASED THROUGH STIFEL, NICOLAUS & CO., INC. SETTLEMENT DATE 8/24/23 160,000 PAR VALUE AT 92.882 % CUSIP 13032UVD7 2274000116	160,000.000	0.00	-148,611.20	148,611.20
	TOTAL FOR ASSET	1,000,000.000	0.00	-928,820.00	928,820.00
	SAN ANTONIO TX 5.635% 2/01/26				
8/23/23	PURCHASED THROUGH SAMUEL A. RAMIREZ & COMPANY, I SETTLEMENT DATE 8/31/23 30,000 PAR VALUE AT 100 % CUSIP 79623PQQ1 2274000063	30,000.000	0.00	-30,000.00	30,000.00
8/23/23	PURCHASED THROUGH SAMUEL A. RAMIREZ & COMPANY, I SETTLEMENT DATE 8/31/23 25,000 PAR VALUE AT 100 % CUSIP 79623PQQ1 2274000072	25,000.000	0.00	-25,000.00	25,000.00
8/23/23	PURCHASED THROUGH SAMUEL A. RAMIREZ & COMPANY, I SETTLEMENT DATE 8/31/23 50,000 PAR VALUE AT 100 % CUSIP 79623PQQ1 2274000081	50,000.000	0.00	-50,000.00	50,000.00



ASSETS ACQUIRED / PURCHASED

7/01/23 THROUGH 9/30/23

ACCOUNT M30024

WTCPUA

<u>EFFECTIVE DATE</u>	<u>DESCRIPTION</u>	<u>SHARES/ PAR VALUE</u>	<u>BROKERAGE COMMISSION</u>	<u>CASH</u>	<u>COST</u>
8/23/23	PURCHASED THROUGH SAMUEL A. RAMIREZ & COMPANY, I SETTLEMENT DATE 8/31/23 215,000 PAR VALUE AT 100 % CUSIP 79623PQQ1 2274000090	215,000.000	0.00	-215,000.00	215,000.00
8/23/23	PURCHASED THROUGH SAMUEL A. RAMIREZ & COMPANY, I SETTLEMENT DATE 8/31/23 255,000 PAR VALUE AT 100 % CUSIP 79623PQQ1 2274000107	255,000.000	0.00	-255,000.00	255,000.00
8/23/23	PURCHASED THROUGH SAMUEL A. RAMIREZ & COMPANY, I SETTLEMENT DATE 8/31/23 110,000 PAR VALUE AT 100 % CUSIP 79623PQQ1 2274000116	110,000.000	0.00	-110,000.00	110,000.00
	TOTAL FOR ASSET	<u>685,000.000</u>	<u>0.00</u>	<u>-685,000.00</u>	<u>685,000.00</u>
	TOTAL MUNICIPAL OBLIGATIONS	<u>2,585,000.000</u>	<u>0.00</u>	<u>-2,459,982.00</u>	<u>2,459,982.00</u>
	SCHEDULE TOTAL	<u>9,231,019.990</u>	<u>0.00</u>	<u>-8,725,656.99</u>	<u>8,725,656.99</u>



ASSETS DISPOSED / SOLD

7/01/23 THROUGH 9/30/23

ACCOUNT M30024

WTCPUA

EFFECTIVE DATE	DESCRIPTION	SHARES/ PAR VALUE	BROKERAGE COMMISSION	CASH	COST	REALIZED GAIN/LOSS
STIF & MONEY MARKET FUNDS						
	FED HERMES TREASURY OBLIG MMKT-#68					
	NET SALES FOR THE PERIOD CUSIP 60934N500 2274000063	144,050.870	0.00	144,050.87	-144,050.87	0.00
	NET SALES FOR THE PERIOD CUSIP 60934N500 2274000072	140,284.210	0.00	140,284.21	-140,284.21	0.00
	NET SALES FOR THE PERIOD CUSIP 60934N500 2274000081	213,632.730	0.00	213,632.73	-213,632.73	0.00
	NET SALES FOR THE PERIOD CUSIP 60934N500 2274000090	962,117.410	0.00	962,117.41	-962,117.41	0.00
	NET SALES FOR THE PERIOD CUSIP 60934N500 2274000107	1,130,936.700	0.00	1,130,936.70	-1,130,936.70	0.00
	NET SALES FOR THE PERIOD CUSIP 60934N500 2274000116	488,772.660	0.00	488,772.66	-488,772.66	0.00
	TOTAL FOR ASSET	3,079,794.580	0.00	3,079,794.58	-3,079,794.58	0.00
	TOTAL STIF & MONEY MARKET FUNDS	3,079,794.580	0.00	3,079,794.58	-3,079,794.58	0.00
U.S. GOVERNMENT & AGENCY BONDS						
	U.S. TREASURY NOTES 2.625% 12/31/23					



ASSETS DISPOSED / SOLD

7/01/23 THROUGH 9/30/23

ACCOUNT M30024

WTCPUA

EFFECTIVE DATE	DESCRIPTION	SHARES/ PAR VALUE	BROKERAGE COMMISSION	CASH	COST	REALIZED GAIN/LOSS
8/22/23	SOLD THROUGH SALOMON SMITH BARNEY INC/SAL ON THE OTC BULLETIN BOARD MISC 0.00 SETTLEMENT DATE 8/23/23 100,000 PAR VALUE AT 99.01919625 % CUSIP 9128285U0 2274000116	100,000.000	0.00	99,019.20	-100,859.69	-1,840.49
8/23/23	SOLD THROUGH BMOCM/BONDS MISC 0.00 SETTLEMENT DATE 8/24/23 30,000 PAR VALUE AT 99.0387275 % CUSIP 9128285U0 2274000081	30,000.000	0.00	29,711.62	-30,254.58	-542.96
8/23/23	SOLD THROUGH BMOCM/BONDS MISC 0.00 SETTLEMENT DATE 8/24/23 65,000 PAR VALUE AT 99.0387275 % CUSIP 9128285U0 2274000090	65,000.000	0.00	64,375.17	-65,551.58	-1,176.41
8/23/23	SOLD THROUGH BMOCM/BONDS MISC 0.00 SETTLEMENT DATE 8/24/23 85,000 PAR VALUE AT 99.0387275 % CUSIP 9128285U0 2274000107	85,000.000	0.00	84,182.92	-85,721.30	-1,538.38
8/23/23	SOLD THROUGH BMOCM/BONDS MISC 0.00 SETTLEMENT DATE 8/24/23 110,000 PAR VALUE AT 99.0387275 % CUSIP 9128285U0 2274000116	110,000.000	0.00	108,942.60	-110,940.76	-1,998.16
	TOTAL FOR ASSET	390,000.000	0.00	386,231.51	-393,327.91	-7,096.40



ASSETS DISPOSED / SOLD

7/01/23 THROUGH 9/30/23

ACCOUNT M30024

WTCPUA

EFFECTIVE DATE	DESCRIPTION	SHARES/ PAR VALUE	BROKERAGE COMMISSION	CASH	COST	REALIZED GAIN/LOSS
	TOTAL U.S. GOVERNMENT & AGENCY BONDS	390,000.000	0.00	386,231.51	-393,327.91	-7,096.40
	CORPORATE OBLIGATIONS					
	SMITHSONIAN INST 0.974% 9/01/23					
7/18/23	SOLD THROUGH MARKETAXESS CORP MISC 0.00 SETTLEMENT DATE 7/19/23 29,000 PAR VALUE AT 99.365 % CUSIP 832432AG3 2274000063	29,000.000	0.00	28,815.85	-29,000.00	-184.15
7/18/23	SOLD THROUGH MARKETAXESS CORP MISC 0.00 SETTLEMENT DATE 7/19/23 29,000 PAR VALUE AT 99.365 % CUSIP 832432AG3 2274000072	29,000.000	0.00	28,815.85	-29,000.00	-184.15
7/18/23	SOLD THROUGH MARKETAXESS CORP MISC 0.00 SETTLEMENT DATE 7/19/23 55,000 PAR VALUE AT 99.365 % CUSIP 832432AG3 2274000081	55,000.000	0.00	54,650.75	-55,000.00	-349.25
7/18/23	SOLD THROUGH MARKETAXESS CORP MISC 0.00 SETTLEMENT DATE 7/19/23 231,000 PAR VALUE AT 99.365 % CUSIP 832432AG3 2274000090	231,000.000	0.00	229,533.15	-231,000.00	-1,466.85



ASSETS DISPOSED / SOLD

7/01/23 THROUGH 9/30/23

ACCOUNT M30024

WTCPUA

EFFECTIVE DATE	DESCRIPTION	SHARES/ PAR VALUE	BROKERAGE COMMISSION	CASH	COST	REALIZED GAIN/LOSS
7/18/23	SOLD THROUGH MARKETAXESS CORP MISC 0.00 SETTLEMENT DATE 7/19/23 272,000 PAR VALUE AT 99.365 % CUSIP 832432AG3 2274000107	272,000.000	0.00	270,272.80	-272,000.00	-1,727.20
7/18/23	SOLD THROUGH MARKETAXESS CORP MISC 0.00 SETTLEMENT DATE 7/19/23 159,000 PAR VALUE AT 99.365 % CUSIP 832432AG3 2274000116	159,000.000	0.00	157,990.35	-159,000.00	-1,009.65
	TOTAL FOR ASSET	775,000.000	0.00	770,078.75	-775,000.00	-4,921.25
	TOTAL CORPORATE OBLIGATIONS	775,000.000	0.00	770,078.75	-775,000.00	-4,921.25
	MUNICIPAL OBLIGATIONS					
	ALABAMA ST FED AID 0.449% 9/01/23					
7/18/23	SOLD THROUGH SAMUEL A. RAMIREZ & COMPANY, I MISC 0.00 SETTLEMENT DATE 7/20/23 10,000 PAR VALUE AT 99.424 % CUSIP 010268CK4 2274000063	10,000.000	0.00	9,942.40	-10,000.00	-57.60
7/18/23	SOLD THROUGH SAMUEL A. RAMIREZ & COMPANY, I MISC 0.00 SETTLEMENT DATE 7/20/23 10,000 PAR VALUE AT 99.424 % CUSIP 010268CK4 2274000072	10,000.000	0.00	9,942.40	-10,000.00	-57.60



ASSETS DISPOSED / SOLD

7/01/23 THROUGH 9/30/23

ACCOUNT M30024

WTCPUA

EFFECTIVE DATE	DESCRIPTION	SHARES/ PAR VALUE	BROKERAGE COMMISSION	CASH	COST	REALIZED GAIN/LOSS
7/18/23	SOLD THROUGH SAMUEL A. RAMIREZ & COMPANY, I MISC 0.00 SETTLEMENT DATE 7/20/23 15,000 PAR VALUE AT 99.424 % CUSIP 010268CK4 2274000081	15,000.000	0.00	14,913.60	-15,000.00	-86.40
7/18/23	SOLD THROUGH SAMUEL A. RAMIREZ & COMPANY, I MISC 0.00 SETTLEMENT DATE 7/20/23 70,000 PAR VALUE AT 99.424 % CUSIP 010268CK4 2274000090	70,000.000	0.00	69,596.80	-70,000.00	-403.20
7/18/23	SOLD THROUGH SAMUEL A. RAMIREZ & COMPANY, I MISC 0.00 SETTLEMENT DATE 7/20/23 85,000 PAR VALUE AT 99.424 % CUSIP 010268CK4 2274000107	85,000.000	0.00	84,510.40	-85,000.00	-489.60
7/18/23	SOLD THROUGH SAMUEL A. RAMIREZ & COMPANY, I MISC 0.00 SETTLEMENT DATE 7/20/23 35,000 PAR VALUE AT 99.424 % CUSIP 010268CK4 2274000116	35,000.000	0.00	34,798.40	-35,000.00	-201.60
	TOTAL FOR ASSET	225,000.000	0.00	223,704.00	-225,000.00	-1,296.00
	CHICAGO IL O'HARE 1.168% 1/01/24					
8/22/23	SOLD THROUGH STIFEL, NICOLAUS & CO., INC. MISC 0.00 SETTLEMENT DATE 8/23/23 35,000 PAR VALUE AT 98.393 % CUSIP 167593S60 2274000063	35,000.000	0.00	34,437.55	-35,064.19	-626.64



ASSETS DISPOSED / SOLD

7/01/23 THROUGH 9/30/23

ACCOUNT M30024

WTCPUA

EFFECTIVE DATE	DESCRIPTION	SHARES/ PAR VALUE	BROKERAGE COMMISSION	CASH	COST	REALIZED GAIN/LOSS
8/22/23	SOLD THROUGH STIFEL, NICOLAUS & CO.,INC. MISC 0.00 SETTLEMENT DATE 8/23/23 35,000 PAR VALUE AT 98.393 % CUSIP 167593S60 2274000072	35,000.000	0.00	34,437.55	-35,064.19	-626.64
8/22/23	SOLD THROUGH STIFEL, NICOLAUS & CO.,INC. MISC 0.00 SETTLEMENT DATE 8/23/23 65,000 PAR VALUE AT 98.393 % CUSIP 167593S60 2274000081	65,000.000	0.00	63,955.45	-65,119.23	-1,163.78
8/22/23	SOLD THROUGH STIFEL, NICOLAUS & CO.,INC. MISC 0.00 SETTLEMENT DATE 8/23/23 265,000 PAR VALUE AT 98.393 % CUSIP 167593S60 2274000090	265,000.000	0.00	260,741.45	-265,486.10	-4,744.65
8/22/23	SOLD THROUGH STIFEL, NICOLAUS & CO.,INC. MISC 0.00 SETTLEMENT DATE 8/23/23 310,000 PAR VALUE AT 98.393 % CUSIP 167593S60 2274000107	310,000.000	0.00	305,018.30	-310,568.76	-5,550.46
8/22/23	SOLD THROUGH STIFEL, NICOLAUS & CO.,INC. MISC 0.00 SETTLEMENT DATE 8/23/23 140,000 PAR VALUE AT 98.393 % CUSIP 167593S60 2274000116	140,000.000	0.00	137,750.20	-140,256.86	-2,506.66
	TOTAL FOR ASSET	850,000.000	0.00	836,340.50	-851,559.33	-15,218.83
	DALLAS TX	0.800%	2/15/24			



ASSETS DISPOSED / SOLD

7/01/23 THROUGH 9/30/23

ACCOUNT M30024

WTCPUA

EFFECTIVE DATE	DESCRIPTION	SHARES/ PAR VALUE	BROKERAGE COMMISSION	CASH	COST	REALIZED GAIN/LOSS
8/22/23	SOLD THROUGH PERSHING LLC MISC 0.00 SETTLEMENT DATE 8/23/23 15,000 PAR VALUE AT 97.725 % CUSIP 235219SM5 2274000063	15,000.000	0.00	14,658.75	-15,000.78	-342.03
8/22/23	SOLD THROUGH PERSHING LLC MISC 0.00 SETTLEMENT DATE 8/23/23 15,000 PAR VALUE AT 97.725 % CUSIP 235219SM5 2274000072	15,000.000	0.00	14,658.75	-15,000.78	-342.03
8/22/23	SOLD THROUGH PERSHING LLC MISC 0.00 SETTLEMENT DATE 8/23/23 30,000 PAR VALUE AT 97.725 % CUSIP 235219SM5 2274000081	30,000.000	0.00	29,317.50	-30,001.55	-684.05
8/22/23	SOLD THROUGH PERSHING LLC MISC 0.00 SETTLEMENT DATE 8/23/23 130,000 PAR VALUE AT 97.725 % CUSIP 235219SM5 2274000090	130,000.000	0.00	127,042.50	-130,006.84	-2,964.34
8/22/23	SOLD THROUGH PERSHING LLC MISC 0.00 SETTLEMENT DATE 8/23/23 155,000 PAR VALUE AT 97.725 % CUSIP 235219SM5 2274000107	155,000.000	0.00	151,473.75	-155,008.16	-3,534.41
	TOTAL FOR ASSET	345,000.000	0.00	337,151.25	-345,018.11	-7,866.86
	GRAND RAPIDS MI SAN 0.644% 1/01/24					



ASSETS DISPOSED / SOLD

7/01/23 THROUGH 9/30/23

ACCOUNT M30024

WTCPUA

EFFECTIVE DATE	DESCRIPTION	SHARES/ PAR VALUE	BROKERAGE COMMISSION	CASH	COST	REALIZED GAIN/LOSS
8/22/23	SOLD THROUGH PERSHING LLC MISC 0.00 SETTLEMENT DATE 8/23/23 10,000 PAR VALUE AT 98.229 % CUSIP 386289NB4 2274000063	10,000.000	0.00	9,822.90	-10,000.00	-177.10
8/22/23	SOLD THROUGH PERSHING LLC MISC 0.00 SETTLEMENT DATE 8/23/23 10,000 PAR VALUE AT 98.229 % CUSIP 386289NB4 2274000072	10,000.000	0.00	9,822.90	-10,000.00	-177.10
8/22/23	SOLD THROUGH PERSHING LLC MISC 0.00 SETTLEMENT DATE 8/23/23 20,000 PAR VALUE AT 98.229 % CUSIP 386289NB4 2274000081	20,000.000	0.00	19,645.80	-20,000.00	-354.20
8/22/23	SOLD THROUGH PERSHING LLC MISC 0.00 SETTLEMENT DATE 8/23/23 80,000 PAR VALUE AT 98.229 % CUSIP 386289NB4 2274000090	80,000.000	0.00	78,583.20	-80,000.00	-1,416.80
8/22/23	SOLD THROUGH PERSHING LLC MISC 0.00 SETTLEMENT DATE 8/23/23 90,000 PAR VALUE AT 98.229 % CUSIP 386289NB4 2274000107	90,000.000	0.00	88,406.10	-90,000.00	-1,593.90



ASSETS DISPOSED / SOLD

7/01/23 THROUGH 9/30/23

ACCOUNT M30024

WTCPUA

EFFECTIVE DATE	DESCRIPTION	SHARES/ PAR VALUE	BROKERAGE COMMISSION	CASH	COST	REALIZED GAIN/LOSS
8/22/23	SOLD THROUGH PERSHING LLC MISC 0.00 SETTLEMENT DATE 8/23/23 40,000 PAR VALUE AT 98.229 % CUSIP 386289NB4 2274000116	40,000.000	0.00	39,291.60	-40,000.00	-708.40
	TOTAL FOR ASSET	250,000.000	0.00	245,572.50	-250,000.00	-4,427.50
	GRAPEVINE TX 2.000% 2/15/24					
8/22/23	SOLD THROUGH PERSHING LLC MISC 0.00 SETTLEMENT DATE 8/23/23 30,000 PAR VALUE AT 98.268 % CUSIP 388625JH9 2274000063	30,000.000	0.00	29,480.40	-30,218.78	-738.38
8/22/23	SOLD THROUGH PERSHING LLC MISC 0.00 SETTLEMENT DATE 8/23/23 30,000 PAR VALUE AT 98.268 % CUSIP 388625JH9 2274000072	30,000.000	0.00	29,480.40	-30,218.78	-738.38
8/22/23	SOLD THROUGH PERSHING LLC MISC 0.00 SETTLEMENT DATE 8/23/23 55,000 PAR VALUE AT 98.268 % CUSIP 388625JH9 2274000081	55,000.000	0.00	54,047.40	-55,401.07	-1,353.67
8/22/23	SOLD THROUGH PERSHING LLC MISC 0.00 SETTLEMENT DATE 8/23/23 235,000 PAR VALUE AT 98.268 % CUSIP 388625JH9 2274000090	235,000.000	0.00	230,929.80	-236,713.43	-5,783.63



ASSETS DISPOSED / SOLD

7/01/23 THROUGH 9/30/23

ACCOUNT M30024

WTCPUA

EFFECTIVE DATE	DESCRIPTION	SHARES/ PAR VALUE	BROKERAGE COMMISSION	CASH	COST	REALIZED GAIN/LOSS
8/22/23	SOLD THROUGH PERSHING LLC MISC 0.00 SETTLEMENT DATE 8/23/23 280,000 PAR VALUE AT 98.268 % CUSIP 388625JH9 2274000107	280,000.000	0.00	275,150.40	-282,041.94	-6,891.54
8/22/23	SOLD THROUGH PERSHING LLC MISC 0.00 SETTLEMENT DATE 8/23/23 120,000 PAR VALUE AT 98.268 % CUSIP 388625JH9 2274000116	120,000.000	0.00	117,921.60	-120,875.12	-2,953.52
	TOTAL FOR ASSET	750,000.000	0.00	737,010.00	-755,469.12	-18,459.12
	HAWAII ST 0.571% 10/01/23					
7/18/23	SOLD THROUGH SAMUEL A. RAMIREZ & COMPANY, I MISC 0.00 SETTLEMENT DATE 7/20/23 10,000 PAR VALUE AT 98.982 % CUSIP 419792ZJ8 2274000063	10,000.000	0.00	9,898.20	-10,000.00	-101.80
7/18/23	SOLD THROUGH SAMUEL A. RAMIREZ & COMPANY, I MISC 0.00 SETTLEMENT DATE 7/20/23 10,000 PAR VALUE AT 98.982 % CUSIP 419792ZJ8 2274000072	10,000.000	0.00	9,898.20	-10,000.00	-101.80
7/18/23	SOLD THROUGH SAMUEL A. RAMIREZ & COMPANY, I MISC 0.00 SETTLEMENT DATE 7/20/23 25,000 PAR VALUE AT 98.982 % CUSIP 419792ZJ8 2274000081	25,000.000	0.00	24,745.50	-25,000.00	-254.50



ASSETS DISPOSED / SOLD

7/01/23 THROUGH 9/30/23

ACCOUNT M30024

WTCPUA

EFFECTIVE DATE	DESCRIPTION	SHARES/ PAR VALUE	BROKERAGE COMMISSION	CASH	COST	REALIZED GAIN/LOSS
7/18/23	SOLD THROUGH SAMUEL A. RAMIREZ & COMPANY, I MISC 0.00 SETTLEMENT DATE 7/20/23 100,000 PAR VALUE AT 98.982 % CUSIP 419792ZJ8 2274000090	100,000.000	0.00	98,982.00	-100,000.00	-1,018.00
7/18/23	SOLD THROUGH SAMUEL A. RAMIREZ & COMPANY, I MISC 0.00 SETTLEMENT DATE 7/20/23 115,000 PAR VALUE AT 98.982 % CUSIP 419792ZJ8 2274000107	115,000.000	0.00	113,829.30	-115,000.00	-1,170.70
	TOTAL FOR ASSET	260,000.000	0.00	257,353.20	-260,000.00	-2,646.80
	SAN ANTONIO TX ELEC 2.712% 2/01/24					
8/22/23	SOLD THROUGH PERSHING LLC MISC 0.00 SETTLEMENT DATE 8/23/23 10,000 PAR VALUE AT 98.708 % CUSIP 79625GFA6 2274000063	10,000.000	0.00	9,870.80	-10,000.00	-129.20
8/22/23	SOLD THROUGH PERSHING LLC MISC 0.00 SETTLEMENT DATE 8/23/23 10,000 PAR VALUE AT 98.708 % CUSIP 79625GFA6 2274000072	10,000.000	0.00	9,870.80	-10,000.00	-129.20
8/22/23	SOLD THROUGH PERSHING LLC MISC 0.00 SETTLEMENT DATE 8/23/23 20,000 PAR VALUE AT 98.708 % CUSIP 79625GFA6 2274000081	20,000.000	0.00	19,741.60	-20,000.00	-258.40



ASSETS DISPOSED / SOLD

7/01/23 THROUGH 9/30/23

ACCOUNT M30024

WTCPUA

EFFECTIVE DATE	DESCRIPTION	SHARES/ PAR VALUE	BROKERAGE COMMISSION	CASH	COST	REALIZED GAIN/LOSS
8/22/23	SOLD THROUGH PERSHING LLC MISC 0.00 SETTLEMENT DATE 8/23/23 80,000 PAR VALUE AT 98.708 % CUSIP 79625GFA6 2274000090	80,000.000	0.00	78,966.40	-80,000.00	-1,033.60
8/22/23	SOLD THROUGH PERSHING LLC MISC 0.00 SETTLEMENT DATE 8/23/23 95,000 PAR VALUE AT 98.708 % CUSIP 79625GFA6 2274000107	95,000.000	0.00	93,772.60	-95,000.00	-1,227.40
8/22/23	SOLD THROUGH PERSHING LLC MISC 0.00 SETTLEMENT DATE 8/23/23 40,000 PAR VALUE AT 98.708 % CUSIP 79625GFA6 2274000116	40,000.000	0.00	39,483.20	-40,000.00	-516.80
	TOTAL FOR ASSET	255,000.000	0.00	251,705.40	-255,000.00	-3,294.60
	SCHERTZ-CIBOLO TX 0.554% 2/01/24					
8/22/23	SOLD THROUGH PERSHING LLC MISC 0.00 SETTLEMENT DATE 8/23/23 20,000 PAR VALUE AT 97.791 % CUSIP 806640E53 2274000063	20,000.000	0.00	19,558.20	-20,000.00	-441.80
8/22/23	SOLD THROUGH PERSHING LLC MISC 0.00 SETTLEMENT DATE 8/23/23 20,000 PAR VALUE AT 97.791 % CUSIP 806640E53 2274000072	20,000.000	0.00	19,558.20	-20,000.00	-441.80



ASSETS DISPOSED / SOLD

7/01/23 THROUGH 9/30/23

ACCOUNT M30024

WTCPUA

EFFECTIVE DATE	DESCRIPTION	SHARES/ PAR VALUE	BROKERAGE COMMISSION	CASH	COST	REALIZED GAIN/LOSS
8/22/23	SOLD THROUGH PERSHING LLC MISC 0.00 SETTLEMENT DATE 8/23/23 40,000 PAR VALUE AT 97.791 % CUSIP 806640E53 2274000081	40,000.000	0.00	39,116.40	-40,000.00	-883.60
8/22/23	SOLD THROUGH PERSHING LLC MISC 0.00 SETTLEMENT DATE 8/23/23 170,000 PAR VALUE AT 97.791 % CUSIP 806640E53 2274000090	170,000.000	0.00	166,244.70	-170,000.00	-3,755.30
8/22/23	SOLD THROUGH PERSHING LLC MISC 0.00 SETTLEMENT DATE 8/23/23 200,000 PAR VALUE AT 97.791 % CUSIP 806640E53 2274000107	200,000.000	0.00	195,582.00	-200,000.00	-4,418.00
	TOTAL FOR ASSET	450,000.000	0.00	440,059.50	-450,000.00	-9,940.50
	VIRGINIA ST PUBLIC 0.550% 8/01/23					
7/18/23	SOLD THROUGH SAMUEL A. RAMIREZ & COMPANY, I MISC 0.00 SETTLEMENT DATE 7/20/23 30,000 PAR VALUE AT 99.843 % CUSIP 92818HRX1 2274000063	30,000.000	0.00	29,952.90	-30,000.00	-47.10
7/18/23	SOLD THROUGH SAMUEL A. RAMIREZ & COMPANY, I MISC 0.00 SETTLEMENT DATE 7/20/23 30,000 PAR VALUE AT 99.843 % CUSIP 92818HRX1 2274000072	30,000.000	0.00	29,952.90	-30,000.00	-47.10



ASSETS DISPOSED / SOLD

7/01/23 THROUGH 9/30/23

ACCOUNT M30024

WTCPUA

EFFECTIVE DATE	DESCRIPTION	SHARES/ PAR VALUE	BROKERAGE COMMISSION	CASH	COST	REALIZED GAIN/LOSS
7/18/23	SOLD THROUGH SAMUEL A. RAMIREZ & COMPANY, I MISC 0.00 SETTLEMENT DATE 7/20/23 60,000 PAR VALUE AT 99.843 % CUSIP 92818HRX1 2274000081	60,000.000	0.00	59,905.80	-60,000.00	-94.20
7/18/23	SOLD THROUGH SAMUEL A. RAMIREZ & COMPANY, I MISC 0.00 SETTLEMENT DATE 7/20/23 245,000 PAR VALUE AT 99.843 % CUSIP 92818HRX1 2274000090	245,000.000	0.00	244,615.35	-245,000.00	-384.65
7/18/23	SOLD THROUGH SAMUEL A. RAMIREZ & COMPANY, I MISC 0.00 SETTLEMENT DATE 7/20/23 285,000 PAR VALUE AT 99.843 % CUSIP 92818HRX1 2274000107	285,000.000	0.00	284,552.55	-285,000.00	-447.45
	TOTAL FOR ASSET	650,000.000	0.00	648,979.50	-650,000.00	-1,020.50
	WYANDOTTE CNTY KS 0.909% 9/01/23					
7/18/23	SOLD THROUGH TRADEWEB DIRECT LLC MISC 0.00 SETTLEMENT DATE 7/20/23 10,000 PAR VALUE AT 99.413 % CUSIP 982674NC3 2274000063	10,000.000	0.00	9,941.30	-10,000.00	-58.70
7/18/23	SOLD THROUGH TRADEWEB DIRECT LLC MISC 0.00 SETTLEMENT DATE 7/20/23 5,000 PAR VALUE AT 99.413 % CUSIP 982674NC3 2274000072	5,000.000	0.00	4,970.65	-5,000.00	-29.35



ASSETS DISPOSED / SOLD

7/01/23 THROUGH 9/30/23

ACCOUNT M30024

WTCPUA

EFFECTIVE DATE	DESCRIPTION	SHARES/ PAR VALUE	BROKERAGE COMMISSION	CASH	COST	REALIZED GAIN/LOSS
7/18/23	SOLD THROUGH TRADEWEB DIRECT LLC MISC 0.00 SETTLEMENT DATE 7/20/23 15,000 PAR VALUE AT 99.413 % CUSIP 982674NC3 2274000081	15,000.000	0.00	14,911.95	-15,000.00	-88.05
7/18/23	SOLD THROUGH TRADEWEB DIRECT LLC MISC 0.00 SETTLEMENT DATE 7/20/23 65,000 PAR VALUE AT 99.413 % CUSIP 982674NC3 2274000090	65,000.000	0.00	64,618.45	-65,000.00	-381.55
7/18/23	SOLD THROUGH TRADEWEB DIRECT LLC MISC 0.00 SETTLEMENT DATE 7/20/23 75,000 PAR VALUE AT 99.413 % CUSIP 982674NC3 2274000107	75,000.000	0.00	74,559.75	-75,000.00	-440.25
7/18/23	SOLD THROUGH TRADEWEB DIRECT LLC MISC 0.00 SETTLEMENT DATE 7/20/23 30,000 PAR VALUE AT 99.413 % CUSIP 982674NC3 2274000116	30,000.000	0.00	29,823.90	-30,000.00	-176.10
	TOTAL FOR ASSET	200,000.000	0.00	198,826.00	-200,000.00	-1,174.00
	TOTAL MUNICIPAL OBLIGATIONS	4,235,000.000	0.00	4,176,701.85	-4,242,046.56	-65,344.71
SCHEDULE TOTAL		8,479,794.580	0.00	8,412,806.69	-8,490,169.05	-77,362.36

TRUIST BANK
COLL MGMT 4251 FAYETTEVILLE RD
MC 151-91-01-10
FMPFPLEDGING@TRUIST.COM
LUMBERTON, NC 28358

09/29/2023
Sales Representative: E. Michael Sessoms

Deposit Balance Collateral Verification Statement

Account No: 218000842

**WEST TRAVIS PUBLIC UTILITY AGENCY
6500 RIVER PLACE BLVD STE 104
AUSTIN, TX 78730-1119**

Deposit Balance Collateral Verification

Security Description Security Description	Rate	Maturity Date Issue Date	Original Face Current Face	Market Price Market Value	Haircut Required	CUSIP
Pledge collateral As of 09/29/23						
FHLMC SUPER 30Y FIXED 1.500 20501001	1.500000	10/01/2050 10/01/2020	3,400,000.00 2,733,853.20	71.994030 1,968,211.09	100.0000	3132DWAD5
FHLMC SUPER 30Y FIXED 1.500 20501001	1.500000	10/01/2050 10/01/2020	1,800,000.00 1,447,334.05	71.994030 1,041,994.11	100.0000	3132DWAD5
FHLMC SUPER 30Y FIXED 1.500 20501001	1.500000	10/01/2050 10/01/2020	56,000,000.00 45,028,170.32	71.994030 32,417,594.45	100.0000	3132DWAD5
FHLMC SUPER 30Y FIXED 1.500 20501001	1.500000	10/01/2050 10/01/2020	4,850,000.00 3,899,761.18	71.994030 2,807,595.23	100.0000	3132DWAD5
FHLMC SUPER 30Y FIXED 1.500 20501001	1.500000	10/01/2050 10/01/2020	12,000,000.00 9,648,893.64	71.994030 6,946,627.38	100.0000	3132DWAD5
FHLMC SUPER 30Y FIXED 1.500 20501001	1.500000	10/01/2050 10/01/2020	22,500,000.00 18,091,675.58	71.994030 13,024,926.34	100.0000	3132DWAD5
FHLMC SUPER 30Y FIXED 1.500 20510101	1.500000	01/01/2051 12/01/2020	7,850,000.00 6,444,241.00	72.030772 4,641,836.54	100.0000	3132DWAV5
FNMA UMBS LNG 30 YEAR 1.500 20501001	1.500000	10/01/2050 10/01/2020	25,555,000.00 20,647,662.36	72.004426 14,867,230.76	100.0000	31418DUF7
Totals		Original Face/Par	133,955,000.00			
		Current Face	107,941,591.32	77,716,015.90	Market Value	
Deposit Information	Current Balance	09/28/2023	75,653,287.88	Variance	103.41%	
	FDIC Insurance		500,000.00			
	Net Deposit		75,153,295.55			

ITEM C

SECTION 00 62 76
APPLICATION FOR PAYMENT FORM

Contractor's Application for Payment No. 7

Contract Time: _____ Days	Project No.:	WTCP1800076
Elapsed Time: _____ Days	Period:	6/30/23 To: 8/31/23
Project Name: <u>Uplands WTP & HS Pump Station</u>	Architect:	CP&Y, Inc.
Owner: <u>West Travis County PUA</u>	Contractor:	Travis Industries, LLC

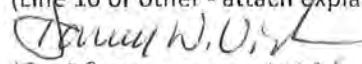
1.	Original Contract Amount.....	\$ 3,090,371.00	-
2.	Owners Change Orders Thru No. <u>4</u>	\$ -115,629.11	-
3.	Total Current Contract Amount	\$ 2,974,741.89	-
4.	Total Completed To Date	\$ 2,618,105.89	-
5.	Total Materials Stored To Date	\$	-
6.	Total Completed And Stored To Date	\$ 2,618,105.89	-
7.	Retainage (5% Of Line 6)	\$ 130,905.29	-
8.	Total Completed, Less Retainage	\$ 2,487,200.60	-
9.	Less Amount Of Previous Estimates	\$ 2,244,380.60	-
10.	Amount Due This Application	\$ 242,820.00	-
11. Balance To Finish, Plus Retainage (Line 3 - Line 6)		\$ 356,636.00	
12. Percent Completed To Date (Line 6 : Line 3)		\$ 88%	

Contractor's Certification

The undersigned Contractor certifies that to the best of its knowledge: (1) all previous progress payments received from Owner on account of Work done under the Contract have been applied on account to discharge Contractor's legitimate obligations incurred in connection with Work covered by prior Applications for Payment; (2) title of all Work, materials and equipment incorporated in said Work or otherwise listed in or covered by this Application for Payment will pass to Owner at time of payment free and clear of all Liens, security interests and encumbrances (except such as are covered by a Bond acceptable to Owner indemnifying Owner against any such Liens, security interest or encumbrances); and (3) all Work covered by this Application for Payment is in accordance with the Contract Documents and is not defective.

By: 	Date: 9/1/23
---	--------------

Payment of: \$ 242,820.00
(Line 10 or other - attach explanation of the other amount) Inspector's Approval of Quantities

Recommended by: 
(Architect) 9/12/2023
(Date)

Payment of: \$
(Line 10 or other - attach explanation of the other amount)

is approved by: _____
(Owner) (Date)

Contractor:

G. Creek Inc.
PO Box 163764
Austin, Tx. 78716

Owner:

Western Travis County PUA
13215 Bee Cave Parkway, Bldg. B, Suite 110
Bee Cave, TX 78738

Job Name:

Uplands WTP Trident/Office Bldg & HSPS Renovations
Project Number WTCP 1800076

Project Numbers:

G. Creek project # 22-655

Application #: 7

Application Date Period From: 06/30/23
Application Date Period To: 08/31/23

Total Completed this Pay Application	\$226,800.00
Total Installed to Date:	\$2,618,105.89
Total Retainage Withheld:	\$130,905.29
Total Due to Date:	\$2,487,200.60
Previously Paid:	\$2,244,380.60
Due this Estimate:	\$242,820.00

A	B	C	D	E	F	G		H	I
						Materials Presently Stored, Not in D or E	Total Completed and Stored		
Item	Description of Work	Scheduled	From Previous	This		To Date	(G/C)	(C-G)	retainage
		Value	Application	Period					
1	1.01 Mobilization	\$ 135,000.00	\$135,000.00	\$0.00		\$135,000.00	100%	\$0.00	\$6,750.00
2	1.02 Bonding and Insurance	\$ 52,745.00	\$52,745.00	\$0.00		\$52,745.00	100%	\$0.00	\$2,637.25
3	1.03 WTP Bldg and Facilities Improvements (\$1,483,500)								
4	General Conditions	\$ 79,500.00	\$70,000.00	\$5,000.00		\$75,000.00	94%	\$4,500.00	\$3,750.00
5	Equipment Rentals - skytracks, skidsteers, lifts, etc	\$ 11,000.00	\$9,500.00	\$800.00		\$10,300.00	94%	\$700.00	\$515.00
6	General Labor	\$ 8,500.00	\$7,500.00	\$500.00		\$8,000.00	94%	\$500.00	\$400.00
7	Final Clean	\$ 1,500.00				\$0.00	0%	\$1,500.00	\$0.00
8	Demolition - Interior	\$ 25,000.00	\$25,000.00	\$0.00		\$25,000.00	100%	\$0.00	\$1,250.00
9	Demolition - Exterior	\$ 15,000.00	\$15,000.00	\$0.00		\$15,000.00	100%	\$0.00	\$750.00
10	Demo-remove spray insulation in operation room and protect equipment	\$ 10,000.00	\$10,000.00	\$0.00		\$10,000.00	100%	\$0.00	\$500.00
11	Masonry - power wash and clean/seal	\$ 6,000.00	\$6,000.00	\$0.00		\$6,000.00	100%	\$0.00	\$300.00
12	Masonry - CMU patching	\$ 4,000.00		\$4,000.00		\$4,000.00	100%	\$0.00	\$200.00
13	Millwork - LOC Cabinets	\$ 30,000.00	\$30,000.00	\$0.00	\$0.00	\$30,000.00	100%	\$0.00	\$1,500.00
14	Archifectural Millwork	\$ 15,000.00		\$12,000.00		\$12,000.00	80%	\$3,000.00	\$600.00
15	Countertops	\$ 5,000.00		\$4,000.00		\$4,000.00	80%	\$1,000.00	\$200.00
16	Roofing and metal siding	\$ 145,000.00	\$100,000.00	\$37,000.00		\$137,000.00	94%	\$8,000.00	\$6,850.00
17	Gutters and Downspouts	\$ 15,000.00	\$5,000.00	\$5,000.00		\$10,000.00	67%	\$5,000.00	\$500.00
18	Fire Caulking and Joint Sealants	\$ 3,500.00		\$3,000.00		\$3,000.00	86%	\$500.00	\$150.00
19	Batt Insulation	\$ 3,000.00	\$3,000.00			\$3,000.00	100%	\$0.00	\$150.00
20	Hollow Metal doors/frames/hardware	\$ 7,500.00	\$5,000.00	\$2,000.00		\$7,000.00	93%	\$500.00	\$350.00
21	FRP doors and frames	\$ 95,000.00	\$71,000.00	\$24,000.00		\$95,000.00	100%	\$0.00	\$4,750.00
22	Installation of all doors, frames, and hardware	\$ 12,000.00		\$8,000.00		\$8,000.00	67%	\$4,000.00	\$400.00
23	Framing and Gyp Board Interior walls	\$ 25,000.00	\$20,000.00	\$0.00		\$20,000.00	80%	\$5,000.00	\$1,000.00
24	Acoustical Ceilings	\$ 17,500.00	\$14,000.00	\$0.00		\$14,000.00	80%	\$3,500.00	\$700.00
25	LVT and wall base	\$ 25,500.00		\$22,000.00		\$22,000.00	86%	\$3,500.00	\$1,100.00
26	Ceramic Tile	\$ 8,500.00		\$7,500.00		\$7,500.00	88%	\$1,000.00	\$375.00
27	Tape, Float and Paint	\$ 44,000.00	\$20,000.00	\$10,000.00		\$30,000.00	68%	\$14,000.00	\$1,500.00
28	Pump Room Wainscott painting	\$ 13,500.00				\$0.00	0%	\$13,500.00	\$0.00
29	Toilet Partitions and Accessories	\$ 12,000.00				\$0.00	0%	\$12,000.00	\$0.00
28	Appliances	\$ 5,000.00				\$0.00	0%	\$5,000.00	\$0.00
29	Installation of Appliances	\$ 1,000.00				\$0.00	0%	\$1,000.00	\$0.00
30	Lockers	\$ 9,000.00				\$0.00	0%	\$9,000.00	\$0.00
31	Plumbing	\$ 65,000.00	\$43,000.00	\$15,000.00		\$58,000.00	89%	\$7,000.00	\$2,900.00
32	Existing trench drain grating replace	\$ 3,500.00		\$2,000.00		\$2,000.00	57%	\$1,500.00	\$100.00
33	HVAC - Materials	\$ 25,000.00	\$25,000.00	\$0.00		\$25,000.00	100%	\$0.00	\$1,250.00
34	HVAC - Labor and Install	\$ 25,000.00	\$10,000.00	\$12,000.00		\$22,000.00	88%	\$3,000.00	\$1,100.00
34	SCADA	\$ 35,000.00	\$28,000.00	\$2,500.00		\$30,500.00	87%	\$4,500.00	\$1,525.00
35	Electrical Fixtures labor and material	\$ 145,000.00	\$145,000.00	\$0.00		\$145,000.00	100%	\$0.00	\$7,250.00
36	Electrical - ceiling rough labor and material	\$ 110,000.00	\$100,000.00	\$7,000.00		\$107,000.00	97%	\$3,000.00	\$5,350.00
37	Electrical - Plugs labor and material	\$ 45,000.00	\$30,000.00	\$8,500.00		\$38,500.00	86%	\$6,500.00	\$1,925.00
38	Electrical -Gear labor and material	\$ 125,000.00	\$125,000.00	\$0.00		\$125,000.00	100%	\$0.00	\$6,250.00
39	Electrical- Trim Out labor and material	\$ 50,000.00	\$25,000.00	\$15,000.00		\$40,000.00	80%	\$10,000.00	\$2,000.00
40	Electrical- Stainless Cabinets labor and material	\$ 150,000.00	\$120,000.00	\$0.00		\$120,000.00	80%	\$30,000.00	\$6,000.00
41	Chemical Bldg Misc Work	\$ 7,500.00	\$0.00			\$0.00	0%	\$7,500.00	\$0.00
42	Maintence Bldg Bathroom work (includes plumbing)	\$ 45,000.00	\$0.00			\$0.00	0%	\$45,000.00	\$0.00

43	1.04 High Service Pump Station Bldg and Facilities Improvments (\$993,536)								
44	General Conditions	\$ 79,836.00	\$75,000.00	\$3,500.00		\$78,500.00	98%	\$1,336.00	\$3,925.00
45	Equipment Rentals - skytracks, skidsteers, lifts, etc	\$ 12,000.00	\$11,000.00	\$1,000.00		\$12,000.00	100%	\$0.00	\$600.00
46	General Labor	\$ 8,000.00	\$7,500.00	\$500.00		\$8,000.00	100%	\$0.00	\$400.00
47	Final Clean	\$ 2,000.00				\$0.00	0%	\$2,000.00	\$0.00
48	Demolition/misc/utility work/erosion controls	\$ 25,000.00	\$25,000.00	\$0.00		\$25,000.00	100%	\$0.00	\$1,250.00
49	Asphalt Patching	\$ 5,000.00				\$0.00	0%	\$5,000.00	\$0.00
49	Pier Drilling	\$ 14,000.00	\$14,000.00	\$0.00		\$14,000.00	100%	\$0.00	\$700.00
50	Concrete Foundation	\$ 112,500.00	\$112,500.00	\$0.00		\$112,500.00	100%	\$0.00	\$5,625.00
51	Concrete sidewalks and ramps	\$ 5,000.00	\$5,000.00	\$0.00		\$5,000.00	100%	\$0.00	\$250.00
52	Masonry - CMU and Split Face	\$ 175,000.00	\$175,000.00	\$0.00		\$175,000.00	100%	\$0.00	\$8,750.00
53	Structural Steel and Erection	\$ 70,000.00	\$70,000.00	\$0.00		\$70,000.00	100%	\$0.00	\$3,500.00
54	Bollards	\$ 3,500.00	\$3,500.00	\$0.00		\$3,500.00	100%	\$0.00	\$175.00
55	Metal Roofing	\$ 25,000.00	\$25,000.00			\$25,000.00	100%	\$0.00	\$1,250.00
56	Gutters and Downspouts	\$ 8,000.00	\$6,000.00			\$6,000.00	75%	\$2,000.00	\$300.00
57	Water Proofing, Fire Caulking, and Joint Sealants	\$ 2,500.00	\$2,500.00			\$2,500.00	100%	\$0.00	\$125.00
58	2" rigid insulation in block cavity wall	\$ 3,500.00	\$3,500.00	\$0.00		\$3,500.00	100%	\$0.00	\$175.00
59	Foam insulation in block	\$ 20,000.00	\$20,000.00	\$0.00		\$20,000.00	100%	\$0.00	\$1,000.00
60	Hollow Metal doors/frames/hardware	\$ 5,000.00	\$5,000.00	\$0.00		\$5,000.00	100%	\$0.00	\$250.00
61	Installation of all doors, frames, and hardware	\$ 1,200.00	\$1,200.00	\$0.00		\$1,200.00	100%	\$0.00	\$60.00
62	Overhead Door	\$ 16,000.00	\$16,000.00	\$0.00		\$16,000.00	100%	\$0.00	\$800.00
63	Windows	\$ 1,000.00		\$1,000.00		\$1,000.00	100%	\$0.00	\$50.00
64	LVT and Base	\$ 4,000.00		\$4,000.00		\$4,000.00	100%	\$0.00	\$200.00
65	Seal floors and paint walls at bathroom	\$ 15,000.00				\$0.00	0%	\$15,000.00	\$0.00
66	Lockers	\$ 5,000.00				\$0.00	0%	\$5,000.00	\$0.00
67	Crane	\$ 55,000.00	\$55,000.00	\$0.00		\$55,000.00	100%	\$0.00	\$2,750.00
68	Jarke Pipe Racks	\$ 6,000.00				\$0.00	0%	\$6,000.00	\$0.00
69	HVAC and Louvers material	\$ 20,000.00	\$20,000.00	\$0.00		\$20,000.00	100%	\$0.00	\$1,000.00
70	HVAC and Louvers labor	\$ 9,500.00	\$9,500.00			\$9,500.00	100%	\$0.00	\$475.00
70	Plumbing	\$ 55,000.00	\$54,000.00	\$0.00		\$54,000.00	98%	\$1,000.00	\$2,700.00
71	Electrical- Fixtures labor and material	\$ 95,000.00	\$95,000.00	\$0.00		\$95,000.00	100%	\$0.00	\$4,750.00
72	Electrical - Ceiling Rough labor and material	\$ 45,000.00	\$45,000.00	\$0.00		\$45,000.00	100%	\$0.00	\$2,250.00
73	Electrical - Plugs labor and material	\$ 15,000.00	\$14,000.00	\$0.00		\$14,000.00	93%	\$1,000.00	\$700.00
74	Electrical - Gear labor and material	\$ 65,000.00	\$60,000.00	\$0.00		\$60,000.00	92%	\$5,000.00	\$3,000.00
75	Electrical - Trim out labor and material	\$ 10,000.00	\$5,000.00			\$5,000.00	50%	\$5,000.00	\$250.00
76	1.05 Allowance - WTP Bldg piping/conduit exploration and determination (Trident Tank Ro	\$ 30,000.00	\$20,000.00	\$10,000.00		\$30,000.00	100%	\$0.00	\$1,500.00
77	1.06 Allowance - General Contingency Allowance	\$ 45,000.00				\$0.00	0%	\$45,000.00	\$0.00
78	1.07 Allowance- Furniture Allowance	\$ 35,000.00				\$0.00	0%	\$35,000.00	\$0.00
79	2.01A - Exterior stair, door 201, and assoc framing and flatwork	\$ 109,455.00	\$98,000.00	\$0.00		\$98,000.00	90%	\$11,455.00	\$4,900.00
80	2.02A - 5 Canopy Parking Shade Structures	\$ 206,135.00	\$206,135.00	\$0.00		\$206,135.00	100%	\$0.00	\$10,306.75
81	2.03A - Clean stainless enclosures -NOT TAKEN								
82	Change order 1 - deduct Canopy shade structures and exterior stair	\$ (206,655.00)	(\$206,655.00)	\$0.00		(\$206,655.00)	100%	\$0.00	(\$10,332.75)
83	Change Order 2 -underslab discovery and reroute of piping, etc.	\$ 57,547.06	\$57,547.06	\$0.00		\$57,547.06	100%	\$0.00	\$2,877.35
84	Change Order 3 -Paint tank room ceiling	\$ 21,945.00	\$19,800.00	\$0.00		\$19,800.00	90%	\$2,145.00	\$990.00
85	Change Order 4- re-route water lines	\$ 11,533.83	\$11,533.83	\$0.00		\$11,533.83	100%	\$0.00	\$576.69
	Grand Totals without tax	\$ 2,974,741.89	\$2,391,305.89	\$226,800.00		\$2,618,105.89		\$356,636.00	\$130,905.29

Sales Tax on total \$

Total contract amount \$ 3,090,371.00

Matt Haralson
G. Creek Construction

Date

Darrell Vickers
CP&Y

Date

**WEST TRAVIS COUNTY PUA
CONSTRUCTION APPLICATION FOR PAYMENT
UNIT PRICE FORM**

PROJECT NAME: SONOMA DRIVE WW LINE REPAIR

SPONSOR DEPT: Public Works Department

ENGINEERS PROJECT # _____

CONTRACTOR: M.A. Smith Contracting Co, Inc
ADDRESS: 15308 Ginger St Austin, TX 78728

Vendor SMI8307578

Code: _____ CIP ID No.: _____ CT No.: _____ Estimate No.: 2 FINAL

ORIGINAL CONTRACT PRICE: \$260,950.00 Page: 1 of 2

CHANGE ORDER TOTAL: \$ -

ADJUSTED CONTRACT PRICE: \$260,950.00

ESTIMATE PERIOD FROM: 7/1/2023 TO: 9/6/2023

TOTAL DUE FOR WORK DONE \$ 260,950.00

ALLOWED FOR MATERIALS ON HAND \$0.00

SUB-TOTAL \$260,950.00

LESS 0% RETAINED \$0.00

SUB-TOTAL \$260,950.00

LESS CUMULATIVE DEDUCTIONS \$0.00

AMOUNT DUE TO DATE \$260,950.00

LESS PREVIOUS PAYMENTS \$ 219,850.00

AMOUNT DUE THIS ESTIMATE \$41,100.00

SIGNATURES

PREPARED BY: Hardin Camp II VP DATE: 9/7/2023
Hardin Camp II VP

CERTIFICATION: By signing this form in the space provided below, the Contractor certifies that all information is true and correct. The Contractor further certifies that if the City has paid the Contractor for subcontractors/suppliers expenses, the Contractor has paid those subcontractors/suppliers the full amounts owed.

CONTRACTOR: _____ DATE: 9/7/2023
Smith Contracting Co. Inc.

CONST. INSPECTOR: _____ DATE: _____

INSP. SUPERVISOR: _____ DATE: _____

PROJECT MANAGER: _____ DATE: _____

DIRECTOR-SPONSOR DEPT: _____ DATE: _____

(Final Payment Only)

UNIT PRICE FORM

PROJECT: SONOMA DRIVE WW LINE REPAIR
 CIP ID No.: 0
 CT No.: 0

EST. NO.: 2 FINAL
 PAGE: 2 of 8

BID ITEM NO.	DESCRIPTION OF WORK	UNIT	CONTRACT QUANTITY	C.O. INCREASE/DECREASE	ADJUSTED CONTRACT QUANTITY	UNIT PRICE	ADJUSTED CONTRACT AMOUNT	UNITS THIS PERIOD	AMOUNT THIS PERIOD	PE 1	PREVIOUS UNITS COMPLETE	PREVIOUS AMOUNT COMPLETE	UNITS TO DATE	AMOUNT TO DATE	% COMPLETE
GENERAL ITEMS															
1	MOBILIZATION		1.00	-	1.00	\$ 10,000.00	10,000.00		\$ -	1.00	1.00	\$ -	1.00	\$ 10,000.00	100.00%
2	12" SDR-26 WW LINE- REMOVE AND REPLACE		406.00	-	406.00	\$ 250.00	101,500.00		\$ -	406.00	406.00	\$ -	406.00	\$ 101,500.00	100.00%
3	TRENCH REPAIR PER DETAIL 1100S-2		267.00	-	267.00	\$ 130.00	34,710.00		\$ -	267.00	267.00	\$ -	267.00	\$ 34,710.00	100.00%
4	3" MILL AND OVERLAY		844	-	844.00	\$ 60.00	50,640.00		\$ -	844.00	844.00	\$ -	844.00	\$ 50,640.00	100.00%
5	REHAB EXISTING MANHOLES		3	-	3.00	\$ 13,700.00	41,100.00	3.00	\$ 41,100.00		-	\$ -	3.00	\$ 41,100.00	100.00%
6	BYPASS PUMPING		1	-	1.00	\$ 15,000.00	15,000.00		\$ -	1.00	1.00	\$ -	1.00	\$ 15,000.00	100.00%
7	TESTING AND MANDRELL		1	-	1.00	\$ 3,500.00	3,500.00		\$ -	1.00	1.00	\$ -	1.00	\$ 3,500.00	100.00%
8	TRAFFIC CONTROL-FULL CLOSURE		5.00	-	5.00	\$900.00	4,500.00		\$ -	5.00	5.00	\$ -	5.00	\$ 4,500.00	100.00%
									\$ -		-	\$ -	-	\$ -	#DIV/0!
									\$ -		-	\$ -	-	\$ -	#DIV/0!
TOTALS							\$ 260,950.00		\$ 41,100.00			\$ -		\$ 260,950.00	

ITEM D

CHANGE PROPOSAL

G. Creek Inc.
 PO Box 163764
 Austin, TX 78716

- OWNER
- ARCHITECT
- CONTRACTOR
- FIELD
- OTHER



PROJECT: Uplands WTP Trident bldg and HSPS Additon

CHANGE PROPOSAL: 5
 DATE: 08/31/23
 CONTRACTOR'S PROJECT NO.: 22-655
 CONTRACT DATE:

General Description: Conference Room Changes plans dated 8/23/23


Line Items	Description	Amount
1	Demolition of exterior CMU and framing, concrete, trees, haul off	\$ 4,500.00
2	CMU - Demo 162 CMU, install new door opening after inset frame, add 137 new CMU to match existing, use existing lintel	\$ 7,940.00
3	New FRP Door (lead time is 18 + weeks after approved submittal) -Changed to Hollow Metal door in conversation with Darrell- 2 week lead time and cheaper	\$ 2,500.00
4	Framing out existing exterior wall with 3 1/2" studs so there's room for plumbing. Ext wall framing is 1 1/2". Old location had furred out wall for plumbing	\$ 1,800.00
5	Structural steel & LVL framing and support for new accordion door	\$ 4,400.00
6	New Accordion door (pending approval of door submitted - 12 week lead time to delivery) delivery and installation	\$ 12,450.00
7	Additional VCT	\$ 350.00
8	Plumbing Change - exist sink drain location has to be extended under concrete to new sink and dishwasher due to new location of cabinets	\$ 3,235.00
9	Electrical changes- receptacle, floor mounted duplex, data and usb box, 2pr.	\$ 4,400.00
10	Concrete sidewalk connect to existing	\$ 1,500.00
11	Sawcut and haul off for plumbing and electrical trenches, dowel in, repour concrete	\$ 2,950.00
12	1 dumpster pull	\$ 585.00
13	Add one fire extinguisher cabinet	\$ 400.00
14	feather out concrete landing at existing double door to meet ADA	\$ 500.00
15	Additional General Conditions: supervision/portacan/fuel/phone/etc.	\$ 7,500.00
Sub total		\$ 55,010.00
GL Insurance		\$ 2,750.50
GC Fee 10%		\$ 5,776.05
Total		\$ 63,536.55


The Contract Time will be increased (decreased) (unchanged) by

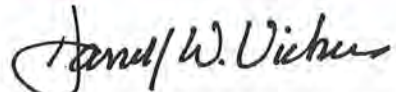
Days **90**

Original Contract Amount:	\$ 3,090,371.00
Net Change by previously authorized Change Orders:	\$ (115,629.11)
Contract Sum prior to this Change Order:	\$ 2,974,741.89
Contract <u>increased</u> by this Change Order:	\$ 63,536.55
New Contract Sum:	\$ 3,038,278.44

45 Days for construction of Training/Conference room
 Additional 45 days for delivery of accordion partition.


 Contractor
 9/27/23
 Date


 Owner
 10/12/23
 Date


 Architect
 Sept. 27, 2023
 Date

ITEM E



Murfee Engineering Company

September 28th, 2023

Mr. Scott Roberts, President and
Board of Directors
West Travis County Public Utility Agency
13215 Bee Cave Parkway, Building B, Suite 110
Bee Cave, Texas 78738

**Re: WTCPUA County Line 1420 Pump Station Upgrades
Contractor's Application for Payment No. 11 (Final)**

Mr. Roberts and Board:

Enclosed is Application for Payment No. 11 from B-5 Construction Company Inc. for the period ending September 25th, 2023. We have reviewed this application for payment, concur with the progress estimate, and recommend approval and payment of retainage held in the amount of forty-eight thousand seven hundred fifty-six and 50/100 dollars (\$48,756.50). This application for payment is broken down as follows:

Original Contract Price:	\$487,565.00
Net Change by Change Orders:	\$0.00
Contract Price with Change Orders	\$487,565.00
Total Completed to Date:	\$487,565.00
Retainage (10%):	\$0.00
Amount Due this Application:	\$48,756.50
Balance to Finish, Plus Retainage:	\$0.00

If you have any questions, please do not hesitate to contact me.

Sincerely,

Jason Baze, P.E.

cc: Jennifer Riechers – WTCPUA
MEC File No. 11051.146

Attachments: Contract Close Out Documentation

APPLICATION FOR PAYMENT & CERTIFICATION

<p>PROJECT: West Travis County Public Utility Agency County Line 1420 Pump Station Upgrades NOTICE TO PROCEED: CONTRACT TIME:</p>	<p>CONTRACTOR: B-5 CONSTRUCTION CO. INC. PO BOX 1488 MAGNOLIA, TEXAS ATTN: JERRY L BELL JR</p>	<p>APPLICATION NO.: 11R PERIOD TO: 9/25/2023 DATE: 9/25/2023 CONTRACTOR JOB NO.: 21-487 ENGINEERS JOB NO.:</p>
<p>OWNER: West Travis County Public Utility Agency</p>	<p>ENGINEER: Murfee Engineering Company 1101 Capitol of Texas Highway South Building D Suite 100 Austin, TX 78746 Attn: Jason Baze PH: 512-327-9204</p>	<p>Email: jbaze@murfee.com</p>

Application is made for Payment, as shown below, in connection with the Contract.

1. ORIGINAL CONTRACT SUM	\$ 487,565.00
2. Change Orders approved in previous months	\$ -
3. Change Orders approved this month	\$ -
a. _____	
b. _____	
c. _____	
4. Contract Quantity Adjustments	\$ -
5. CONTRACT SUM TO DATE	\$ 487,565.00
6. TOTAL COMPLETED TO-DATE	\$ 487,565.00
7. Retainage*	\$ -
8. Previous Payments	\$ 438,808.50
9. AMOUNT DUE THIS REQUEST	\$ 48,756.50

* Retainage is 10% of total completed to-date up to 50% of project completed.


The undersigned Contractor certifies that to the best of the Contractor's knowledge, information, and belief the Work covered by this Application for Payment has been completed in accordance with the Contract Documents, that all Previous Payments have been paid to the Contractor for Work for which previous Payment Applications were issued, and that the Amount Due this Request as shown herein is now due.

CONTRACTOR: B-5 CONSTRUCTION COMPANY, INC.

By:  _____ Date: 9/25/23

ENGINEER CERTIFICATE FOR PAYMENT

In accordance with the Contract Documents, based on on-site observations and the data comprising the application, the Engineer certifies to the Owner that to the best of the Engineer's knowledge, information and belief the Work has progressed as indicated, the quality of the Work is in accordance with the Contract Documents, and the Contractor is entitled to payment of the AMOUNT DUE THIS REQUEST.

Enj _____ Date: 10/5/2023 Inspector: _____ Date: _____
 By:  _____ Date: _____
 Ov: _____
 By: _____ Date: _____

No.	1	County Line 1420 Pump Station Upgrades	Quantity	Unit	Unit Price	Contract Amount	Previous Estimates Quantity	Previous Estimates Amount	Current Estimate Quantity	Current Estimate Amount	Completed to Date Quantity	Completed to Date Amount	% Comp.	10% Retainage
BASE BID														
<u>PUMP STATION UPGRADES</u>														
W-1		<u>REMOVAL OF TWO EXISTING 900 GPM PUMPS AND EQUIPMENT</u>	1	LS	\$ 9,372.00	\$ 9,372.00	1	\$ 9,372.00	0	\$ -	1	\$ 9,372.00	100%	\$ 937.20
W-2		<u>INSTALLATION OF TWO 1650 GPM PUMPS</u>	2	EA	\$ 50,911.00	\$ 101,822.00	2	\$ 101,822.00	0	\$ -	2	\$ 101,822.00	100%	\$ 10,182.20
W-3		<u>INSTALLATION OF TWO 12" PUMP CONTROL VALVES</u>	2	EA	\$ 27,394.00	\$ 54,788.00	2	\$ 54,788.00	0	\$ -	2	\$ 54,788.00	100%	\$ 5,478.80
W-4		<u>INSTALLATION OF TWO 12" GATE VALVES</u>	2	EA	\$ 2,958.00	\$ 5,916.00	2	\$ 5,916.00	0	\$ -	2	\$ 5,916.00	100%	\$ 591.60
W-5		<u>INSTALLATION OF TWO 14" GATE VALVES</u>												
W-5 a		Install 14" Gate Valves	1	LS	\$ 16,226.00	\$ 16,226.00	1	\$ 16,226.00	0	\$ -	1	\$ 16,226.00	100%	\$ 1,622.60
W-5 b		Install Concrete Supports	1	LS	\$ 900.00	\$ 900.00	1	\$ 900.00	0	\$ -	1	\$ 900.00	100%	\$ 90.00
W-6		<u>INSTALLATION OF DI PIPE AND FITTINGS</u>												
W-6 a		Install Pump Station Piping	1	LS	\$ 44,915.00	\$ 44,915.00	1	\$ 44,915.00	0	\$ -	1	\$ 44,915.00	100%	\$ 4,491.50
W-6 b		Install ARV and Pipe	1	LS	\$ 900.00	\$ 900.00	1	\$ 900.00	0	\$ -	1	\$ 900.00	100%	\$ 90.00
W-6 c		Install Pressure Gauges	1	LS	\$ 3,275.00	\$ 3,275.00	1	\$ 3,275.00	0	\$ -	1	\$ 3,275.00	100%	\$ 327.50
EL-1		<u>ELECTRICAL UPGRADES FOR REPLACEMENT OF EXISTING PUMPS</u>												
EL-1 a		Install Conduit	1	LS	\$ 39,550.00	\$ 39,550.00	1	\$ 39,550.00	0	\$ -	1	\$ 39,550.00	100%	\$ 3,955.00
EL-1 b		Install Wire	1	LS	\$ 18,384.00	\$ 18,384.00	1	\$ 18,384.00	0	\$ -	1	\$ 18,384.00	100%	\$ 1,838.40
EL-1 c		Install Switch Gear	1	LS	\$ 110,215.00	\$ 110,215.00	1	\$ 110,215.00	0	\$ -	1	\$ 110,215.00	100%	\$ 11,021.50
EL-1 d		Install Electrical Terminations	1	LS	\$ 5,985.00	\$ 5,985.00	1	\$ 5,985.00	0	\$ -	1	\$ 5,985.00	100%	\$ 598.50
EL-1 e		Start up and Testing	1	LS	\$ 1,200.00	\$ 1,200.00	1	\$ 1,200.00	0	\$ -	1	\$ 1,200.00	100%	\$ 120.00
EL-2		<u>CONSTRUCTION OF TRANSFORMER PAD</u>												
EL-2 a		Excavate for Pad	1	LS	\$ 1,200.00	\$ 1,200.00	1	\$ 1,200.00	0	\$ -	1	\$ 1,200.00	100%	\$ 120.00
EL-2 b		Pour Concrete Pad	1	LS	\$ 10,622.00	\$ 10,622.00	1	\$ 10,622.00	0	\$ -	1	\$ 10,622.00	100%	\$ 1,062.20
EL-3		<u>UPDATING SCADA</u>	1	LS	\$ 62,295.00	\$ 62,295.00	1	\$ 62,295.00	0	\$ -	1	\$ 62,295.00	100%	\$ 6,229.50

Contract Amount \$ 487,565.00
 Change Orders \$ -
 Revised Total \$ 487,565.00

Completed to Date \$ 487,565.00
 Materials on Hand \$ -
 Subtotal \$ 487,565.00
 Retainage \$ -
 Subtotal \$ 487,565.00
 Previous Payments \$ 438,808.50
 Amount Due \$ 48,756.50

Bidding Requirements, Contract Forms & Conditions of the Contract
Supplemental General Conditions – Section 00810

CONTRACTOR'S AFFIDAVIT AND LIEN WAIVER

THE STATE OF TEXAS §
 §
COUNTY OF TRAVIS §

BEFORE ME, the undersigned authority, personally appeared Jerry Bell Jr. who, being by me duly sworn states as follows:

I.

My name is Jerry Bell Jr. I am Vice President of B-5 Construction Company Inc. (hereinafter referred to as "Contractor").

II.

Pursuant to that certain Standard Form of Agreement (the "Contract"), by and between WTCPUA (the "Owner"), B-5 Construction Co and Contractor, dated 6/10/2021, for the construction of certain facilities known as WTCPUA County Line 1420 Pump Station Upgrade as more particularly described in the Contract (the "Facilities"), I, a duly authorized agent for Contractor, do hereby warrant and represent, for and on behalf of Contractor, that: (i) a full and complete list of all subcontractors, laborers and material suppliers who have, prior to the date set forth herein below, been engaged in the construction of or supplying material incorporated into the Facilities is set forth on Exhibit "A" attached hereto and incorporated herein by reference; (ii) Contractor and all subcontractors, laborers, and material suppliers engaged in the construction of or supplying materials incorporated into the Facilities have been paid in full for all work performed and all materials supplied prior to the date set forth herein below; and (iii) prior to the date set forth herein below, the Facilities were fully and finally completed in strict accordance with the Contract.

III.

For and in consideration of the payment to Contractor of all sums now due and owing or to be due and owing for the construction of the Facilities, Contractor does hereby waive and release any and all liens (and all rights to hereafter perfect any lien) on the Facilities, or on any property on which the Facilities are located (collectively, the Facilities and such property are referred to herein as the "Property") for any work performed or materials supplied prior to the date set forth herein below. Without limitation on the foregoing, Contractor hereby releases and

Bidding Requirements, Contract Forms & Conditions of the Contract
Supplemental General Conditions – Section 00810

discharges the Property, the Owner, and any and all other parties from all indebtedness and obligations of whatsoever character against them or the Property in connection with the construction of the Facilities and, in addition, releases and discharges the Property from any and all liens and charges of every character held by the undersigned, whether the liens be contractual, statutory, or constitutional, and further whether said liens are evidenced by lien claim affidavits or not and whether filed for record in the Office of the County Clerk of the county where the Property is located, or not; it being the intention to relinquish, and release the Property completely free and clear of all liens and lien claims of every character asserted by the undersigned. This release and waiver of liens is effective for all labor, materials, specially fabricated materials and/or services furnished up to and including the date hereof, and further the undersigned states that all persons, parties and entities that have furnished or performed work and/or furnished materials, specially fabricated materials, and supplies for use in connection with the construction of the Facilities claiming through or under the undersigned have been fully paid all amounts that may be due and owing and the undersigned does hereby agree to hold the Owner harmless from any loss, cost or expense incurred by virtue of any claims against them on account of the unpaid bills for labor performed or materials furnished by any such party.

EXECUTED on this the 25 day of September, 2023.

CONTRACTOR B-5 Construction Company Inc
By: [Signature]
Print Name: Jerry Bell Jr.
Title: Vice President

SWORN TO AND SUBSCRIBED BEFORE ME on this 25 day of September, 2023

[Signature]
Notary Public
Printed Name: Sara Taylor
My Commission Expires: June 2, 2026

THE STATE OF TEXAS §
 §
COUNTY OF TRAVIS §



This instrument was acknowledged before me on the 25 day of September, 2023 by Jerry Bell Jr., Vice President

Bidding Requirements, Contract Forms & Conditions of the Contract
Supplemental General Conditions – Section 00810

Corporation of B.S. Construction Company Inc a
Corporation on behalf of said



Sara Taylor
Notary Public in and for the State of Texas
Printed Name: Sara Taylor
My Commission Expires: June 2, 2026

**CONSENT OF SURETY
TO FINAL PAYMENT**

AIA Document G707

- OWNER
- ARCHITECT
- CONTRACTOR
- SURETY
- OTHER

Bond No. HSHNSU0802422

TO OWNER:
(Name and address)

West Travis County Public Utility Agency
13215 Bee Cave Parkway, Building B, Suite 110
Bee Cave, TX 78738

ARCHITECT'S PROJECT NO.:

CONTRACT FOR: General Construction

PROJECT:
(Name and address)

WEST TRAVIS COUNTY PUBLIC UTILITY AGENCY COUNTY LINE 1420 PUMP STATION UPGRADES

CONTRACT DATED:

In accordance with the provisions of the Contract between the Owner and the Contractor as indicated above, the
(Insert name and address of Surety)

Harco National Insurance Company
4200 Six Forks Road, Suite 1400
Raleigh, NC 27609

, SURETY,

on bond of
(Insert name and address of Contractor)

B-5 Construction Company, Inc.
P. O. Drawer 1488
Magnolia, TX 77353-1488

, CONTRACTOR,

hereby approves of the final payment to the Contractor, and agrees that final payment to the Contractor shall not relieve the Surety of any of its obligations to
(Insert name and address of Owner)

West Travis County Public Utility Agency
13215 Bee Cave Parkway, Building B, Suite 110
Bee Cave, TX 78738

, OWNER,

as set forth in said Surety's bond.

IN WITNESS WHEREOF, the Surety has hereunto set its hand on this date: September 27, 2023
(Insert in writing the month followed by the numeric date and year.)



Attest:
(Seal): *[Signature]*

Harco National Insurance Company

(Surety)

By: *[Signature]*
(Signature of authorized representative)

Jillian O'Neal Attorney-in-Fact
(Printed name and title)

**POWER OF ATTORNEY
HARCO NATIONAL INSURANCE COMPANY
INTERNATIONAL FIDELITY INSURANCE COMPANY**

Member companies of IAT Insurance Group, Headquartered: 4200 Six Forks Rd, Suite 1400, Raleigh, NC 27609

Bond # HSNHSU0802422

Principal B-5 Construction Company, Inc.

Obligee West Travis County Public Utility Agency

KNOW ALL MEN BY THESE PRESENTS: That HARCO NATIONAL INSURANCE COMPANY, a corporation organized and existing under the laws of the State of Illinois, and INTERNATIONAL FIDELITY INSURANCE COMPANY, a corporation organized and existing under the laws of the State of New Jersey, and having their principal offices located respectively in the cities of Rolling Meadows, Illinois and Newark, New Jersey, do hereby constitute and appoint

Jillian O'Neal

their true and lawful attorney(s)-in-fact to execute, seal and deliver for and on its behalf as surety, any and all bonds and undertakings, contracts of indemnity and other writings obligatory in the nature thereof, which are or may be allowed, required or permitted by law, statute, rule, regulation, contract or otherwise, and the execution of such instrument(s) in pursuance of these presents, shall be as binding upon the said HARCO NATIONAL INSURANCE COMPANY and INTERNATIONAL FIDELITY INSURANCE COMPANY, as fully and amply, to all intents and purposes, as if the same had been duly executed and acknowledged by their regularly elected officers at their principal offices.

This Power of Attorney is executed, and may be revoked, pursuant to and by authority of the By-Laws of HARCO NATIONAL INSURANCE COMPANY and INTERNATIONAL FIDELITY INSURANCE COMPANY and is granted under and by authority of the following resolution adopted by the Board of Directors of INTERNATIONAL FIDELITY INSURANCE COMPANY at a meeting duly held on the 13th day of December, 2018 and by the Board of Directors of HARCO NATIONAL INSURANCE COMPANY at a meeting held on the 13th day of December, 2018.

"RESOLVED, that (1) the Chief Executive Officer, President, Executive Vice President, Senior Vice President, Vice President, or Secretary of the Corporation shall have the power to appoint, and to revoke the appointments of, Attorneys-in-Fact or agents with power and authority as defined or limited in their respective powers of attorney, and to execute on behalf of the Corporation and affix the Corporation's seal thereto, bonds, undertakings, recognizances, contracts of indemnity and other written obligations in the nature thereof or related thereto; and (2) any such Officers of the Corporation may appoint and revoke the appointments of joint-control custodians, agents for acceptance of process, and Attorneys-in-fact with authority to execute waivers and consents on behalf of the Corporation; and (3) the signature of any such Officer of the Corporation and the Corporation's seal may be affixed by facsimile to any power of attorney or certification given for the execution of any bond, undertaking, recognizance, contract of indemnity or other written obligation in the nature thereof or related thereto, such signature and seals when so used whether heretofore or hereafter, being hereby adopted by the Corporation as the original signature of such officer and the original seal of the Corporation, to be valid and binding upon the Corporation with the same force and effect as though manually affixed."

IN WITNESS WHEREOF, HARCO NATIONAL INSURANCE COMPANY and INTERNATIONAL FIDELITY INSURANCE COMPANY have each executed and attested these presents on this 31st day of December, 2022.



STATE OF NEW JERSEY
County of Essex

Kenneth Chapman

Executive Vice President, Harco National Insurance Company
and International Fidelity Insurance Company

STATE OF ILLINOIS
County of Cook



On this 31st day of December, 2022, before me came the individual who executed the preceding instrument, to me personally known, and, being by me duly sworn, said he is the therein described and authorized officer of HARCO NATIONAL INSURANCE COMPANY and INTERNATIONAL FIDELITY INSURANCE COMPANY; that the seals affixed to said instrument are the Corporate Seals of said Companies; that the said Corporate Seals and his signature were duly affixed by order of the Boards of Directors of said Companies.



IN TESTIMONY WHEREOF, I have hereunto set my hand affixed my Official Seal, at the City of Newark, New Jersey the day and year first above written.

Cathy Cruz a Notary Public of New Jersey
My Commission Expires April 18, 2024

CERTIFICATION

I, the undersigned officer of HARCO NATIONAL INSURANCE COMPANY and INTERNATIONAL FIDELITY INSURANCE COMPANY do hereby certify that I have compared the foregoing copy of the Power of Attorney and affidavit, and the copy of the Sections of the By-Laws of said Companies as set forth in said Power of Attorney, with the originals on file in the home office of said companies, and that the same are correct transcripts thereof, and of the whole of the said originals, and that the said Power of Attorney has not been revoked and is now in full force and effect.

IN TESTIMONY WHEREOF, I have hereunto set my hand this 27th day of September, 2023

Irene Martins, Assistant Secretary



MAINTENANCE BOND

BOND NO. HSHNSU0802422

KNOW ALL MEN BY THESE PRESENTS: THAT WE, B-5 Construction Company, Inc.

as Principal, and

Harco National Insurance Company, Illinois Corporation of 4200 Six Forks Rd, Suite 1400, Raleigh, NC 27605

licensed to do business in the State of Illinois and, as Surety, are held and firmly bound unto West Travis County Public Utility Agency

as Obligee, in the full and just sum of Four Hundred Eighty-Seven Thousand Five Hundred Sixty-Five and 00/100 (\$ 487,565.00)

Dollars lawful money of the United States of America to the payment of which sum, well and truly to be made, the Principal and the Surety bind themselves, their successors and assigns, jointly and severally, firmly by these presents.

SIGNED, SEALED AND DATED THIS 9th day of October, 2023

THE CONDITION OF THIS OBLIGATION IS THAT, WHEREAS the Principal entered into a contract with the Obligee for WEST TRAVIS COUNTY PUBLIC UTILITY AGENCY COUNTY LINE 1420 PUMP STATION UPGRADES

AND WHEREAS, the Obligee requires a guarantee from the Principal against defective workmanship in connection with said Contract.

NOW, THEREFORE, if the Principal shall make any repairs or replacements which may become necessary during the period of 10/9/2023 thru 10/08/2024 because of defective workmanship in connection with said contract of which defectiveness the Obligee shall give the Principal and Surety written notice within (30) thirty days after discovery thereof, then this obligation shall be void; otherwise it shall be in full force and effect.

All suits at law or proceedings in equity to recover on this bond must be instituted within twelve (12) months after the expiration of the maintenance period provided for herein.

B-5 Construction Company, Inc.

Witness Saradajon

[Signature]
Principal

Harco National Insurance Company

Witness Montagne

[Signature]
Jillian O'Neal
Attorney-in-Fact

POWER OF ATTORNEY
HARCO NATIONAL INSURANCE COMPANY
INTERNATIONAL FIDELITY INSURANCE COMPANY

Bond # HSHNSU0802422

Member companies of IAT Insurance Group, Headquartered: 4200 Six Forks Rd, Suite 1400, Raleigh, NC 27609

KNOW ALL MEN BY THESE PRESENTS: That **HARCO NATIONAL INSURANCE COMPANY**, a corporation organized and existing under the laws of the State of Illinois, and **INTERNATIONAL FIDELITY INSURANCE COMPANY**, a corporation organized and existing under the laws of the State of New Jersey, and having their principal offices located respectively in the cities of Rolling Meadows, Illinois and Newark, New Jersey, do hereby constitute and appoint

EDWARD ARENS, PHILIP BAKER, JILLIAN O'NEAL, ERICA ANNE COX, REBECCA GARZA, HANNAH MONTAGNE, MICHELE BONNIN

The Woodlands, TX

their true and lawful attorney(s)-in-fact to execute, seal and deliver for and on its behalf as surety, any and all bonds and undertakings, contracts of indemnity and other writings obligatory in the nature thereof, which are or may be allowed, required or permitted by law, statute, rule, regulation, contract or otherwise, and the execution of such instrument(s) in pursuance of these presents, shall be as binding upon the said **HARCO NATIONAL INSURANCE COMPANY** and **INTERNATIONAL FIDELITY INSURANCE COMPANY**, as fully and amply, to all intents and purposes, as if the same had been duly executed and acknowledged by their regularly elected officers at their principal offices.

This Power of Attorney is executed, and may be revoked, pursuant to and by authority of the By-Laws of **HARCO NATIONAL INSURANCE COMPANY** and **INTERNATIONAL FIDELITY INSURANCE COMPANY** and is granted under and by authority of the following resolution adopted by the Board of Directors of **INTERNATIONAL FIDELITY INSURANCE COMPANY** at a meeting duly held on the 13th day of December, 2018 and by the Board of Directors of **HARCO NATIONAL INSURANCE COMPANY** at a meeting held on the 13th day of December, 2018.

"RESOLVED, that (1) the Chief Executive Officer, President, Executive Vice President, Senior Vice President, Vice President, or Secretary of the Corporation shall have the power to appoint, and to revoke the appointments of, Attorneys-in-Fact or agents with power and authority as defined or limited in their respective powers of attorney, and to execute on behalf of the Corporation and affix the Corporation's seal thereto, bonds, undertakings, recognizances, contracts of indemnity and other written obligations in the nature thereof or related thereto; and (2) any such Officers of the Corporation may appoint and revoke the appointments of joint-control custodians, agents for acceptance of process, and Attorneys-in-fact with authority to execute waivers and consents on behalf of the Corporation; and (3) the signature of any such Officer of the Corporation and the Corporation's seal may be affixed by facsimile to any power of attorney or certification given for the execution of any bond, undertaking, recognizance, contract of indemnity or other written obligation in the nature thereof or related thereto, such signature and seals when so used whether heretofore or hereafter, being hereby adopted by the Corporation as the original signature of such officer and the original seal of the Corporation, to be valid and binding upon the Corporation with the same force and effect as though manually affixed."

IN WITNESS WHEREOF, **HARCO NATIONAL INSURANCE COMPANY** and **INTERNATIONAL FIDELITY INSURANCE COMPANY** have each executed and attested these presents on this 31st day of December, 2022



STATE OF NEW JERSEY
County of Essex

Kenneth Chapman

Executive Vice President, Harco National Insurance Company
and International Fidelity Insurance Company

STATE OF ILLINOIS
County of Cook



On this 31st day of December, 2022, before me came the individual who executed the preceding instrument, to me personally known, and, being by me duly sworn, said he is the therein described and authorized officer of **HARCO NATIONAL INSURANCE COMPANY** and **INTERNATIONAL FIDELITY INSURANCE COMPANY**; that the seals affixed to said instrument are the Corporate Seals of said Companies; that the said Corporate Seals and his signature were duly affixed by order of the Boards of Directors of said Companies.



IN TESTIMONY WHEREOF, I have hereunto set my hand affixed my Official Seal, at the City of Newark, New Jersey the day and year first above written.

Cathy Cruz a Notary Public of New Jersey
My Commission Expires April 16, 2024

CERTIFICATION

I, the undersigned officer of **HARCO NATIONAL INSURANCE COMPANY** and **INTERNATIONAL FIDELITY INSURANCE COMPANY** do hereby certify that I have compared the foregoing copy of the Power of Attorney and affidavit, and the copy of the Sections of the By-Laws of said Companies as set forth in said Power of Attorney, with the originals on file in the home office of said companies, and that the same are correct transcripts thereof, and of the whole of the said originals, and that the said Power of Attorney has not been revoked and is now in full force and effect.

IN TESTIMONY WHEREOF, I have hereunto set my hand on this day, October 9, 2023

Irene Martins, Assistant Secretary

IMPORTANT NOTICE

To obtain information or make a complaint:

You may contact Harco National Insurance Company at:

1-800-333-4167

You may also write to: Harco National Insurance Company c/o IAT Surety at:

Attn: Claims Department
One Newark Center, 20th Floor
Newark, NJ 07102

You may contact the Texas Department of Insurance to obtain information on companies, coverages, rights or complaints at:

1-800-252-3439

You may write the Texas Department of Insurance:

P. O. Box 149104
Austin, TX 78714-9104
Fax: (512) 490-1007
Web: www.tdi.texas.gov
E-mail: ConsumerProtection@tdi.texas.gov

PREMIUM OR CLAIM DISPUTES:

Should you have a dispute concerning your premium or about a claim you should contact the agent or the company first. If the dispute is not resolved, you may contact the Texas Department of Insurance.

ATTACH THIS NOTICE TO YOUR BOND:

This notice is for information only and does not become a part or condition of the attached document.

AVISO IMPORTANTE

Para obtener información o para presentar una queja:

Usted puede comunicarse con su Harco National Insurance Company al:

1-800-333-4167

Usted tambien puede escribir a Harco National Insurance Company c/o IAT Surety at:

Attn: Claims Department
One Newark Center, 20th Floor
Newark, NJ 07102

Puede comunicarse con el Departamento de Seguros de Texas para obtener informacion acerca de companias, coberturas, derechos o quejas al:

1-800-252-3439

Puede escribir al Departamento de Seguros de Texas:

P. O. Box 149104
Austin, TX 78714-9104
Fax: (512) 490-1007
Web: www.tdi.texas.gov
E-mail: ConsumerProtection@tdi.texas.gov

DISPUTAS SOBRE PRIMAS O RECLAMOS:

Si tiene una disputa concerniente a su prima o a un reclamo, debe comunicarse con el agente o la compania primero. Si no se resuelve la disputa, puede entonces comunicarse con el departamento (TDI).

UNA ESTE AVISO A SU FIANZA DE GARANTIA:

Este aviso es solo para proposito de informacion y no se convierte en parte o condicion del documento adjunto.



B-5 Construction Company Inc.,
30355 Old Hockley Rd
Magnolia, Tx 77355

10/10/2023

Subject: Warranty Letter – WTPPUA 1420 Pump Station Upgrade

To Whom It May Concern:

Based on our contract dated July 1, 2021, this letter confirms the completion of out portion of the above referenced West Bee Cave Pump Station Upgrade.

B-5 Construction Co. warrants all labor performed and material installed at the above-mentioned project site, in accordance with the contract, drawings, specifications, alterations and additions thereto, for a period of (1) one year from date of substantial completion, 09/21/2023. This warranty does not include normal wear and tear, and/or product abuse.

Under this warranty, B-5 Construction Co. will be provided the opportunity to have one of its representatives assess any damage identified to be caused by B-5 Construction Co. employees and/or material installed by B-5 Construction Co. If said damage is judged to be the fault of B-5 Construction Co. workmanship and/or material, B-5 Construction Co. will at no cost to the Owner repair or replace defective material.

B-5 Construction Co. appreciates the opportunity to work with the West Travis County PUA and Murfee Engineering, Inc. If we can offer any additional information or services, please give us a call.

Sincerely,

Cecil Bell Jr
President
B-5 Construction Co.
281-356-3264



Request for Information

Project Name: WTC PUA 1420	Date: 3/17/2022
Project Engineer: Jason Baze	Contractor: B-5 Construction Company
Address: 1101 Capitol of Texas Highway South Building D, Suite 110 Austin, Texas 78746	Address: 30355 Old Hockley Road Magnolia, Texas 77355

Interpretation and/or direction concerning the issue(s) described below is hereby requested:

Description (attach sketches or other documentation as required):

Odessa pump contacted B-5 regarding general dialog between Odessa and owner regarding pump motor. Odessa notes owner wants to be able to consider 5 YR. warranty option versus replacement. Odessa Pump is offering additional 60-month warranty in conjunction with the factory NIDEC warranty. Extended warranty will cover the motor from day of startup. Need owner and engineers' approval.

By

3/17/2022

Date

Response (attach sketches or other documentation as required):

By

Date



28855 III 10 W
Boerne, TX 78006
(830) 755-5160

3-16-2022

**Attn: Cecil Bell Jr.
B-5 Construction
Observation Report-Warranty Offer - CL 1420 Upgrades**

In response to the cracks observed on motor case air duct. Upon inspection, the cracks present on the air duct of the motor case were deemed superficial and not a detriment to the structure of the case and motor performance. The cracks were drilled out to stop migration. The cracks were then v-notched, cleaned and built back up with metal bond epoxy and repainted. Odessa Pumps understands the concerns of the owner/engineer on the acceptance of the motor in question and will offer an extended warranty. Odessa Pumps is willing offer a 60-month extended warranty from date of startup for the motor in conjunction with the factory NIDEC warranty already in place. Extended warranty offered would cover motor ID#- B 03 7733333-0005 R 0001. We ask this warranty offer to be presented to the owner/engineer for acceptance. The units are ready for delivery upon approval.

Best Regards

Scott West

Odessa Pumps
A DistributionNOW Company
28855 Interstate 10 W
Boerne, TX 78006
Mobile: 210-501-3844
scott.west@dnw.com
odessapumps.com
distributionnow.com



CLA-VAL AUTOMATIC CONTROL VALVES

10/10/23

Job Name: West Travis

Cla-Val performed the start up on two pump control valves. This was performed over three site visits. When we left the site, both valves were performing per our manufacturing standards.

Regards,
James R. Oney
District Sales Manager
Cla-Val Co

CLA-VAL WARRANTY

3 Year Warranty on Cla-Val Quality Products

This is a Limited Warranty

Automatic valves and controls as manufactured by Cla-Val are warranted for three years from date of shipment against manufacturing defects in material and workmanship that develop in the service for which they are designed, provided the products are installed and used in accordance with all applicable instructions and limitations issued by Cla-Val. Electronic components manufactured by Cla-Val are warranted for one year from the date of shipment.

We will repair or replace defective material, free of charge which is returned to our factory, transportation charges prepaid, provided that after inspection the material is found to have been defective at time of shipment. The warranty is expressly conditioned on the purchaser's giving Cla-Val immediate written notice upon discovery of the defect.

Components used by Cla-Val, but manufactured by others, are warranted only to the extent of that manufacturer's guarantee.

This warranty shall not apply if the product has been altered or repaired by others, and Cla-Val shall make no allowance or credit for such repairs or alterations unless authorized in writing by Cla-Val.

Disclaimer of Warranties & Limitation of Liability

The foregoing warranty is exclusive and in lieu of all other warranties and representations whether expressed, implied, oral or written, including but not limited to, any implied warranties or merchantability or fitness for a particular purpose. All such other warranties and representations are hereby cancelled.

Cla-Val shall not be liable for any incidental or consequential loss, damage or expense arising directly or indirectly from the use of the product. Cla-Val shall not be liable for any damages or charges for labor or expense in making repairs or adjustments to the product. Cla-Val shall not be liable for any damages or charges sustained in the adaptation or use of its engineering data and services.

No representative of Cla-Val may change any of the foregoing or assume any additional liability or responsibility in connection with the product.

The liability of Cla-Val is limited to material replacements F.O.B. Newport Beach, California.

CLA-VAL

1701 Placentia Avenue • Costa Mesa, CA 92627

800-942-6326 • Fax: 949-548-5441 • Web Site: cla-val.com • E-mail: info@cla-val.com

CLA-VAL CANADA
4687 Christie Drive
Beamsville, Ontario
Canaca LOR 1B4
Phone: 905-569-4963
Fax: 905-569-4040
E-mail: sales@cla-val.ca

CLA-VAL EUROPE
Chemin des Messanges 1
CH-1032 Romanel/
Lausanne, Switzerland
Phone: 41-21-643-15-55
Fax: 41-21-643-15-50
E-mail: cla-val@cla-val.ch

CLA-VAL UK
Dainton House,
Turnbridge Wells
Kent TN1 2 DH England
Phone: 44-1892-514-420
Fax: 44-1892-543-423
E-mail: info@cla-val.co.uk

CLA-VAL FRANCE
Porte du Grand Lyon 1
ZAC du Champ du Pèrier
France - 01700 Neyron
Phone: 33-4-72-25-92-93
Fax: 33-4-72-25-04-17
E-mail: cla-val@cla-val.fr

CLA-VAL PACIFIC
45 Kennaway Road
Woolston, Christchurch, 8023
New Zealand
Phone: 64-3964-4860
www.cla-valpacific.com
E-mail: info@cla-valpacific.com

©COPYRIGHT CLA-VAL 2016 Printed in USA. Specifications subject to change without notice.

visit www.cla-val-latinamerica.com for Spanish literature





Murfee Engineering Company

September 8, 2023

Mr. Scott Roberts, President and
Board of Directors
West Travis County Public Utility Agency
13215 Bee Cave Parkway, Building B, Suite 110
Bee Cave, Texas 78738

**Re: WTCPUA 1240 Elevated Storage Tank
Contractor's Application for Payment No. 3**

Mr. Roberts and Board:

Enclosed is Application for Payment No. 3 from Landmark Structures for the period ending August 31st, 2023. We have reviewed this application for payment, concur with the items and quantities, and recommend approval and payment in the amount of six hundred thirteen thousand, two hundred fifty three dollars and fifty cents. (\$613,253.50). This application for payment is broken down as follows:

Original Contract Price:	\$3,980,000.00
Net change with Change Orders	\$0.00
Total Completed and stored to Date:	\$2,330,122.50
Retainage (5%):	\$116,506.13
Amount Due this Application:	\$613,253.50
Balance to Finish, Plus Retainage:	\$1,766,383.63

If you have any questions, please do not hesitate to contact me.

Sincerely,

Bryce Canady
Project Manager - MEC

cc: Jennifer Reichers – WTCPUA
MEC File No. 11051-169

TO OWNER/CLIENT:

West Travis County Public
Utility Agency 13215 Bee Cave Pkw,Bldg B,Ste 110
Bee Cave, Texas 78738

PROJECT:

1781 - 1781 West Travis Co TX - 1.0MG CET
304 Old Stone Rd.
Austin, Texas 78737

APPLICATION NO: 3

INVOICE NO: 3

PERIOD: 08/01/23 - 08/31/23

FROM CONTRACTOR:

Landmark Structures
1665 Harmon Rd
Fort Worth, Texas 76177

VIA ARCHITECT/ENGINEER:

Roberto Ferreira (Murfee Engineering Company)

OWNER'S CONTRACT NO:

CONTRACT DATE:

CONTRACT FOR: 1240 Elevated Storage Tank

CONTRACTOR'S APPLICATION FOR PAYMENT

Application is made for payment, as shown below, in connection with the Contract. Continuation Sheet is attached.

1. Original Contract Sum	\$3,980,000.00
2. Net change by change orders	\$0.00
3. Contract Sum to date (Line 1 ± 2)	\$3,980,000.00
4. Total completed and stored to date (Column G on detail sheet)	\$2,330,122.50
5. Retainage:	
a. 5.00% of completed work	\$116,506.13
b. 0.00% of stored material	\$0.00
Total retainage (Line 5a + 5b or total in column I of detail sheet)	\$116,506.13
6. Total earned less retainage (Line 4 less Line 5 Total)	\$2,213,616.37
7. Less previous certificates for payment (Line 6 from prior certificate)	\$1,600,362.87
8. Current payment due:	\$613,253.50
9. Balance to finish, including retainage (Line 3 less Line 6)	\$1,766,383.63

The undersigned certifies that to the best of the Contractor's knowledge, information and belief, the Work covered by this Application for Payment has been completed in accordance with the Contract Documents, that all amounts have been paid by the Contractor for Work which previous Certificates for payment were issued and payments received from the Owner/Client, and that current payments shown herein is now due.

CONTRACTOR: Landmark Structures

By: 

Date: 8/31/2023

ARCHITECT'S/ENGINEER'S CERTIFICATE FOR PAYMENT

In accordance with the Contract Documents, based on the on-site observations and the data comprising this application, the Architect/Engineer certifies to the Owner/Client that to the best of the Architect's/Engineer's knowledge, information and belief that Work is in accordance with the Contract Documents, and the Contractor is entitled to payment of the AMOUNT CERTIFIED.

AMOUNT CERTIFIED: \$613,253.50

(Attach explanation if amount certified differs from the amount applied for. Initial all figures on this Application and on the Continuation Sheet that are changed to confirm the amount certified.)

ARCHITECT/ENGINEER:

By: 

Date: 9/8/2023

This certificate is not negotiable. The amount certified is payable only to the Contractor named herein. Issuance, payment and acceptance of payment are without prejudice to the rights of the Owner/Client or Contractor under this Contract.

CHANGE ORDER SUMMARY	ADDITIONS	DEDUCTIONS
Total changes approved in previous months by Owner/Client:	\$0.00	\$0.00
Total approved this month:	\$0.00	\$0.00
Totals:	\$0.00	\$0.00
Net change by change orders:	\$0.00	

Document SUMMARY SHEET, APPLICATION AND CERTIFICATE FOR PAYMENT, containing Contractor's signed Certification is attached.
 Use Column I on Contracts where variable retainage for line items apply.

APPLICATION NUMBER: 3

APPLICATION DATE: 8/25/2023

PERIOD: 08/01/23 - 08/31/23

Contract Lines

A	B	C				D	E	G		H	I
ITEM NO.	DESCRIPTION OF WORK	SCHEDULED VALUE				WORK COMPLETED		TOTAL COMPLETE	% COMPLETE	BALANCE TO FINISH (C - G)	RETAINAGE
		UNIT	QTY	UNIT PRICE	VALUE	PRIOR APPLICATION	THIS PERIOD				
1	1.01 Bonds	LS	1.0	\$19,700.00	\$19,700.00	\$19,700.00	\$0.00	\$19,700.00	100.00%	\$0.00	\$985.00
2	1.02 Engineering - Elevated Tank - Design Basis / Foundation	LS	1.0	\$89,600.00	\$89,600.00	\$89,600.00	\$0.00	\$89,600.00	100.00%	\$0.00	\$4,480.00
3	1.03 Engineering - Elevated Tank - Pedestal	LS	1.0	\$79,600.00	\$79,600.00	\$79,600.00	\$0.00	\$79,600.00	100.00%	\$0.00	\$3,980.00
4	1.04 Engineering - Elevated Tank - Steel Tank	LS	1.0	\$69,700.00	\$69,700.00	\$0.00	\$62,730.00	\$62,730.00	90.00%	\$6,970.00	\$3,136.50
5	1.05 Storm Water Pollution Plan	LS	1.0	\$3,000.00	\$3,000.00	\$3,000.00	\$0.00	\$3,000.00	100.00%	\$0.00	\$150.00
6	2.01 Silt Fence	LF	1504.0	\$10.00	\$15,040.00	\$15,040.00	\$0.00	\$15,040.00	100.00%	\$0.00	\$752.00
7	2.02 Stabilized Construction Entrance	EA	1.0	\$5,446.00	\$5,446.00	\$5,446.00	\$0.00	\$5,446.00	100.00%	\$0.00	\$272.30
8	2.03 Concrete Washout Station	EA	1.0	\$4,400.00	\$4,400.00	\$4,400.00	\$0.00	\$4,400.00	100.00%	\$0.00	\$220.00
9	2.04 Tree Removal / Clear & Grub	LS	1.0	\$24,800.00	\$24,800.00	\$24,800.00	\$0.00	\$24,800.00	100.00%	\$0.00	\$1,240.00
10	2.05 Mass Grading to Balance Site for Tank	LS	1.0	\$49,800.00	\$49,800.00	\$49,800.00	\$0.00	\$49,800.00	100.00%	\$0.00	\$2,490.00
11	2.06 Access Road	LS	1.0	\$74,900.00	\$74,900.00	\$74,900.00	\$0.00	\$74,900.00	100.00%	\$0.00	\$3,745.00
12	3.01 Foundation - Excavation	LS	1.0	\$44,800.00	\$44,800.00	\$44,800.00	\$0.00	\$44,800.00	100.00%	\$0.00	\$2,240.00
13	3.02 Foundation - Ring Foundation	LS	1.0	\$194,800.00	\$194,800.00	\$194,800.00	\$0.00	\$194,800.00	100.00%	\$0.00	\$9,740.00
14	3.03 Foundation - Backfill Exterior	LS	1.0	\$34,900.00	\$34,900.00	\$34,900.00	\$0.00	\$34,900.00	100.00%	\$0.00	\$1,745.00
15	4.01 Concrete Pedestal - Lifts 1 / Crane / Scaffold	LS	1.0	\$179,600.00	\$179,600.00	\$179,600.00	\$0.00	\$179,600.00	100.00%	\$0.00	\$8,980.00
16	4.02 Concrete Pedestal - Lifts 2-3	PC	2.0	\$134,800.00	\$269,600.00	\$134,800.00	\$134,800.00	\$269,600.00	100.00%	\$0.00	\$13,480.00
17	4.03 Concrete Pedestal - Lifts 3-11	PC	8.0	\$97,800.00	\$782,400.00	\$489,000.00	\$293,400.00	\$782,400.00	100.00%	\$0.00	\$39,120.00
18	4.04 Concrete Pedestal - Tank Floor	LS	1.0	\$154,600.00	\$154,600.00	\$0.00	\$154,600.00	\$154,600.00	100.00%	\$0.00	\$7,730.00
19	4.05 Backfill Interior	LS	1.0	\$17,500.00	\$17,500.00	\$4,375.00	\$0.00	\$4,375.00	25.00%	\$13,125.00	\$218.75
20	5.01 Steel Tank - Materials / Fabrication	LS	1.0	\$449,500.00	\$449,500.00	\$196,431.50	\$0.00	\$196,431.50	43.70%	\$253,068.50	\$9,821.58
21	5.02 Steel Tank - Erect - Ring Beam	LS	1.0	\$48,700.00	\$48,700.00	\$0.00	\$0.00	\$0.00	0.00%	\$48,700.00	\$0.00
22	5.03 Steel Tank - Erect - Cone	LS	1.0	\$139,600.00	\$139,600.00	\$0.00	\$0.00	\$0.00	0.00%	\$139,600.00	\$0.00
23	5.04 Steel Tank - Erect - Vertical Shell	LS	1.0	\$108,700.00	\$108,700.00	\$0.00	\$0.00	\$0.00	0.00%	\$108,700.00	\$0.00
24	5.05 Steel Tank - Erect - Access Tube / Platform	LS	1.0	\$57,400.00	\$57,400.00	\$0.00	\$0.00	\$0.00	0.00%	\$57,400.00	\$0.00
25	5.06 Steel Tank - Erect - Hoist	LS	1.0	\$34,300.00	\$34,300.00	\$0.00	\$0.00	\$0.00	0.00%	\$34,300.00	\$0.00
26	5.07 Steel Tank - Erect - Floor	LS	1.0	\$15,400.00	\$15,400.00	\$0.00	\$0.00	\$0.00	0.00%	\$15,400.00	\$0.00
27	5.08 Steel Tank - Erect - Roof	LS	1.0	\$19,700.00	\$19,700.00	\$0.00	\$0.00	\$0.00	0.00%	\$19,700.00	\$0.00
28	6.01 Steel Tank - Field Coating - Ground Phase	LS	1.0	\$177,600.00	\$177,600.00	\$0.00	\$0.00	\$0.00	0.00%	\$177,600.00	\$0.00
29	6.02 Steel Tank - Field Coating - Air Phase	LS	1.0	\$120,200.00	\$120,200.00	\$0.00	\$0.00	\$0.00	0.00%	\$120,200.00	\$0.00
30	7.01 Mechanical - Base - Piping	LS	1.0	\$39,600.00	\$39,600.00	\$39,600.00	\$0.00	\$39,600.00	100.00%	\$0.00	\$1,980.00
31	7.02 Mechanical - Pedestal - Riser Piping	LS	1.0	\$83,800.00	\$83,800.00	\$0.00	\$0.00	\$0.00	0.00%	\$83,800.00	\$0.00
32	7.03 Mechanical - Chamber - Valves / Piping	LS	1.0	\$95,100.00	\$95,100.00	\$0.00	\$0.00	\$0.00	0.00%	\$95,100.00	\$0.00
33	8.01 Concrete Pedestal - Ladders / Landings	LS	1.0	\$48,800.00	\$48,800.00	\$0.00	\$0.00	\$0.00	0.00%	\$48,800.00	\$0.00
34	8.02 Steel Tank - Hatches / Vents	LS	1.0	\$5,100.00	\$5,100.00	\$0.00	\$0.00	\$0.00	0.00%	\$5,100.00	\$0.00

A ITEM NO.	B DESCRIPTION OF WORK	C SCHEDULED VALUE				D WORK COMPLETED		E		G		H	I
		UNIT	QTY	UNIT PRICE	VALUE	PRIOR APPLICATION	THIS PERIOD	TOTAL COMPLETE	% COMPLETE	BALANCE TO FINISH (C - G)	RETAINAGE		
35	9.01 Slab on Grade	LS	1.0	\$7,300.00	\$7,300.00	\$0.00	\$0.00	\$0.00	0.00%	\$7,300.00	\$0.00		
36	9.02 Doors	LS	1.0	\$10,400.00	\$10,400.00	\$0.00	\$0.00	\$0.00	0.00%	\$10,400.00	\$0.00		
37	10.01 Underground Duct / Raceways	LS	1.0	\$30,100.00	\$30,100.00	\$0.00	\$0.00	\$0.00	0.00%	\$30,100.00	\$0.00		
38	10.02 Panels / Lighting / Raceways / Wiring	LS	1.0	\$35,300.00	\$35,300.00	\$0.00	\$0.00	\$0.00	0.00%	\$35,300.00	\$0.00		
39	10.03 Instrumentation / Controls / SCADA	LS	1.0	\$40,300.00	\$40,300.00	\$0.00	\$0.00	\$0.00	0.00%	\$40,300.00	\$0.00		
40	10.04 Cathodic Protection	LS	1.0	\$16,300.00	\$16,300.00	\$0.00	\$0.00	\$0.00	0.00%	\$16,300.00	\$0.00		
41	11.01 16in Waterline	LF	95.0	\$500.00	\$47,500.00	\$0.00	\$0.00	\$0.00	0.00%	\$47,500.00	\$0.00		
42	11.02 Fire Hydrant and Assembly	EA	1.0	\$11,000.00	\$11,000.00	\$0.00	\$0.00	\$0.00	0.00%	\$11,000.00	\$0.00		
43	11.03 16in Tie-In	LS	1.0	\$11,500.00	\$11,500.00	\$0.00	\$0.00	\$0.00	0.00%	\$11,500.00	\$0.00		
44	11.04 Trench Safety System	LF	79.0	\$10.00	\$790.00	\$0.00	\$0.00	\$0.00	0.00%	\$790.00	\$0.00		
45	11.05 Overflow Splash Pad	EA	1.0	\$7,500.00	\$7,500.00	\$0.00	\$0.00	\$0.00	0.00%	\$7,500.00	\$0.00		
46	11.06 12in Reinforced Concrete Pipe	LF	45.0	\$330.00	\$14,850.00	\$0.00	\$0.00	\$0.00	0.00%	\$14,850.00	\$0.00		
47	11.07 Concrete Trickle Channel	CY	59.0	\$300.00	\$17,700.00	\$0.00	\$0.00	\$0.00	0.00%	\$17,700.00	\$0.00		
48	11.08 V-5718 Grate	EA	1.0	\$2,000.00	\$2,000.00	\$0.00	\$0.00	\$0.00	0.00%	\$2,000.00	\$0.00		
49	12.01 Sidewalk	LS	1.0	\$5,700.00	\$5,700.00	\$0.00	\$0.00	\$0.00	0.00%	\$5,700.00	\$0.00		
50	12.02 Bollards	EA	2.0	\$1,000.00	\$2,000.00	\$0.00	\$0.00	\$0.00	0.00%	\$2,000.00	\$0.00		
51	12.03 Site Security Fence & Gate	LF	360.0	\$50.00	\$18,000.00	\$0.00	\$0.00	\$0.00	0.00%	\$18,000.00	\$0.00		
52	12.04 Asphalt Access Drive	SY	714.0	\$40.00	\$28,560.00	\$0.00	\$0.00	\$0.00	0.00%	\$28,560.00	\$0.00		
53	12.05 Grading	CY	18.0	\$250.00	\$4,500.00	\$0.00	\$0.00	\$0.00	0.00%	\$4,500.00	\$0.00		
54	12.06 LOC Restoration	SY	11014.0	\$1.00	\$11,014.00	\$0.00	\$0.00	\$0.00	0.00%	\$11,014.00	\$0.00		
55	13.01 16in STATIC WESTFALL MIXER	LS	1.0	\$33,000.00	\$33,000.00	\$0.00	\$0.00	\$0.00	0.00%	\$33,000.00	\$0.00		
56	13.02 HYDRODYNAMIC MIXER - Piping Material	LS	1.0	\$55,000.00	\$55,000.00	\$0.00	\$0.00	\$0.00	0.00%	\$55,000.00	\$0.00		
57	13.03 HYDRODYNAMIC MIXER - Valves	LS	1.0	\$12,000.00	\$12,000.00	\$0.00	\$0.00	\$0.00	0.00%	\$12,000.00	\$0.00		
TOTALS:		\$3,980,000.00				\$1,684,592.50	\$645,530.00	\$2,330,122.50	58.55%	\$1,649,877.50	\$116,506.13		

Grand Totals

A ITEM NO.	B DESCRIPTION OF WORK	C SCHEDULED VALUE				D WORK COMPLETED		E		G		H	I
		UNIT	QTY	UNIT PRICE	VALUE	PRIOR APPLICATION	THIS PERIOD	TOTAL COMPLETE	% COMPLETE	BALANCE TO FINISH (C - G)	RETAINAGE		
GRAND TOTALS:		\$3,980,000.00				\$1,684,592.50	\$645,530.00	\$2,330,122.50	58.55%	\$1,649,877.50	\$116,506.13		

Bidding Requirements, Contract Forms & Conditions of the Contract
Supplemental General Conditions – Section 00 81 00

AFFIDAVIT OF BILLS PAID, PARTIAL LIEN WAIVER AND INDEMNITY
[FOR USE BY CONTRACTOR ONLY]

THE STATE OF TEXAS §
 §
COUNTY OF ~~TRAVIS~~ §
 TARRANT

BEFORE ME, the undersigned authority, on this day personally came and appeared Nick Carsten, known to me to be a credible person, and Project Manager of Landmark Structures I, L.P., a General Contractor (hereinafter called "Contractor"), and who, being first duly sworn, upon his oath declares and acknowledges as follows:

2. I am the duly authorized agent for the said Contractor which has authorized me to make this affidavit, to enter into the agreements and to grant the lien waivers herein set forth, on its behalf and as its acts and deeds, and all the facts and recitations herein are true and correct.

3. Contractor has supplied materials and/or performed labor in connection with the construction of facilities known as WTCPUA 1240 Elevated Storage Tank (the "Facilities") as more particularly described in that one certain Standard Form of Agreement by and between WTCPUA (the "Owner"), and Landmark Structures I, L.P. (the "Contractor") dated May 10, 2023.

4. Contractor has received payment of all sums due Contractor for materials supplied and labor performed in connection with the construction of the Facilities up to and including _____, _____ (the "Release Date").

5. In consideration of the payment by Owner of all said sums and other good and valuable consideration, the receipt of all of which is hereby acknowledged, Contractor has waived and released and, acting herein by and through me, does hereby waive and release, any and all liens, rights and interests (whether choate or inchoate and including, without limitation, all mechanic's and materialman's liens under the Constitution, statutes and laws of the State of Texas) owned, claimed or held, or to be owned, claimed or held by Contractor in and to the Facilities and on any property on which the Facilities are located (such property is referred to herein as the "Land"), or any part thereof, whether real or personal property and whether or not affixed to or severed or severable from the Land, for any materials supplied and labor performed in connection with construction of the Facilities up to and including the Release Date; and the Contractor for itself, its representatives and assigns does release, acquit and forever discharge Owner and his respective successors and assigns, from any and all such claims, debts, demands and causes of action that Contractor has or may have as a result of the same.

6. A full and complete list of all persons and entities which Contractor has engaged or with which Contractor has entered into any contractual arrangement to furnish materials or to perform any labor in connection with any construction or work on the Land or the Facilities up to and including the Release Date is set forth on Exhibit A, attached hereto and incorporated herein for all purposes. Contractor has actual knowledge that all bills owed by Contractor to others for materials furnished and labor performed in connection with any construction or work on the Land or the Facilities up to and including the Release

Bidding Requirements, Contract Forms & Conditions of the Contract
Supplemental General Conditions – Section 00 81 00

Exhibit "A"
List of Subcontractors

1. No Subs for the Month of August _____
2. _____
3. _____
4. _____
5. _____
6. _____
7. _____
8. _____
9. _____
10. _____
11. _____
12. _____
13. _____
14. _____
15. _____
16. _____
17. _____
18. _____
19. _____
20. _____

Electronic Funds Transfer Information

Bank Account Name	Landmark Structures I, L.P.
Address	1665 Harmon Road Fort Worth, Texas 76177
Bank Name	Branch Banking and Trust Company, now Truist
Bank Address	1201 Church Street Colleyville, Texas 76034
Account Type	Checking
Routing Number	111017694
Account Number	1440000699245

Please forward remittance information to accounting.usowner@teamlandmark.com or mail to the address above.



Murfee Engineering Company

September 22nd, 2023

Mr. Scott Roberts, President and
Board of Directors
West Travis County Public Utility Agency
13215 Bee Cave Parkway, Building B, Suite 110
Bee Cave, Texas 78738

**Re: WTCPUA Wastewater Sludge Dewatering Equipment
Contractor's Application for Payment No. 3**

Mr. Roberts and Board:

Enclosed is the second invoice from Process Wastewater Technologies for the period ending August 31, 2023. The invoice is for the submittal portion of the contract, which has been receive, reviewed, and approved. I recommend payment of the requested thirty-six thousand nine hundred fifty dollars (\$36,950.00). This application for payment is broken down as follows:

Original Contract Price:	\$739,000.00
Change Order(s):	\$0.00
Current Contract Price:	\$739,000.00
Total Completed and Stored to Date:	\$739,000.00
Retainage (5%):	\$36,950.00
Amount Due this Application:	\$39,950.00
Balance to Finish, Plus Retainage:	\$36,950.00

If you have any questions, please do not hesitate to contact me.

Sincerely,

Andrea Wyatt, P.E.
Project Manager

cc: Jennifer Riechers – WTCPUA
George Murfee, P.E. – MEC
Jason Baze, P.E. – MEC
MEC File No. 11051.137

W:\WTCPUA\Facilities\Wastewater\Solids Management Master Plan\Construction Admin\Pay Applications\PA3-WWSMMP-WTCPUA-230922.docx

Contractor's Application for Payment No. 3

Application Period: Sep-23	Application Date: September 14, 2023
To (Owner): West Travis County PUA	Via (Engineer): Murfee Engineering Compnay
From (Contractor): Process Wastewater Technologies	Contract:
Project: Wastewater Sludge Dewatering Equipment	Contractor's Project No: VDPTX19228
Owner's Contract No:	Engineer's Project No: 11051 137

**Application For Payment
Change Order Summary**

Approved Change Orders				
Number	Additions	Deductions		
TOTALS				
NET CHANGE BY CHANGE ORDERS				

1. ORIGINAL CONTRACT PRICE.....	\$	<u>739,000.00</u>
2. Net change by Change Orders.....	\$	<u> </u>
3. Current Contract Price (Line 1 ± 2).....	\$	<u>739,000.00</u>
4. TOTAL COMPLETED AND STORED TO DATE (Column F total on Progress Estimates).....	\$	<u>739,000.00</u>
5. RETAINAGE:		
a. 5% X <u>739,000.00</u> Work Completed.....	\$	<u>336,950.00</u>
b. X <u> </u> Stored Material.....	\$	<u> </u>
c. Total Retainage (Line 5.a + Line 5.b).....	\$	<u>336,950.00</u>
6. AMOUNT ELIGIBLE TO DATE (Line 4 - Line 5.c).....	\$	<u>702,050.00</u>
7. LESS PREVIOUS PAYMENTS (Line 6 from prior Application).....	\$	<u>662,100.00</u>
8. AMOUNT DUE THIS APPLICATION.....	\$	<u>39,950.00</u>
9. BALANCE TO FINISH, PLUS RETAINAGE (Column G total on Progress Estimates + Line 5.c above).....	\$	<u>336,950.00</u>

Contractor's Certification
The undersigned Contractor certifies, to the best of its knowledge, the following:
(1) All previous progress payments received from Owner on account of Work done under the Contract have been applied on account to discharge Contractor's legitimate obligations incurred in connection with the Work covered by prior Applications for Payment;
(2) Title to all Work, materials and equipment incorporated in said Work, or otherwise listed in or covered by this Application for Payment, will pass to Owner at time of payment free and clear of all Liens, security interests, and encumbrances (except such as are covered by a bond acceptable to Owner indemnifying Owner against any such Liens, security interest, or encumbrances); and
(3) All the Work covered by this Application for Payment is in accordance with the Contract Documents and is not defective

Contractor Signature
By: *David Fry* Date: 9/14/23

Payment of: \$ 39,950.00
(Line 8 or other - attach explanation of the other amount)

is recommended by: *Andrea Wyatt* 9/15/2023
(Engineer) (Date)

Payment of: \$
(Line 8 or other - attach explanation of the other amount)

is approved by:
(Owner) (Date)



Murfee Engineering Company

October 5th, 2023

Mr. Scott Roberts, President and Board of Directors
West Travis County Public Utility Agency
13215 Bee Cave Parkway, Building B, Suite 110
Bee Cave, Texas 78738

Re: Trautwein Road at Hwy 290 12-inch Waterline Relocation Contractor’s Application for Payment No. 2 (Final)

Mr. Roberts and Board:

Enclosed is Application for Payment No. 2 from Lone Star Sitework, LLC. for the period ending September 30th, 2023. We have reviewed this application for payment, current with Change Order No. 1 for contract quantity changes, conducted site observations, concur with the items and quantities, and recommend approval and payment in the amount of one hundred seventy-seven thousand, four hundred fifty-five and 50/100 dollars (\$177,455.50). The contractor has completed all work and we recommend the acceptance of the project for operation and maintenance. This application for payment is broken down as follows:

Original Contract Price:	\$251,177.80
Net Change by Change Orders:	\$47,730.00
Current Contract Price:	\$298,907.80
Total Completed and Stored to Date:	\$298,907.80
Retainage (0%):	\$0.00
Amount Due this Application:	\$177,455.50
Balance to Finish, Plus Retainage:	\$0.00

If you have any questions, please do not hesitate to contact me.

Sincerely,

Jason Baze, P.E.

cc: Jennifer Riechers – WTCPUA
MEC File No. 11051.166

Attachments: Contract Close Out Documentation



Contractor's Application for Payment No. 2

	Application Period: 7/11/2023 - 09/30/2023	Application Date: 10/5/2023
To (Owner): West Travis County Public Utility Agency	From (Contractor): Lone Star Sitework, LLC	Via (Engineer): Murfee Engineering Company, Inc.
Project: TRAUTWEIN ROAD AT HWY 290 12-INCH WATERLINE RELOCATION	Contract: TRAUTWEIN ROAD AT HWY 290 12-INCH WATERLINE RELOCATION	
Owner's Contract No.:	Contractor's Project No.:	Engineer's Project No.:

**Application For Payment
Change Order Summary**

Approved Change Orders	Number	Additions	Deductions			
		\$47,730.00		1. ORIGINAL CONTRACT PRICE.....	\$	\$251,177.80
				2. Net change by Change Orders.....	\$	\$47,730.00
				3. Current Contract Price (Line 1 ± 2).....	\$	\$298,907.80
				4. TOTAL COMPLETED AND STORED TO DATE		
				(Column F total on Progress Estimates).....	\$	\$298,907.80
				5. RETAINAGE:		
				a. 10% X _____ Work Completed.....	\$	_____
				b. X _____ Stored Material.....	\$	_____
				c. Total Retainage (Line 5.a + Line 5.b).....	\$	_____
				6. AMOUNT ELIGIBLE TO DATE (Line 4 - Line 5.c).....	\$	\$298,907.80
				7. LESS PREVIOUS PAYMENTS (Line 6 from prior Application).....	\$	\$121,452.30
				8. AMOUNT DUE THIS APPLICATION.....	\$	\$177,455.50
				9. BALANCE TO FINISH, PLUS RETAINAGE		
				(Column G total on Progress Estimates + Line 5.c above).....	\$	_____
TOTALS		\$47,730.00				
NET CHANGE BY CHANGE ORDERS		\$47,730.00				

Contractor's Certification

The undersigned Contractor certifies, to the best of its knowledge, the following:

(1) All previous progress payments received from Owner on account of Work done under the Contract have been applied on account to discharge Contractor's legitimate obligations incurred in connection with the Work covered by prior Applications for Payment;

(2) Title to all Work, materials and equipment incorporated in said Work, or otherwise listed in or covered by this Application for Payment, will pass to Owner at time of payment free and clear of all Liens, security interests, and encumbrances (except such as are covered by a bond acceptable to Owner indemnifying Owner against any such Liens, security interest, or encumbrances); and

(3) All the Work covered by this Application for Payment is in accordance with the Contract Documents and is not defective.

Contractor Signature

By: Megan Harrison Date: 10/06/2023

Payment of: \$ _____

: - attach explanation of the other amount)

is recommended by: Jason Pige 10-5-2023

(Engineer) (Date)

Payment of: \$ _____

(Line 8 or other - attach explanation of the other amount)

is approved by: _____

(Owner) (Date)

Approved by: _____

Funding or Financing Entity (if applicable) (Date)

Progress Estimate - Lump Sum Work

Contractor's Application

For (Contract):					Application Number:							
TRAUTWEIN ROAD AT HWY 290 12-INCH WATERLINE RELOCATION					2							
Application Period:					Application Date:							
7/11/2023 - 09/30/2023					10/5/2023							
A					Work Completed				E	F		G
Specification Section No.	Description	UOM	QUANTITY	UNIT PRICE	B Scheduled Value (\$)	C From Previous Application (C+D)	D Quantity This Period	D This Period	Materials Presently Stored (not in C or D)	Total Completed and Stored to Date (C + D + E)	% (F / B)	Balance to Finish (B - F)
E1	SILT FENCE	LF	225	\$ 6.00	\$1,350.00	225				\$1,350.00	100.0%	
E2	LOC RESTORATION/HYDROMULCH SEEDING	SY	3,478	\$ 8.50	\$29,563.00	3478				\$29,563.00	100.0%	
E3	TREE PROTECTION INSTALLATION & MAINTENANCE	LF	553	\$ 10.00	\$5,530.00	553				\$5,530.00	100.0%	
W1a	12 INCH DUCTILE IRON WATER MAIN (4FT- 6 FT CUT)	LF	394	\$ 150.00	\$59,100.00	360	34.00	\$5,100.00		\$59,100.00	100.0%	
W1b	12 INCH DUCTILE IRON WATER MAIN (6FT-15 FT CUT)	LF	50	\$ 190.00	\$9,500.00		50.00	\$9,500.00		\$9,500.00	100.0%	
W1c	12 INCH DUCTILE IRON WATER MAIN (WITHIN CASING PIPE)	LF	88	\$ 180.00	\$15,840.00		88.00	\$15,840.00		\$15,840.00	100.0%	
W2	12 INCH CONNECTION EXISTING WATER MAIN	EA	2	\$ 4,149.00	\$8,298.00	2				\$8,298.00	100.0%	
W3	24 INCH ENCASEMENT PIPE (BORE)	LF	60	\$ 836.00	\$50,160.00		60.00	\$50,160.00		\$50,160.00	100.0%	
W4	24 INCH ENCASEMENT PIPE (OPEN CUT)	LF	28	\$ 380.00	\$10,640.00		28.00	\$10,640.00		\$10,640.00	100.0%	
W5	12 INCH GATE VALVE & BOX	EA	5	\$ 5,200.00	\$26,000.00	5				\$26,000.00	100.0%	
W6	WATER SERVICES	EA	2	\$ 3,110.00	\$6,220.00		2.00	\$6,220.00		\$6,220.00	100.0%	
W7	12 INCH TEES	EA	2	\$ 2,770.00	\$5,540.00	1	1.00	\$2,770.00		\$5,540.00	100.0%	
W8	COMBINATION 2" AIR RELEASE VACUUM VALVE & VAULT	EA	1	\$ 6,154.00	\$6,154.00		1.00	\$6,154.00		\$6,154.00	100.0%	
W9	TRENCH SAFETY	LF	444	\$ 8.70	\$3,862.80	280	164.00	\$1,426.80		\$3,862.80	100.0%	
W10	PAVEMENT REPAIR	SY	19	\$ 180.00	\$3,420.00		19.00	\$3,420.00		\$3,420.00	100.0%	
M1	TRAFFIC CONTROL	LS	1	\$ 10,000.00	\$10,000.00	0.5	0.50	\$5,000.00		\$10,000.00	100.0%	
ORIGINAL CONTRACT TOTALS					\$251,177.80			\$116,230.80		\$251,177.80	100%	
CHANGE ORDER												
	12 INCH GATE VALVE	EA	7	\$ 5,200.00	\$36,400.00		7.00	\$36,400.00		\$36,400.00	100.0%	
	12 INCH DUCTILE IRON WATER MAIN (4FT- 6 FT CUT)	LF	-214	\$ 150.00	(\$32,100.00)		-214.00	(\$32,100.00)		(\$32,100.00)	100.0%	
	12 INCH DUCTILE IRON WATER MAIN (6FT-15 FT CUT)	LF	214	\$ 190.00	\$40,660.00		214.00	\$40,660.00		\$40,660.00	100.0%	
	12 INCH TEES	EA	1	\$ 2,770.00	\$2,770.00		1.00	\$2,770.00		\$2,770.00	100.0%	
CHANGE ORDER TOTAL					\$47,730.00			\$47,730.00		\$47,730.00	100%	
Totals					\$298,907.80			\$163,960.80		\$298,907.80	100%	

**CONSENT OF SURETY
TO FINAL PAYMENT**

AIA Document G707

Bond No. TXC616094

OWNER	<input checked="" type="checkbox"/>
ARCHITECT	<input type="checkbox"/>
CONTRACTOR	<input checked="" type="checkbox"/>
SURETY	<input checked="" type="checkbox"/>
OTHER	<input type="checkbox"/>

TO OWNER:

(Name and address)

West Travis County Public Utility Agency
13215 Bee Cave Parkway
Building B, Suite 110
Bee Cave, TX 78738

PROJECT:

(Name and address)

Construction of Trautwein Road at HWY 290 12-Inch Waterline Relocation for West Travis County Public Utility Agency

ARCHITECT'S PROJECT NO.: N/A

CONTRACT FOR: Construction of Trautwein Road at HWY 290 12-Inch Waterline Relocation

CONTRACT DATED: July 11, 2022

In accordance with the provisions of the Contract between the Owner and the Contractor as indicated above, the
(Insert name and address of Surety)

Merchants Bonding Company (Mutual)
P.O. Box 14498
Des Moines, IA 50306-3498

, SURETY,

on bond of

(Insert name and address of Contractor)

Lone Star Sitework, LLC
P.O. Box 1867
Wimberley, TX 78676

, CONTRACTOR,

hereby approves of the final payment to the Contractor, and agrees that final payment to the Contractor shall not relieve the Surety of any of its obligations to

(Insert name and address of Owner)

West Travis County Public Utility Agency
13215 Bee Cave Parkway
Building B, Suite 110
Bee Cave, TX 78738

, OWNER,

as set forth in said Surety's bond.

IN WITNESS WHEREOF, the Surety has hereunto set its hand on this date: October 9, 2023

(Insert in writing the month followed by the numeric date and year.)

Merchants Bonding Company (Mutual)

(Surety)

(Signature of authorized representative)

Russ Frenzel, Attorney-in-Fact

(Printed name and title)

Attest:
(Seal):

Yamillet Ramos
Yamillet Ramos, Witness



CAUTION: You should sign an original AIA document that has this caution printed in red. An original assures that changes will not be obscured as may occur when documents are reproduced. See Instruction Sheet for Limited License for Reproduction of this document.



MERCHANTS
BONDING COMPANY
POWER OF ATTORNEY

Know All Persons By These Presents, that MERCHANTS BONDING COMPANY (MUTUAL) and MERCHANTS NATIONAL BONDING, INC., both being corporations of the State of Iowa, d/b/a Merchants National Indemnity Company (in California only) (herein collectively called the "Companies") do hereby make, constitute and appoint, individually,

Blaine Allen; Brady K Cox; Brent Baldwin; Brock Baldwin; Chandler Nazzal; Cynthia A Alford; John A Aboumradi; Keith Rogers; Kristen Ortiz; Lorena Gutierrez; Michael B Hill; Neira Hernandez; Russ Frenzel; Samuel Freireich; Sylvia Thomas; Veronica Ramos; William D Baldwin; Yamillec Ramos

their true and lawful Attorney(s)-in-Fact, to sign its name as surety(ies) and to execute, seal and acknowledge any and all bonds, undertakings, contracts and other written instruments in the nature thereof, on behalf of the Companies in their business of guaranteeing the fidelity of persons, guaranteeing the performance of contracts and executing or guaranteeing bonds and undertakings required or permitted in any actions or proceedings allowed by law.

This Power-of-Attorney is granted and is signed and sealed by facsimile under and by authority of the following By-Laws adopted by the Board of Directors of Merchants Bonding Company (Mutual) on April 23, 2011 and amended August 14, 2015 and adopted by the Board of Directors of Merchants National Bonding, Inc., on October 16, 2015.

"The President, Secretary, Treasurer, or any Assistant Treasurer or any Assistant Secretary or any Vice President shall have power and authority to appoint Attorneys-in-Fact, and to authorize them to execute on behalf of the Company, and attach the seal of the Company thereto, bonds and undertakings, recognizances, contracts of indemnity and other writings obligatory in the nature thereof."

"The signature of any authorized officer and the seal of the Company may be affixed by facsimile or electronic transmission to any Power of Attorney or Certification thereof authorizing the execution and delivery of any bond, undertaking, recognizance, or other suretyship obligations of the Company, and such signature and seal when so used shall have the same force and effect as though manually fixed."

In connection with obligations in favor of the Florida Department of Transportation only, it is agreed that the power and authority hereby given to the Attorney-in-Fact includes any and all consents for the release of retained percentages and/or final estimates on engineering and construction contracts required by the State of Florida Department of Transportation. It is fully understood that consenting to the State of Florida Department of Transportation making payment of the final estimate to the Contractor and/or its assignee, shall not relieve this surety company of any of its obligations under its bond.

In connection with obligations in favor of the Kentucky Department of Highways only, it is agreed that the power and authority hereby given to the Attorney-in-Fact cannot be modified or revoked unless prior written personal notice of such intent has been given to the Commissioner-Department of Highways of the Commonwealth of Kentucky at least thirty (30) days prior to the modification or revocation.

In Witness Whereof, the Companies have caused this instrument to be signed and sealed this 23rd day of January, 2023.

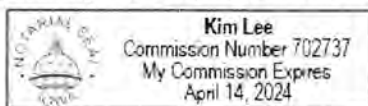


MERCHANTS BONDING COMPANY (MUTUAL)
MERCHANTS NATIONAL BONDING, INC.
d/b/a MERCHANTS NATIONAL INDEMNITY COMPANY

By *Larry Taylor*
President

STATE OF IOWA
COUNTY OF DALLAS ss.

On this 23rd day of January 2023, before me appeared Larry Taylor, to me personally known, who being by me duly sworn did say that he is President of MERCHANTS BONDING COMPANY (MUTUAL) and MERCHANTS NATIONAL BONDING, INC.; and that the seals affixed to the foregoing instrument are the Corporate Seals of the Companies; and that the said instrument was signed and sealed in behalf of the Companies by authority of their respective Boards of Directors.



Kim Lee
Notary Public

(Expiration of notary's commission does not invalidate this instrument)

I, William Warner, Jr., Secretary of MERCHANTS BONDING COMPANY (MUTUAL) and MERCHANTS NATIONAL BONDING, INC., do hereby certify that the above and foregoing is a true and correct copy of the POWER-OF-ATTORNEY executed by said Companies, which is still in full force and effect and has not been amended or revoked.

In Witness Whereof, I have hereunto set my hand and affixed the seal of the Companies on this 9th day of October, 2023.



William Warner Jr.
Secretary

MAINTENANCE BOND

BOND NO. TXC616094

KNOW ALL MEN BY THESE PRESENTS:

THAT we, Lone Star Sitework, LLC, as Principal, and Merchants Bonding Company (Mutual), a corporation organized and doing business and under and by virtue of the laws of the State of Iowa and duly licensed to conduct surety business in the State of Texas, as Surety, are held and firmly bound unto West Travis County Public Utility Agency.

as Obligee, in the sum of Two Hundred Ninety-Eight Thousand Nine Hundred Seven and 80/100 (\$ 298,907.80) Dollars, for which payment, well and truly to be made, we bind ourselves, our heirs, executors and successors, jointly and severally firmly by these presents.

THE CONDITION OF THE OBLIGATION IS SUCH THAT:

WHEREAS, the above named Principal entered into an agreement or agreements with said Obligee to:

WHEREAS, said agreement provided that Principal shall guarantee replacement and repair of improvements as described therein for a period of 1 year(s) following final acceptance of said improvements.

NOW, THEREFORE, if the above Principal shall indemnify the Obligee for all loss that Obligee may sustain by reason of any defective materials or workmanship which become apparent during the period of 1 year(s) from and after acceptance of the said improvements by Obligee, then this obligation shall be void, otherwise to remain in full force and effect.

IN WITNESS WHEREOF, the seal and signature of said Principal is hereto affixed and the corporate seal and the name of the said Surety is hereto affixed and attested by its duly authorized Attorney-in-Fact, this 9th day of October, 2023 Year

Lone Star Sitework, LLC
Principal

BY: Charrison
Charrison, managing member

Merchants Bonding Company (Mutual)

BY: Russ Frenzel
Russ Frenzel, Attorney-in-Fact

MERCHANTS
BONDING COMPANY
POWER OF ATTORNEY

Know All Persons By These Presents, that MERCHANTS BONDING COMPANY (MUTUAL) and MERCHANTS NATIONAL BONDING, INC., both being corporations of the State of Iowa, d/b/a Merchants National Indemnity Company (in California only) (herein collectively called the "Companies") do hereby make, constitute and appoint, individually,

Blaine Allen; Brady K Cox; Brent Baldwin; Brock Baldwin; Chandler Nazzari; Cynthia A Alford; John A Aboumradi; Keith Rogers; Kristen Ortiz; Lorena Gutierrez; Michael B Hill; Neira Hernandez; Russ Frenzel; Samuel Freireich; Sylvia Thomas; Veronica Ramos; William D Baldwin; Yamillec Ramos

their true and lawful Attorney(s)-in-Fact, to sign its name as surety(ies) and to execute, seal and acknowledge any and all bonds, undertakings, contracts and other written instruments in the nature thereof, on behalf of the Companies in their business of guaranteeing the fidelity of persons, guaranteeing the performance of contracts and executing or guaranteeing bonds and undertakings required or permitted in any actions or proceedings allowed by law.

This Power-of-Attorney is granted and is signed and sealed by facsimile under and by authority of the following By-Laws adopted by the Board of Directors of Merchants Bonding Company (Mutual) on April 23, 2011 and amended August 14, 2015 and adopted by the Board of Directors of Merchants National Bonding, Inc., on October 16, 2015.

"The President, Secretary, Treasurer, or any Assistant Treasurer or any Assistant Secretary or any Vice President shall have power and authority to appoint Attorneys-in-Fact, and to authorize them to execute on behalf of the Company, and attach the seal of the Company thereto, bonds and undertakings, recognizances, contracts of indemnity and other writings obligatory in the nature thereof."

"The signature of any authorized officer and the seal of the Company may be affixed by facsimile or electronic transmission to any Power of Attorney or Certification thereof authorizing the execution and delivery of any bond, undertaking, recognizance, or other suretyship obligations of the Company, and such signature and seal when so used shall have the same force and effect as though manually fixed."

In connection with obligations in favor of the Florida Department of Transportation only, it is agreed that the power and authority hereby given to the Attorney-in-Fact includes any and all consents for the release of retained percentages and/or final estimates on engineering and construction contracts required by the State of Florida Department of Transportation. It is fully understood that consenting to the State of Florida Department of Transportation making payment of the final estimate to the Contractor and/or its assignee, shall not relieve this surety company of any of its obligations under its bond.

In connection with obligations in favor of the Kentucky Department of Highways only, it is agreed that the power and authority hereby given to the Attorney-in-Fact cannot be modified or revoked unless prior written personal notice of such intent has been given to the Commissioner-Department of Highways of the Commonwealth of Kentucky at least thirty (30) days prior to the modification or revocation.

In Witness Whereof, the Companies have caused this instrument to be signed and sealed this 23rd day of January, 2023.

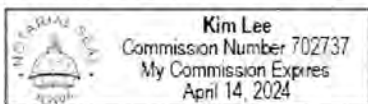


MERCHANTS BONDING COMPANY (MUTUAL)
MERCHANTS NATIONAL BONDING, INC.
d/b/a MERCHANTS NATIONAL INDEMNITY COMPANY

By *Larry Taylor*
President

STATE OF IOWA
COUNTY OF DALLAS ss.

On this 23rd day of January 2023, before me appeared Larry Taylor, to me personally known, who being by me duly sworn did say that he is President of MERCHANTS BONDING COMPANY (MUTUAL) and MERCHANTS NATIONAL BONDING, INC., and that the seals affixed to the foregoing instrument are the Corporate Seals of the Companies; and that the said instrument was signed and sealed in behalf of the Companies by authority of their respective Boards of Directors.



Kim Lee
Notary Public

(Expiration of notary's commission does not invalidate this instrument)

I, William Warner, Jr., Secretary of MERCHANTS BONDING COMPANY (MUTUAL) and MERCHANTS NATIONAL BONDING, INC., do hereby certify that the above and foregoing is a true and correct copy of the POWER-OF-ATTORNEY executed by said Companies, which is still in full force and effect and has not been amended or revoked.

In Witness Whereof, I have hereunto set my hand and affixed the seal of the Companies on this 9th day of October, 2023.



William Warner Jr.
Secretary



MERCHANTS BONDING COMPANY (MUTUAL) • MERCHANTS NATIONAL BONDING, INC.
2100 FLEUR DRIVE • DES MOINES, IOWA 50321-1158 • (800) 678-8171 • (515) 243-3854 FAX

IMPORTANT NOTICE

To obtain information or make a complaint:

You may contact your insurance agent at the telephone number provided by your insurance agent.

You may call Merchants Bonding Company (Mutual) toll-free telephone number for information or to make a complaint at:

1-800-678-8171

You may contact the Texas Department of Insurance to obtain information on companies, coverages, rights or complaints at:

1-800-252-3439

You may write the Texas Department of Insurance at:

P. O. Box 149104
Austin, TX 78714-9104
Fax: (512) 475-1771
Web: <http://www.tdi.state.tx.us>
E-mail: ConsumerProtection@tdi.texas.gov

PREMIUM AND CLAIM DISPUTES: Should you have a dispute concerning your premium or about a claim you should contact the agent first. If the dispute is not resolved, you may contact the Texas Department of Insurance.

ATTACH THIS NOTICE TO YOUR POLICY: This notice is for information only and does not become a part or condition of the attached document.

Bidding Requirements, Contract Forms & Conditions of the Contract
Supplemental General Conditions – Section 00800

CONTRACTOR'S AFFIDAVIT AND LIEN WAIVER

THE STATE OF TEXAS §
 §
COUNTY OF HAYS §

BEFORE ME, the undersigned authority, personally appeared Cullen Harrison who, being by me duly sworn states as follows:

I.

My name is Cullen Harrison. I am Managing Member of Lone Star Sitework, LLC (hereinafter referred to as "Contractor").

II.

Pursuant to that certain Standard Form of Agreement (the "Contract"), by and between WTCPUA (the "Owner"), _____ and Contractor, dated 8/19/2022, for the construction of certain facilities known as WTCPUA TRAUTWEIN ROAD AT HWY 290 12-INCH WATERLINE RELOCATION as more particularly described in the Contract (the "Facilities"), I, a duly authorized agent for Contractor, do hereby warrant and represent, for and on behalf of Contractor, that: (i) a full and complete list of all subcontractors, laborers and material suppliers who have, prior to the date set forth herein below, been engaged in the construction of or supplying material incorporated into the Facilities is set forth on Exhibit "A" attached hereto and incorporated herein by reference; (ii) Contractor and all subcontractors, laborers, and material suppliers engaged in the construction of or supplying materials incorporated into the Facilities have been paid in full for all work performed and all materials supplied prior to the date set forth herein below; and (iii) prior to the date set forth herein below, the Facilities were fully and finally completed in strict accordance with the Contract.

III.

For and in consideration of the payment to Contractor of all sums now due and owing or to be due and owing for the construction of the Facilities, Contractor does hereby waive and release any and all liens (and all rights to hereafter perfect any lien) on the Facilities, or on any property on which the Facilities are located (collectively, the Facilities and such property are referred to herein as the "Property") for any work performed or materials supplied prior to the date set forth herein below. Without limitation on the foregoing, Contractor hereby releases and discharges the Property, the Owner, and any and all other parties from all indebtedness and obligations of whatsoever character against them or the Property in connection with the construction of the Facilities and, in addition, releases and discharges the Property from any and all liens and charges of every character held by the undersigned, whether the liens be contractual, statutory, or constitutional, and further whether said liens are evidenced by lien claim affidavits or not and whether filed for record in the Office of the County Clerk of the county where the Property is located, or not; it being the intention to relinquish, and release the Property completely free and clear of all liens and lien claims of every character asserted by the undersigned. This release and

Bidding Requirements, Contract Forms & Conditions of the Contract
Supplemental General Conditions – Section 00800


waiver of liens is effective for all labor, materials, specially fabricated materials and/or services furnished up to and including the date hereof, and further the undersigned states that all persons, parties and entities that have furnished or performed work and/or furnished materials, specially fabricated materials, and supplies for use in connection with the construction of the Facilities claiming through or under the undersigned have been fully paid all amounts that may be due and owing and the undersigned does hereby agree to hold the Owner harmless from any loss, cost or expense incurred by virtue of any claims against them on account of the unpaid bills for labor performed or materials furnished by any such party.

EXECUTED on this the 11 day of October, 2023.

CONTRACTOR Lone Star Sitework, LLC

By: [Signature]
Print Name: Cullen Harrison
Title: Managing Member

WORN TO AND SUBSCRIBED BEFORE ME on this 11 day of October 2023.



[Signature]
Notary Public
Printed Name: Deborah Casas
My Commission Expires: 12-11-25

THE STATE OF TEXAS §
 §
COUNTY OF HAYS §

This instrument was acknowledged before me on the _____ day of _____,
by _____,
of _____, a _____, on behalf
of said _____.

Notary Public in and for the State of Texas
Printed Name: _____
My Commission Expires: _____

Bidding Requirements, Contract Forms & Conditions of the Contract
Supplemental General Conditions – Section 00800

SUBCONTRACTOR'S LIEN WAIVER

THE STATE OF TEXAS §
 §
COUNTY OF HAYS §

BEFORE ME, the undersigned authority, personally appeared Cullen Harrison, who, being by me duly sworn, states as follows:

My name is Cullen Harrison I am managing member of Lone Star Sitework, LLC (hereinafter referred to as "Subcontractor").

Subcontractor has provided materials or performed work in conjunction with the construction of certain facilities known as WTCPUA TRAUTWEIN ROAD AT HWY 290 12-INCH WATERLINE RELOCATION(the "Facilities") as more particularly described in that one certain Standard Form of Agreement by and between WTCPUA (the "Owner"), and Lone Star Sitework ("Contractor"), dated 8/19/2022.

II.

For and in consideration of the payment to Subcontractor of all sums now due and owing or to be due and owing for the construction of the Facilities, Subcontractor does hereby waive and release any and all liens (and all rights to hereafter perfect any lien) on the Facilities and on any property on which the Facilities are located (collectively, the Facilities and such property are referred to herein as the "Property") for any work performed or materials supplied prior to the date set forth herein below. Without limitation on the foregoing, Subcontractor hereby releases and discharges the Property, the Owner, and any and all other parties from all indebtedness and obligations of whatsoever character against them or the Property in connection with the construction of the Facilities and, in addition, releases and discharges the Property from any and all liens and charges of every character held by the undersigned, whether the liens be contractual, statutory, or constitutional, and further whether said liens are evidenced by lien claim affidavits or not and whether filed for record in the Office of the County Clerk of the county where the Property is located, or not; it being the intention to relinquish, and release the Property to Owner completely free and clear of all liens and lien claims of every character asserted by the undersigned. This release and waiver of liens is effective for all labor, materials, specially fabricated materials and/or services furnished up to and including the date hereof, and further the undersigned states that all persons, parties and entities that have furnished or performed work and/or furnished materials, specially fabricated materials, and supplies for use in connection with the construction of the Facilities claiming through or under the undersigned have been fully paid all amounts that may be due and owing and the undersigned does hereby agree to hold the Owner harmless from any loss, cost or expense incurred by virtue of any claims against them on account of the unpaid bills for labor performed or materials furnished by any such party.

Bidding Requirements, Contract Forms & Conditions of the Contract
Supplemental General Conditions – Section 00800

waiver of liens is effective for all labor, materials, specially fabricated materials and/or services furnished up to and including the date hereof, and further the undersigned states that all persons, parties and entities that have furnished or performed work and/or furnished materials, specially fabricated materials, and supplies for use in connection with the construction of the Facilities claiming through or under the undersigned have been fully paid all amounts that may be due and owing and the undersigned does hereby agree to hold the Owner harmless from any loss, cost or expense incurred by virtue of any claims against them on account of the unpaid bills for labor performed or materials furnished by any such party.

EXECUTED on this the 10 day of October, 2023.


CONTRACTOR Lone Star Sitework, LLC

By: Cullen Harrison

Name: Cullen Harrison

Title: Managing Member

SWORN TO AND SUBSCRIBED BEFORE ME on this 10 day of October, 2023



Deborah Casas
Notary Public
Printed Name: Deborah Casas
My Commission Expires: 12-11-25

THE STATE OF TEXAS §
 §
COUNTY OF HAYS §

This instrument was acknowledged before me on the _____ day of _____
by _____,
_____ of _____, a _____, on behalf
of said _____.

Notary Public in and for the State of Texas
Printed Name: _____
My Commission Expires: _____



Investment Proposal (Quote)

RDO Equipment Co.
 16415 N Interstate 35
 Pflugerville TX, 78660
 Phone: (512) 272-4141 - Fax: (512) 272-9365

Proposal for:
 WEST TRAVIS COUNTY PUA
 13215 BEE CAVE PARKWAY BLDG B SUITE 110
 BE CAVE, TX, 78738
 TRAVIS

Investment Proposal Date: 6/13/2023
Pricing Valid Until: 6/27/2023
Deal Number: 1666382
Customer Account#: 2566052
Sales Professional: Laurie Bush
Phone: (512) 272-4141
Fax: (512) 272-9365
Email: LBUSH@rdoequipment.com

Equipment Information

Quantity	Serial Number Stock Number	Hours (approx.)	Status / Year / Make / Model Additional Items	Cash Price
1	TBD TBD	0	New 2023 JOHN DEERE 310P	\$174,489.00
			Freight in FRT IN	\$2,850.00
			Freight Out DELIVERY	\$650.00
			Prep / Reconditioning PDI	\$1,775.00
			After Sales Labor SET FLOWS & PRESSURES	\$500.00
			After Sales Labor FIRE EXT. & LABOR	\$600.00
			After Sales Labor ADD QD'S HAMMER & TRACTOR	\$900.00
			Customer Discount Sourcewell - 43% off list	(\$75,030.27)
			Warranty -John Deere Power Train & Hyd.-48 Months, 5000 Hours,Deductible: 0, Exp Date: 6/6/2027	\$2,231.00
1	TBD TBD	0	Attachment - New 2023 JRB 12" bkt 08HQ012-E00-GTK22S3-PR-030	\$1,244.93
1	TBD TBD	0	Attachment - New 2023 JOHN DEERE 18" bkt 08HQ018-E00- GTK22S4-PR-030	\$1,442.06
Equipment Subtotal:				\$111,651.72

Purchase Order Totals

Balance:	\$111,651.72
Total Taxable Amount:	\$0.00
TX STATE TAX:	\$0.00
TX SPECIAL TAX:	\$0.00
Sales Tax Total:	\$0.00
HEI:	\$154.30
Sub Total:	\$111,806.02
Cash with Order:	\$0.00
Balance Due:	\$111,806.02

Equipment Options

Qty	Serial Number	Year / Make / Model	Description
1	TBD	2023 JOHN DEERE 310P	17B0T 310 P-tier Backhoe Loader 0202 United States 0351 Translated Text Labels 0259 English 1002 Canopy (ROPS/FOPS) 8096 Premium Mirror Option - Exterior Rear View Mirrors (2) and Front View Mirror (1) 8146 Left Side Console Storage with Cup Holders 8159 Machine Security 8209 Seat, Vinyl Air-Suspension 183E JDLink [™] , [Ⓢ] 3005 Powershift Transmission - Mechanical Front Wheel Drive (MFWD) with Limited Slip Differential 4006 John Deere 4.5L - FT4/Stage IV 8075 Diagnostic Oil Sampling Ports 5250 Galaxy 21L-24 12PR Rear & 12.5/80-18 10PR Front 6152 Single Battery with Disconnect and Jump Post 8142 LED Light Package 8226 Strobe Light with Magnetic Mount 6751 Standard Dipperstick 6577 1250 lb. (567 kg.) Front Counterweight 7001 Auxiliary Hydraulics with One Way Flow (Hammer) 7028 Pilot Controls, Two Lever, with Pattern Selection 7037 Two-Function Loader Hydraulics, Single Lever 7800 Less Backhoe Bucket with Bucket Pins 7708 Top Hook Quick Coupler - Less Thumb 7853 86 in. (2.18 m.) Wide, 1.12 cu. yd. (0.86 cu. m.) General Purpose Bucket 8115 MFWD Driveshaft Guard
1	TBD	2023 JRB 12" bkt 08HQ012-E00-GTK22S3-PR-030	12" bkt 08HQ012-E00-GTK22S3-PR-030 12" bkt 08HQ012-E00-GTK22S3-PR-030
1	TBD	2023 JOHN DEERE 18" bkt 08HQ018-E00-GTK22S4-PR-030	18" bkt 08HQ018-E00-GTK22S4-PR-030 18" bkt 08HQ018-E00-GTK22S4-PR-030



QUOTE	Q701305
Opportunity ID	OP600908
Quote Date	9/15/2023
Account	C050472
Terms	PrePaid
Shipping	FedEx Express Saver
Sales Rep	Josh Douglas
Remit To:	To Pay by ACH or Wire:
xByte Technologies Inc. 4614 19th Street Ct. East Bradenton, FL, 34203 Phone: 888-929-8348 Fax: 941-741-9779	Synovus Bank 500 11th St. Columbus, GA 31901 SWIFT (US Currency): FICOUS44 ABA Routing Number: 061100606 Account Number: 1011502091

Bill To
West Travis County Public Utility Agency (WTCPUA) 13215 Bee Cave Parkway Building B, Suite 110 Bee Cave TX 78738 UNITED STATES

Ship To
West Travis County Public Utility Agency (WTCPUA) 13215 Bee Cave Parkway Building B, Suite 110 Bee Cave TX 78738 UNITED STATES

Line	Item	Description	Qty	Price	Total
1		Windows License for R640, ST: FRCP1G3	1		
2	DG7GMGF0D5RK-0004	WINDOWS SERVER 2022 STANDARD 2 Core LICENSE PACK	10	\$125.00	\$1,250.00
3	DG7GMGF0D5VX-0007	Windows Server 2022 1 User CAL License	50	\$43.00	\$2,150.00
4		-	1		
5	>R750	Dell PowerEdge R750 Server	1	\$24,209.00	\$24,209.00
6		Dell PowerEdge R750 24x2.5 SAS/SATA 2 CPU Servers with Dell Warranty	1		
7		Dell Trusted Platform Module 2.0 (TPM) 15th Gen	1		
8		Intel Scalable Silver Family (V1-V2 4-16 CPU Cores) (V3 8-20 CPU Cores)	1		
9		Intel Silver 4314 16C 2.4Ghz 24M DDR4-2667 135W	2		
10		Dell 8GB DDR4 ECC RDIMM 3200Mhz	16		
11		Dell PERC H745 Front Controller	1		
12		RAID 10	1		
13		Dell 2.4TB 10K 12Gbps SAS 2.5 HDD 512e (ME)	10		
14		RAID 1	1		
15		Dell 1.6TB 12Gbps SAS Mix Use TLC SSD 512e DC SS540	2		
16		Dell Intel X710-T2L Dual Port 10GbE RJ45 OCP 3.0	1		
17		Dell Intel I350-T4 Quad Port 1Gb RJ45 Full Height	1		
18		Dell iDRAC9 Enterprise License (15G)	1		
19		Dell PowerEdge 14G/15G/16G 2U Standard Bezel	1		



Line	Item	Description	Qty	Price	Total
20		Dell 2U Sliding Ready Rails and Cable Management	1		
21		Custom Configuration and Full Testing, Full Firmware Updates	1		
22		Dell 1100W Titanium AC Power Supply for 15G/16G Rack	2		
23		Windows Server 2022 Standard VLIC 16 Core License Pack	6		
24		Windows Server 2022 1 User CAL License	50		
25		Standard Power Cord(s) - Qty to Match Power Supplies	1		
26		Show me Dell BOSS S2 options	1		
27		No BOSS Solution	1		
28		No, I do not need Veeam Software	1		
29		5 Years ProSupport Plus and Mission Critical 4Hr Onsite Service	1		
30		Dell Certified Refurbished	1		
31		-	1		
32	>R750	Dell PowerEdge R750 Server	1	\$18,059.00	\$18,059.00
33		Dell PowerEdge R750 24x2.5 SAS/SATA 2 CPU Servers with Dell Warranty	1		
34		Dell Trusted Platform Module 2.0 (TPM) 15th Gen	1		
35		Intel Scalable Silver Family (V1-V2 4-16 CPU Cores) (V3 8-20 CPU Cores)	1		
36		Intel Silver 4314 16C 2.4Ghz 24M DDR4-2667 135W	2		
37		Dell 8GB DDR4 ECC RDIMM 3200Mhz	16		
38		Dell PERC H745 Front Controller	1		
39		RAID 10	1		
40		Dell 2.4TB 10K 12Gbps SAS 2.5 HDD 512e (ME)	10		
41		Dell 1.6TB 12Gbps SAS Mix Use TLC SSD 512e DC SS540	2		
42		Dell Intel X710-T2L Dual Port 10GbE RJ45 OCP 3.0	1		
43		Dell Intel I350-T4 Quad Port 1Gb RJ45 Full Height	1		
44		Dell iDRAC9 Enterprise License (15G)	1		
45		Dell PowerEdge 14G/15G/16G 2U Standard Bezel	1		



Line	Item	Description	Qty	Price	Total
46		Dell 2U Sliding Ready Rails and Cable Management	1		
47		Custom Configuration and Full Testing, Full Firmware Updates	1		
48		Dell 1100W Titanium AC Power Supply for 15G/16G Rack	2		
49		Windows Server 2022 Standard VLIC 16 Core License Pack	2		
50		Standard Power Cord(s) - Qty to Match Power Supplies	1		
51		Show me Dell BOSS S2 options	1		
52		No BOSS Solution	1		
53		No, I do not need Veeam Software	1		
54		5 Years ProSupport Plus and Mission Critical 4Hr Onsite Service	1		
55		Dell Certified Refurbished	1		

Payment Details

Item Subtotal	\$45,668.00
Tax	\$0.00
Exempt	\$0.00
Shipping	\$261.00
Total	\$45,929.00
*Payments as low as	\$915.36

Price quotes are good for 7 calendar days and are subject to availability.

Unless otherwise noted, products are recertified or contain recertified components. Hardware is unrestricted stream and non-data.

For US warranty information, please visit: <https://www.xbyte.com/warranty/>.

For international warranty information, please visit: <https://www.xbyte.com/international-warranty/>.

*xByte Capital Lease: All terms are subject to credit approval, execution, and return of mutually acceptable lease documents. Lease rates are based on the final amount, configuration, and specification of the supplied equipment. Interim rent may apply and be due in the first payment cycle.

All amounts in United States Dollars (USD)

Generator Field Services LLC.
 300 Bent Way Marble Falls TX. 78654
 830-265-1203



WTCPUA
 LS #16
 Generator Replacement

Q U O T E

Invoice # GFS8358
Invoice Date 10/11/2023
Due Date 10/11/2023

Item	Description	Unit Price	Quantity	Amount
	Cummins CPG 30KW 240/120 1PH. 60 HZ @ 1800 RPM Diesel (enclosed w/ UL listed tank)	33390.36	1.00	33,390.36
	Engine: Cummins QSB 3.3 69HP At 1800RPM.			
	Generator End: 12 Lead 240/120 VAC 1PH 60HZ Main Line Circuit Breaker.			
	ADDER: EBS Kit (EBS Kit Increased For Motor Starting)			
	Controls: Cummins PCC 1.1			
	Accessories: Battery- Lead Acid, Block Heater & Battery Float Charger.			
	Start up	2500.00	1.00	2,500.00
	Crane & rigging (estimated \$3,000.00)			
	Freight (TBD)			
	Misc electrical	2500.00	1.00	2,500.00

NOTES: Turnkey installation of Cummins generator set at lift station #16.
 Decommission & removal of existing generator set. Crane new generator onto existing pad. Extend current electrical to new main line breaker. Extend current control electrical. Anchor new generator set. Complete start up & programming. Complete transfer test under customer load. Hand over generator to customer as a tested back up power system.

	Subtotal	38,390.36
	Total	38,390.36
	Amount Paid	0.00
	Balance Due	\$38,390.36

ITEM F



Murfee Engineering Company

August 31, 2023

Mr. Scott Roberts, President and
Board of Directors
West Travis County Public Utility Agency
13215 Bee Cave Parkway, Building B, Suite 110
Bee Cave, Texas 78738

**Re: WTCPUA Lake Pointe Lift Station Rehab
Change Order #3 Evaluation and Recommendation**

Mr. Roberts and Board:

Attached please find Change Order #3 from Udelhoven Oilfield Services, Inc. for a decrease in the contract price. Being removed is a manual screen for inside the junction structure originally added to address operational issues reported by the operator. After further coordination with operation staff the screen is not needed. The time extension granted by Change Order #2 is not being removed as it considered redesign time and updated equipment lead times unrelated to the screen.

We have reviewed the reduced cost submitted by the Contractor and find it to be fair and reasonable. The change order decreases the contract amount by \$183,081.64. We recommend that Change Order #3 be approved in this amount. The current contract amount and time is \$2,102,607.67 and 678 days respectively. Upon approval of this change order the total contract amount will be \$1,919,526.03 and the contract time will be 678 days with a final completion date of March 17th, 2024.

If you have any questions, please do not hesitate to contact me.

Sincerely,

A handwritten signature in black ink, appearing to read 'Blake West', is written over a light blue horizontal line.

Blake West, P.E.

File 11051-151

Bidding Requirements, Contract Forms & Conditions of the Contract
Change Order - Section 00941

CHANGE ORDER # 3

Date of Issuance: 08/30/2023 Effective Date: 08/30/2023

Project: WTCPUA Lake Pointe LS Rehab	Owner: West Travis County Public Utility Agency	Owner's Contract No.:
Contract: Lake Pointe Lift Station Rehab		Date of Contract: 05-09-2022
Contractor: Udelhoven Oilfield System Service, Inc.		Engineer's Project No.: 11051.151

The Contract Documents are modified as follows upon execution of this Change Order:

The manual screen approved in Change Order #2 is being removed.

Attachments: Udelhoven Cost Proposal 5

CHANGE IN CONTRACT PRICE:	CHANGE IN CONTRACT TIMES:
Original Contract Price: \$ <u>1,409,775.75</u>	Original Contract Times: <input type="checkbox"/> Working days <input checked="" type="checkbox"/> Calendar days Substantial completion (days or date): <u>182</u> Ready for final payment (days or date): <u>212</u>
Increase [Decrease] from previously approved Change Orders No. <u>1</u> to No. <u>2</u> \$ <u>692,831.92</u>	Increase [Decrease] from previously approved Change Orders No. <u>1</u> to No. <u>2</u> Substantial completion (days): <u>466</u> Ready for final payment (days): <u>466</u>
Contract Price prior to this Change Order: \$ <u>2,102,607.67</u>	Contract Times prior to this Change Order: Substantial completion (days or date): <u>648</u> Ready for final payment (days or date): <u>678</u>
Increase [Decrease] of this Change Order: \$ <u>[183,081.64]</u>	Increase [Decrease] of this Change Order: Substantial completion (days or date): <u>0</u> Ready for final payment (days or date): <u>0</u>
Contract Price incorporating this Change Order: \$ <u>1,919,526.03</u>	Contract Times with all approved Change Orders: Substantial completion (days or date): <u>648</u> Ready for final payment (days or date): <u>678</u>

RECOMMENDED:

ACCEPTED:

ACCEPTED:

By: Blake West
Engineer (Authorized Signature)

By: _____

By: Sean Ross
Contractor (Authorized Signature)

By: _____

Date: 8/31/23

Date: _____

Date: Aug 31, 2023

Approved by Funding Agency (if applicable):

Date: _____

Change Order

Instructions

A. GENERAL INFORMATION

This document was developed to provide a uniform format for handling contract changes that affect Contract Price or Contract Times. Changes that have been initiated by a Work Change Directive must be incorporated into a subsequent Change Order if they affect Price or Times.

Changes that affect Contract Price or Contract Times should be promptly covered by a Change Order. The practice of accumulating Change Orders to reduce the administrative burden may lead to unnecessary disputes.

If Milestones have been listed in the Agreement, any effect of a Change Order thereon should be addressed.

For supplemental instructions and minor changes not involving a change in the Contract Price or Contract Times, a Field Order should be used.

B. COMPLETING THE CHANGE ORDER FORM

Engineer normally initiates the form, including a description of the changes involved and attachments based upon documents and proposals submitted by Contractor, or requests from Owner, or both.

Once Engineer has completed and signed the form, all copies should be sent to Owner or Contractor for approval, depending on whether the Change Order is a true order to the Contractor or the formalization of a negotiated agreement for a previously performed change. After approval by one contracting party, all copies should be sent to the other party for approval. Engineer should make distribution of executed copies after approval by both parties.

If a change only applies to price or to times, cross out the part of the tabulation that does not apply.



Udelhoven Oilfield System Service, Inc. - Cost Proposal

184 East 53rd Avenue, Anchorage, Alaska 99518



Date:	8/28/2023
Attention:	Murfee Engineering Company, Inc.
Client:	West Travis County Public Utility Agency
Address:	13215 Bee Cave Parkway Building B, Suite 110 Bee Cave, Texas 78738
Phone:	
Email:	

Time & Material:	
Lump Sum:	X
Cost Proposal Number	005
Junction Structure Influent Screen	
Project Name:	Lake Pointe Lift Station Rehab

Proposal Notes:

DEDUCTIVE CHANGE ORDER TO REMOVE THE FOLLOWING PROPOSED WORK: Junction structure to remove incoming flow debris (i.e. rags and debris larger than 1"). This will be done with a rake assembly and hoist system. During the time of installation full bypass activities will be required to pump around.

Description of Work:

1. Junction Structure

- Provide stem wall
- Provide Diversion radius in junction box.
- Provide mounting guides at wet well influent pipe connection
- Change hatch to Aluminum. Additional Structural Reinforcements

2. Coarse Screen

- Manual Coarse Screen
- Complete including the items below:
 - Vertical Bars
 - Screen Shoes
 - Mounting Brackets and Guides
 - Screenings Trough
 - Manual and/or Electric Hoist
 - Provide 2 Custom Trough Debris Removal Tools

3. Bypass Pumping

- Additional for the items listed above.
 - Pump Watch
 - Fuel
 - Rental

Time Extension: 26 CAD

Inclusions:	Exclusions:
See description of work.	<ul style="list-style-type: none"> - Engineering - Weather delays - Unforeseen piping/obstacles discovered due to new scope or discovery process.

	Hours	Cost
Direct Structural Labor Cost:	0	\$ -
Direct Architectural Labor Cost:	0	\$ -
Direct Mechanical Labor Cost:	0	\$ -
Direct Electrical Labor Cost:	0	\$ -
Direct FCO Labor Cost:	0	\$ -
Direct Subcontractor Cost:	0	\$ (134,770.00)
Direct Craft Labor Cost:	0	\$ -
Indirect Staff Labor Cost:	288	\$ (20,726.55)
Indirect Misc. Expense Cost (Bonds):	0	\$ (2,332.45)
Indirect Materials Cost:	0	\$ -
Indirect Equipment Cost:	0	\$ -
Overhead & Profit Cost:	0	\$ (25,252.64)
Total Project Cost:	288	\$ (183,081.64)

All material is guaranteed it be as specified. All work to be completed in a substantial workmanlike manner according o specifications submitted, per standard practices. Any alteration or deviation from above specifications involving extra costs will be executed only upon written orders, and will become an extra charge over and above the estimate. All agreements contingent upon accidents or delays beyond our control. Our workers are fully covered by Workmen's Compensation Insurance.

The above prices, specification are satisfactory and hereby accepted. You are authorized to do the work as specified. Payment will be made as outlined above.

See change order form

 Authorized Signature Date

Sean Ross

 UOSS Signature Date

See change order form

 Printed Name Position

Sean Ross

 Printed Name Project Manager Position

Aug 28, 2023



UOSS Cost Breakdown



Indirect Staff

Discipline	JDE Phase Code	Description	ST	OT	Hours	Days	Labor Rate	Total Cost	% Labor Burden	Total Cost + Mark Up
Indirect Staff Support		Project Manager	\$ 80,00		88	11		\$ 7,040,00	17%	\$ (8,236,80)
Indirect Staff Support		Superintendent	\$ 65,00		160	20		\$ 10,400,00	17%	\$ (12,168,00)
Indirect Staff Support		Submittal Coordinator	\$ 55,00		40	5		\$ 275,00	17%	\$ (321,75)
Indirect Staff Support					0			\$ -	0%	\$ -
Total:					288	36		Total: \$ 17,715,00	Total:	\$ (20,726,55)

Subcontractors

Discipline	JDE Phase Code	Description	QTY	UOM	Hours	Days	Unit Price	Total Cost	% Mark Up	Total Cost + Mark Up
Subcontractor		Construct-Assurance	1	ea			\$134,770,00	\$ 134,770,00	0%	\$ (134,770,00)
Subcontractor			0	ea			\$0,00	\$ -	0%	\$ -
Total:					0	0		Total: \$ 134,770,00	Total:	\$ (134,770,00)

Misc. Expenses

Discipline	JDE Phase Code	Description	QTY	UOM	Hours	Days	Unit Price	Total Cost	% Mark Up	Total Cost + Mark Up
Misc. Expenses		Performance & Payment Bond						\$ (2,332,45)	0%	\$ (2,332,45)
Total:								\$ (2,332,45)	Total:	\$ (2,332,45)

Overhead and Profit

Description	% Mark Up of Total Cost	Total Cost + Mark Up
Overhead and Allocations	6,0%	\$ (9,469,74)
Profit	10,0%	\$ (15,782,90)
Total:		\$ (25,252,64)






CP-UOS-005 - Junction Structure Influent Screen Deductive Change.pdf

Final Audit Report

2023-08-28

Created:	2023-08-28
By:	Doug Lamphere (dlamphere@udelhoven.com)
Status:	Signed
Transaction ID:	CBJCHBCAABAAAY4-jObjtX8JfDKtonB63LT4agQAG2Z2t

"CP-UOS-005 - Junction Structure Influent Screen Deductive Change.pdf" History

-  Document created by Doug Lamphere (dlamphere@udelhoven.com)
2023-08-28 - 4:37:20 PM GMT
-  Document emailed to Sean Ross (sross@udelhoven.com) for signature
2023-08-28 - 4:37:45 PM GMT
-  Email viewed by Sean Ross (sross@udelhoven.com)
2023-08-28 - 6:08:36 PM GMT
-  Document e-signed by Sean Ross (sross@udelhoven.com)
Signature Date: 2023-08-28 - 6:09:50 PM GMT - Time Source: server
-  Agreement completed.
2023-08-28 - 6:09:50 PM GMT






CO 3 Form-Lake Pointe LS Rehab-WTCPUA-230831.pdf

Final Audit Report

2023-08-31

Created:	2023-08-31
By:	Doug Lamphere (dlamphere@udelhoven.com)
Status:	Signed
Transaction ID:	CBJCHBCAABAAtgYQLkPNAPBeOroIZBkm15cH67mGy2

"CO 3 Form-Lake Pointe LS Rehab-WTCPUA-230831.pdf" History

-  Document created by Doug Lamphere (dlamphere@udelhoven.com)
2023-08-31 - 5:48:09 PM GMT
-  Document emailed to Sean Ross (sross@udelhoven.com) for signature
2023-08-31 - 5:48:37 PM GMT
-  Email viewed by Sean Ross (sross@udelhoven.com)
2023-08-31 - 5:52:36 PM GMT
-  Document e-signed by Sean Ross (sross@udelhoven.com)
Signature Date: 2023-08-31 - 5:52:55 PM GMT - Time Source: server
-  Agreement completed.
2023-08-31 - 5:52:55 PM GMT



Murfee Engineering Company

October 5, 2023

Mr. Scott Roberts, President and
Board of Directors
West Travis County Public Utility Agency
13215 Bee Cave Parkway, Building B, Suite 110
Bee Cave, Texas 78738

**Re: WTCPUA Trautwein Road at Hwy 290 12-inch Waterline Relocation
Change Order #1**

Mr. Roberts and Board:

Attached please find Change Order #1 from Lone Star Sitework, LLC, for changes in scope associated with replacing the original plan route and design with Julep Commercial water plan for a Quantity Change related to installation of WL 'A', WL '01' & WL '02', which in placed effects the necessary relocation for the County Road construction effort.

We have reviewed the additional quantities submitted by the Contractor, and find them to be fair and reasonable. We recommend that Change Order #1 be approved accordingly for an amount of \$47,730.00. The total Contract price, if this change order is approved, will be revised to \$298,907.80.

If you have any questions, please do not hesitate to contact me.

Sincerely,

A handwritten signature in black ink that reads 'Jason Baze'.

Jason Baze, P.E.

File 11051-135

**Bidding Requirements, Contract Forms & Conditions of the Contract
Change Order - Section 00941**

CHANGE ORDER # 1

Date of Issuance: 10/05/2023 Effective Date: 10/19/2023

Project: Trautwein Road at Hwy 290 12-inch Waterline Relocation	Owner: West Travis County Public Utility Agency	Owner's Contract No.:
Contract: Trautwein Road at Hwy 290 12-inch Waterline Relocation		Date of Contract: 8/14/2023
Contractor: Lone Star Sitework, LLC.		Engineer's Project No.: 11051.166

The Contract Documents are modified as follows upon execution of this Change Order:

Description: Quantity Change related to utilizing Julep Commercial WL 'A', WL '01' & WL '02' to affect the relocation

Attachments: (List documents supporting change): Change Order 1 Summary (1 page),

CHANGE IN CONTRACT PRICE:	CHANGE IN CONTRACT TIMES:
Original Contract Price: \$ <u>251,177.80</u>	Original Contract Times: <input checked="" type="checkbox"/> Working days <input type="checkbox"/> Calendar days Substantial completion (days or date): <u>210</u> Ready for final payment (days or date): <u>390</u>
Increase [Decrease] from previously approved Change Orders No. <u>n/a</u> to No. <u>n/a</u> \$ <u>n/a</u>	Increase [Decrease] from previously approved Change Orders No. <u>n/a</u> to No. <u>n/a</u> Substantial completion (days): <u>n/a</u> Ready for final payment (days): <u>n/a</u>
Contract Price prior to this Change Order: \$ <u>251,177.80</u>	Contract Times prior to this Change Order: Substantial completion (days or date): <u>210</u> Ready for final payment (days or date): <u>390</u>
Increase [Decrease] of this Change Order: \$ <u>47,730.00</u>	Increase [Decrease] of this Change Order: Substantial completion (days or date): <u>0</u> Ready for final payment (days or date): <u>0</u>
Contract Price incorporating this Change Order: \$ <u>298,907.80</u>	Contract Times with all approved Change Orders: Substantial completion (days or date): <u>10/23/2023</u> Ready for final payment (days or date): <u>1/11/2024</u>

RECOMMENDED:

ACCEPTED:

ACCEPTED:



By: _____
Engineer (Authorized Signature)

By: _____

By: _____
Contractor (Authorized Signature)

By: _____

10/5/2023

Date: _____

Date: _____

Date: _____

Approved by Funding Agency (if applicable):

Date: _____

Change Order

Instructions

A. GENERAL INFORMATION

This document was developed to provide a uniform format for handling contract changes that affect Contract Price or Contract Times. Changes that have been initiated by a Work Change Directive must be incorporated into a subsequent Change Order if they affect Price or Times.

Changes that affect Contract Price or Contract Times should be promptly covered by a Change Order. The practice of accumulating Change Orders to reduce the administrative burden may lead to unnecessary disputes.

If Milestones have been listed in the Agreement, any effect of a Change Order thereon should be addressed.

For supplemental instructions and minor changes not involving a change in the Contract Price or Contract Times, a Field Order should be used.

B. COMPLETING THE CHANGE ORDER FORM

Engineer normally initiates the form, including a description of the changes involved and attachments based upon documents and proposals submitted by Contractor, or requests from Owner, or both.

Once Engineer has completed and signed the form, all copies should be sent to Owner or Contractor for approval, depending on whether the Change Order is a true order to the Contractor or the formalization of a negotiated agreement for a previously performed change. After approval by one contracting party, all copies should be sent to the other party for approval. Engineer should make distribution of executed copies after approval by both parties.

If a change only applies to price or to times, cross out the part of the tabulation that does not apply.